

# Optimal Focus Error Estimation Performance in Individual Images of a Popular Smart Phone



## Results for the optics of a Samsung Galaxy S4 Smart Phone

Johannes Burge  
Wilson S. Geisler  
University of Texas at Austin

February 14, 2014

## Table of Contents

<b>Description of Stats</b>	<b>2</b>
<b>Estimation Accuracy</b>	<b>3</b>
<b>Description of Plots</b>	<b>4</b>
<b>Examples of Focus Error Estimation...</b>	
<b>...for -2.0 diopter errors</b>	<b>5-104</b>
Typical of best 80.0% of estimates	
<b>...for -1.0 diopter errors</b>	<b>105-204</b>
Typical of best 80.0% of estimates	
<b>...for +1.0 diopter errors</b>	<b>205-304</b>
Typical of best 80.0% of estimates	
<b>...for +2.0 diopter errors</b>	<b>305-404</b>
Typical of best 80.0% of estimates	
<b>...for -2.0 to +2.0 diopter errors</b>	
Typical of worst 2.50% of estimates	<b>405-420</b>

## Description of Stats

The results contained in this document show focus error estimation performance in images formed with the optics of a Samsung Galaxy S4 camera phone. The optics (i.e. MTFs for each of several different levels of focus error) were supplied by Samsung.

Example images are shown for four different levels of focus error in diopters (-2.0, -1.0, 1.0, 2.0D). Focus error estimation performance is shown across a five diopter range (e.g. 200mm-Infinity). 50% of estimates are accurate to within 0.05D, 75% of estimates are accurate to within 0.125D, 90% of estimates are accurate to within 0.25D, and 97.5% of estimates are accurate to within 0.50D.

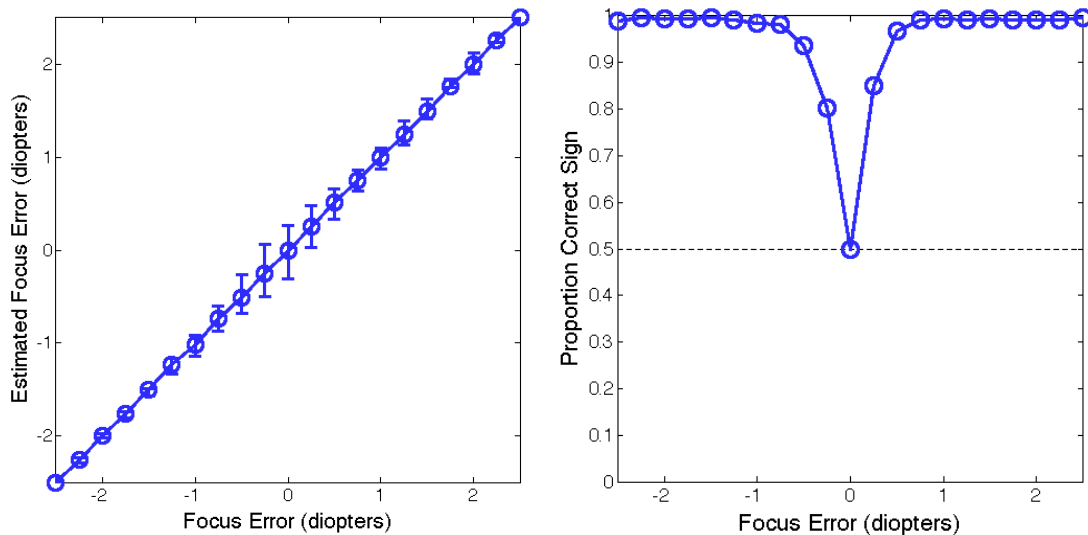
The first 400 examples in the document show focus error estimates that are representative of the best 75% of estimates in randomly selected patches. 100 example images are shown for each focus error level (e.g.-2.0 diopters).

The last 16 examples in the document show focus error estimates that are representative of the poorest 2.5% of estimates in randomly selected patches. 4 example images are shown for each focus error level.

To see the effect of defocus blur in the full size images (left side of page), it may be useful to view the document after zooming in by ~200%.

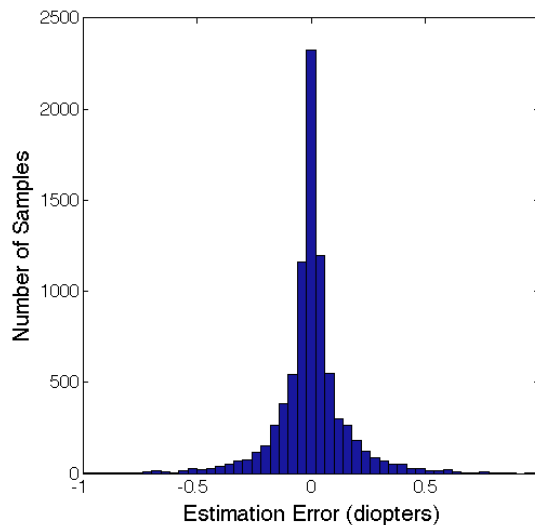


## Estimation Accuracy



**A** Estimation accuracy. The x-axis shows the focus error that was actually present in a large set of natural image patches. The y-axis shows the median estimate of the focus error. Error bars show 68% confidence intervals. Estimation performance is accurate and precise over a very wide range.

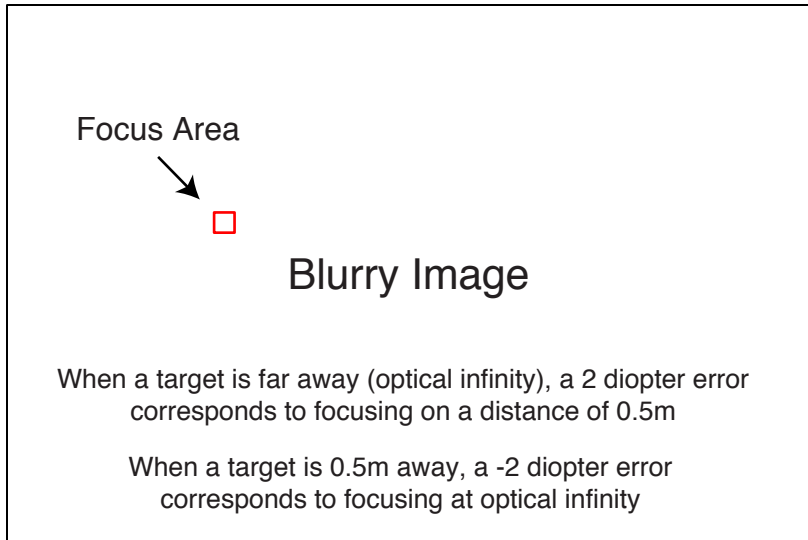
**B** Sign estimation accuracy. The x-axis shows the focus error. The y-axis shows the proportion of times the algorithm correctly estimated the sign of the focus error. Overall, the correct sign is estimated 97% of the time. After the focus error exceeds 0.50D, the sign is estimated correctly nearly 100% of the time.



Distribution of estimation errors. The x-axis shows the error in the focus error estimate in diopters. The y-axis shows the number of image patches. If the algorithm performed without *any* error, all estimates would pile up at zero. As is, performance is very good. 50% of estimates are accurate to within 0.050D, 75% of estimates are accurate to within 0.125D, 90% of estimates are accurate to within 0.25D, and essentially all (i.e. 97.5%) of estimates are accurate to within 0.50D. During an eye exam, focus errors less than 0.25D are typically left uncorrected by the optometrist.

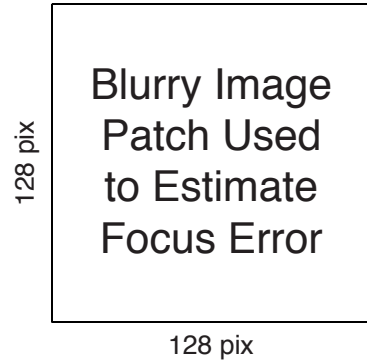
Focus Error

$\Delta D = -2.00$

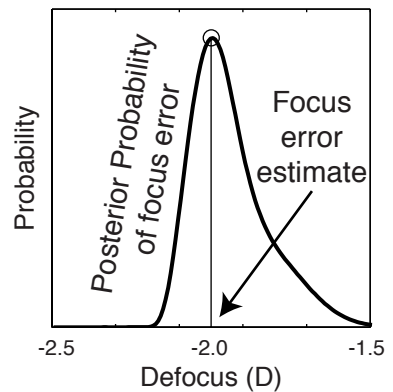


Focus Error      Contrast

$\Delta D = -2.00$ , RMS=0.44

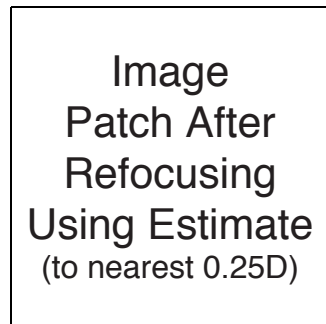


Estimate=-2.00D Err=0.000D

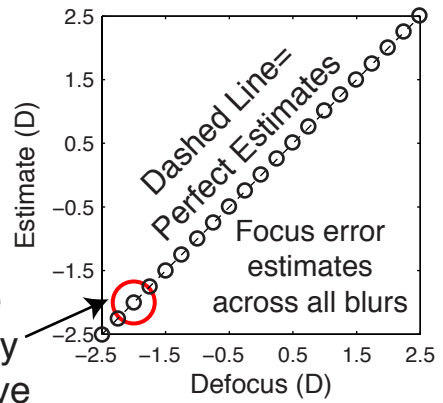
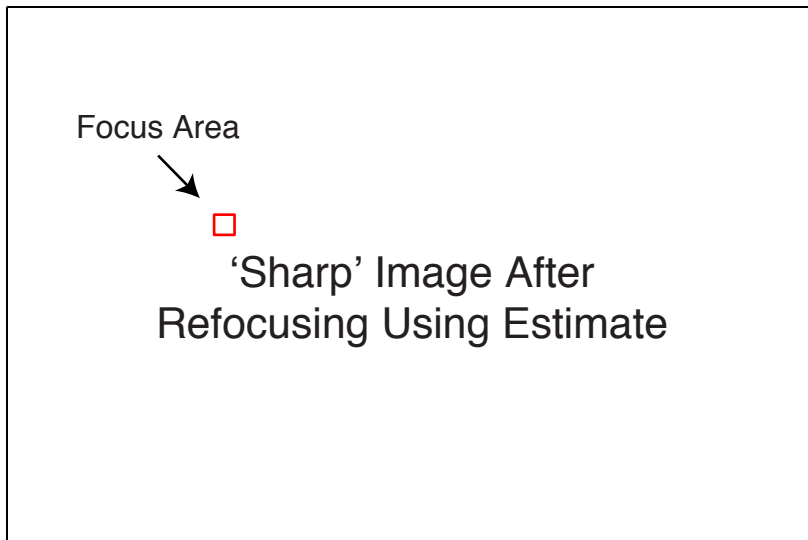


Img=341, RMS=0.55

Contrast



$\Delta D = 0.00$




Estimate from blurry patch above

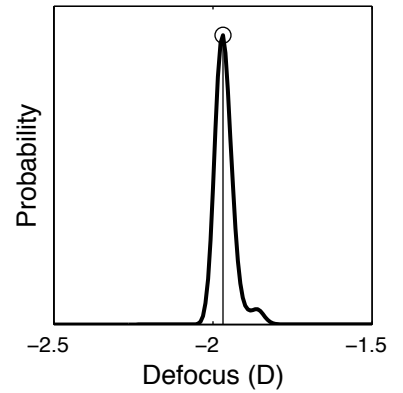
$\Delta D = -2.00$




$\Delta D = -2.00$ , RMS=0.50



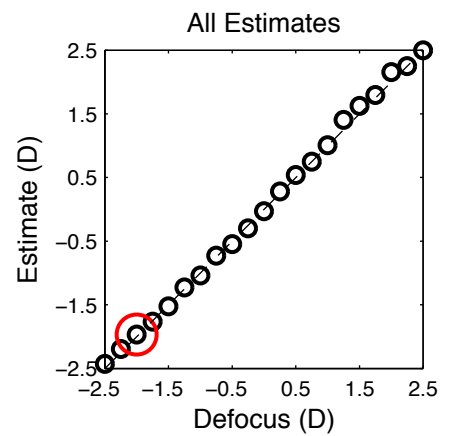
Estimate=-1.97D Err=0.031D



Img=1135, RMS=0.52




$\Delta D = 0.00$



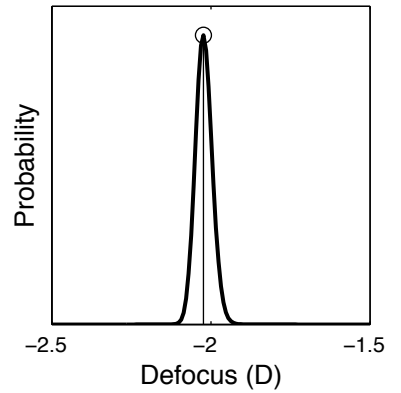
$\Delta D = -2.00$



$\Delta D = -2.00$ , RMS=0.82

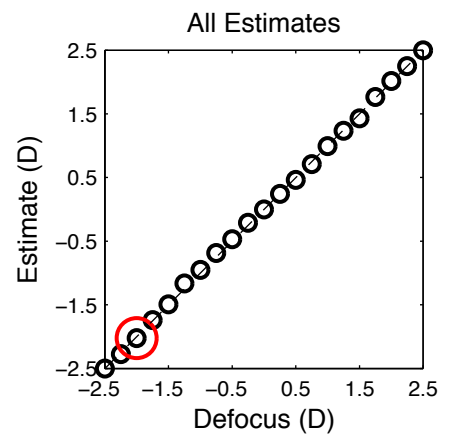



Estimate=-2.02D Err=-0.023D



Img=3620, RMS=1.01

$\Delta D = 0.00$






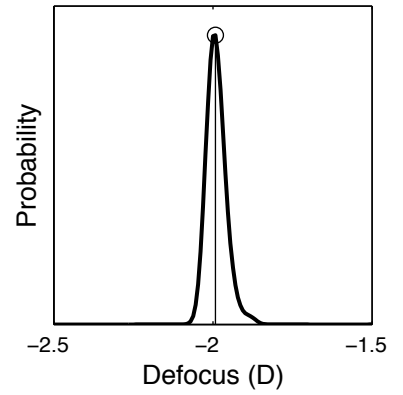
$\Delta D = -2.00$



$\Delta D = -2.00$ , RMS=0.46



Estimate=-1.99D Err=0.008D



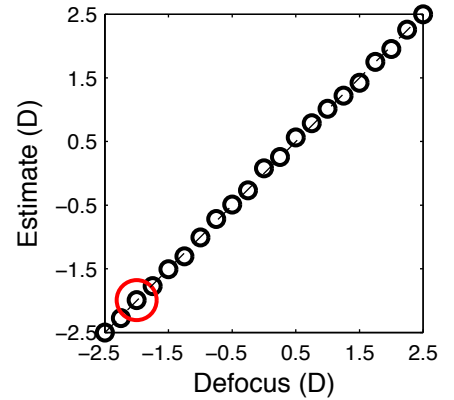
Img=3739, RMS=0.50



$\Delta D = 0.00$




All Estimates



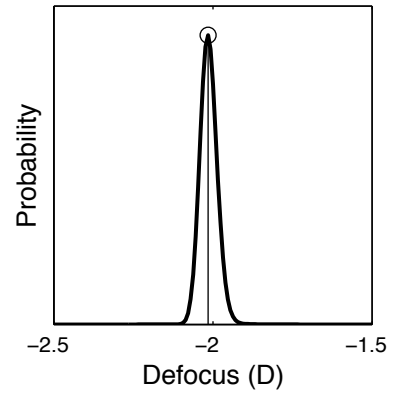
$\Delta D = -2.00$




$\Delta D = -2.00$ , RMS=0.73



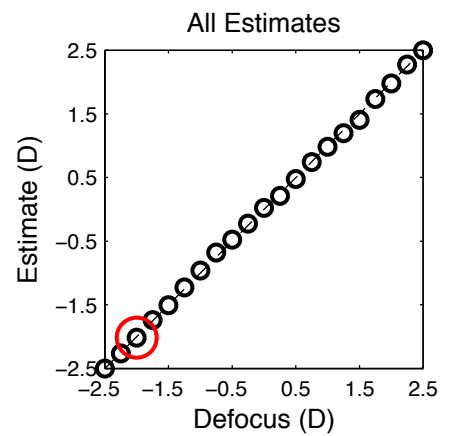
Estimate=-2.02D Err=-0.016D



Img=3758, RMS=0.84




$\Delta D = 0.00$



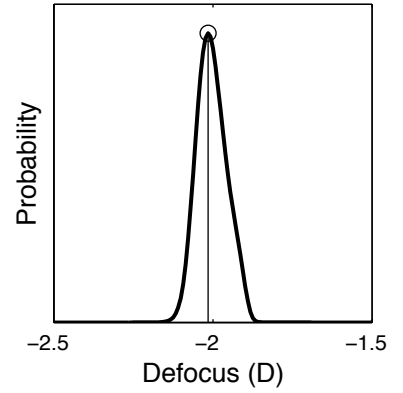
$\Delta D = -2.00$



$\Delta D = -2.00$ , RMS=0.50

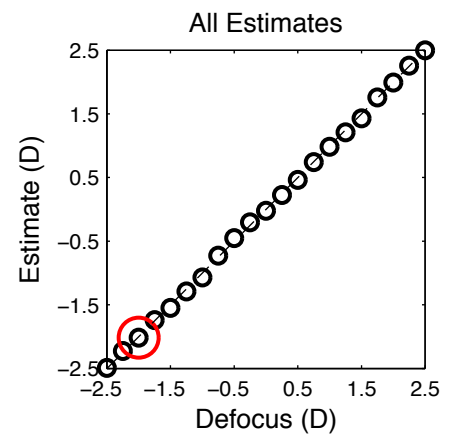


Estimate=-2.02D Err=-0.016D



Img=3739, RMS=0.53

$\Delta D = 0.00$






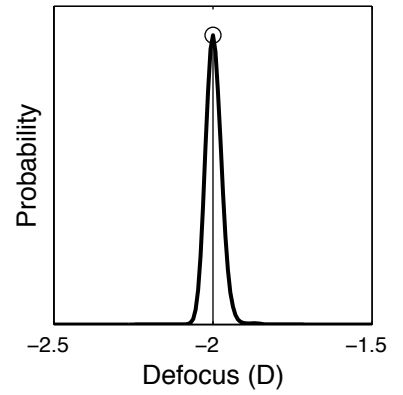
$\Delta D = -2.00$



$\Delta D = -2.00$ , RMS=0.52



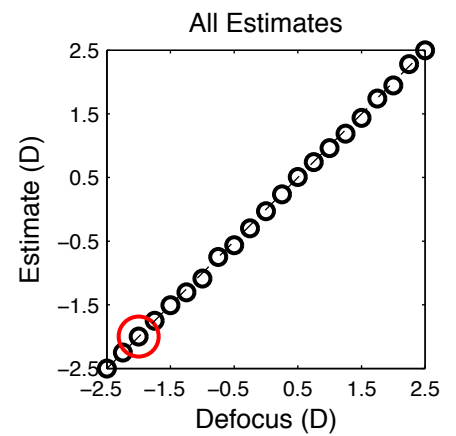
Estimate=-2.00D Err=0.000D



Img=3885, RMS=0.57



$\Delta D = 0.00$






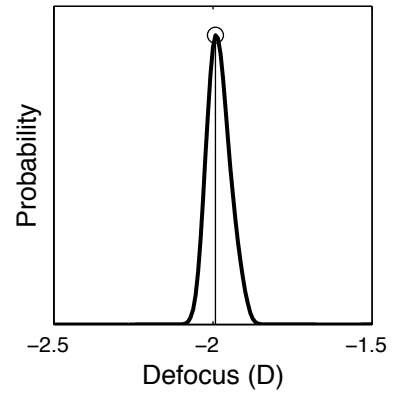
$\Delta D = -2.00$




$\Delta D = -2.00$ , RMS=0.85



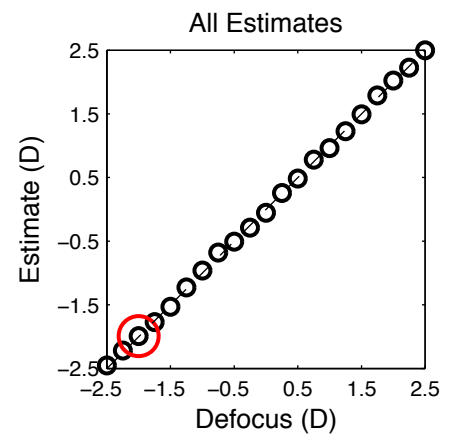
Estimate=-1.99D Err=0.008D



Img=362, RMS=0.94




$\Delta D = 0.00$



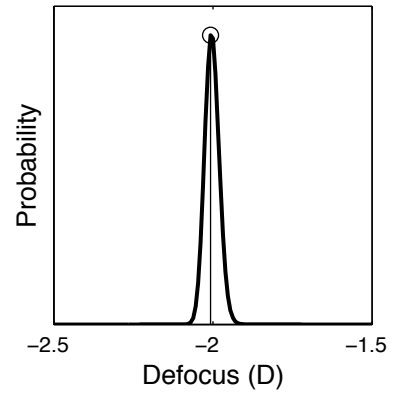
$\Delta D = -2.00$




$\Delta D = -2.00$ , RMS=0.46



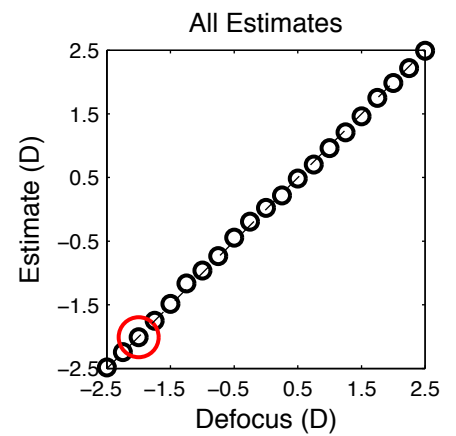
Estimate=-2.01D Err=-0.008D



Img=3611, RMS=0.52




$\Delta D = 0.00$



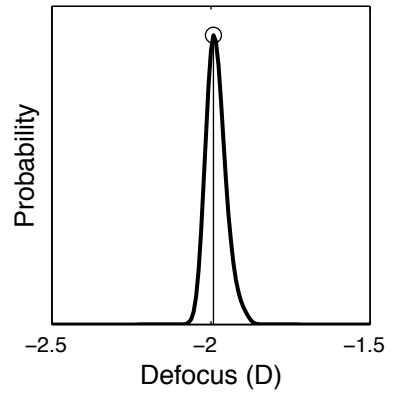
$\Delta D = -2.00$




$\Delta D = -2.00$ , RMS=0.46



Estimate=-1.99D Err=0.008D



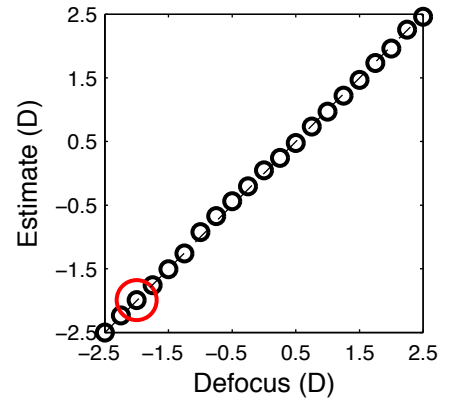
Img=3609, RMS=0.49



$\Delta D = 0.00$



All Estimates






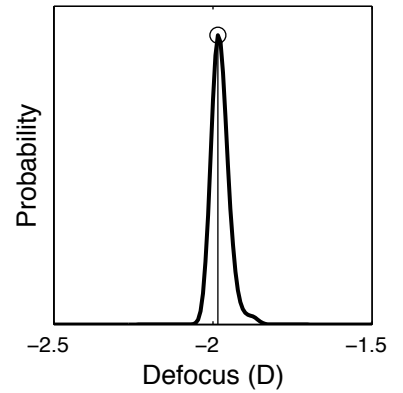
$\Delta D = -2.00$




$\Delta D = -2.00$ , RMS=0.79



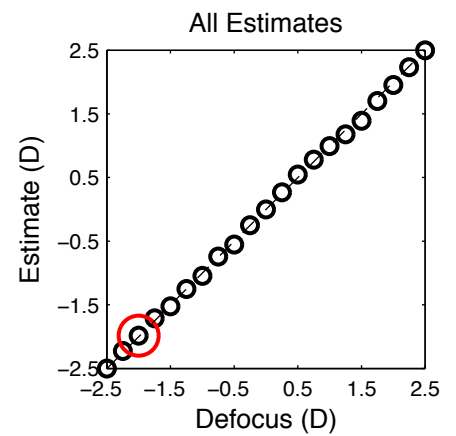
Estimate=-1.98D Err=0.016D



Img=3915, RMS=0.89




$\Delta D = 0.00$



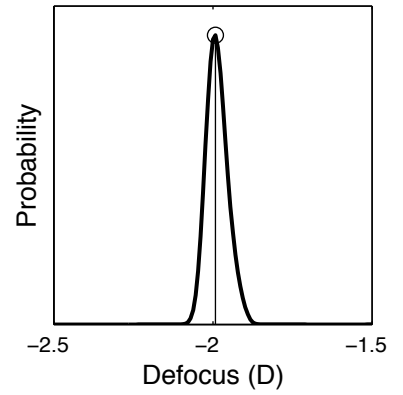
$\Delta D = -2.00$




$\Delta D = -2.00$ , RMS=0.52



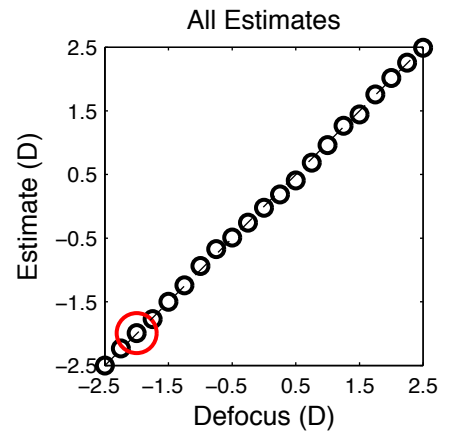
Estimate=-1.99D Err=0.008D



Img=3931, RMS=0.67



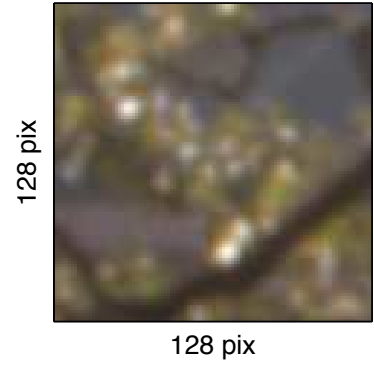
$\Delta D = 0.00$



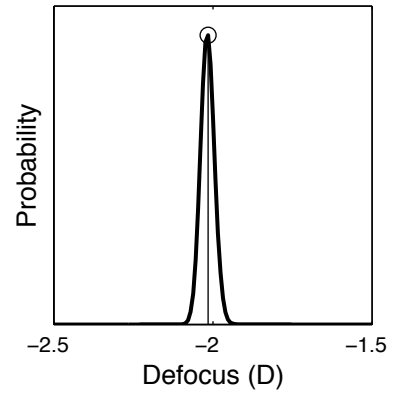
$\Delta D = -2.00$



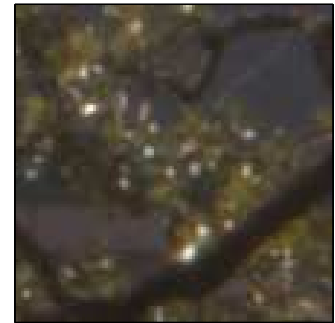
$\Delta D = -2.00$ , RMS=0.69



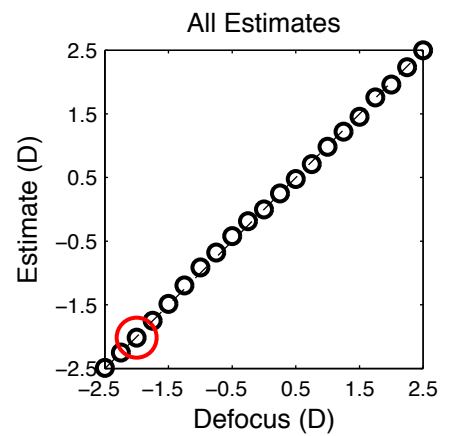
Estimate=-2.02D Err=-0.016D



Img=3675, RMS=0.97



$\Delta D = 0.00$






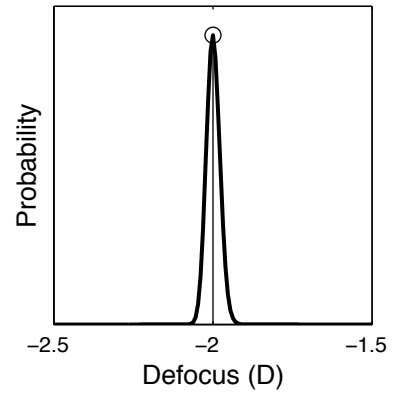
$\Delta D = -2.00$



$\Delta D = -2.00$ , RMS=0.46

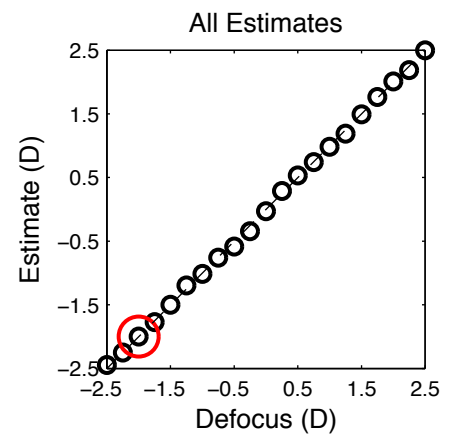



Estimate=-2.00D Err=0.000D



Img=3601, RMS=0.49


$\Delta D = 0.00$



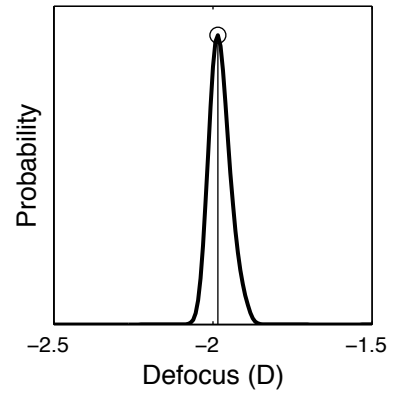
$\Delta D = -2.00$



$\Delta D = -2.00$ , RMS=0.58



Estimate=-1.98D Err=0.016D



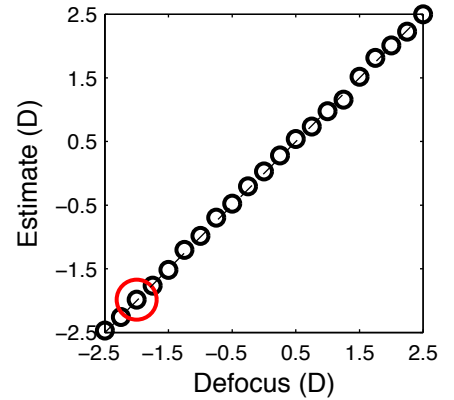
Img=3663, RMS=0.70



$\Delta D = 0.00$



All Estimates






$\Delta D = -2.00$



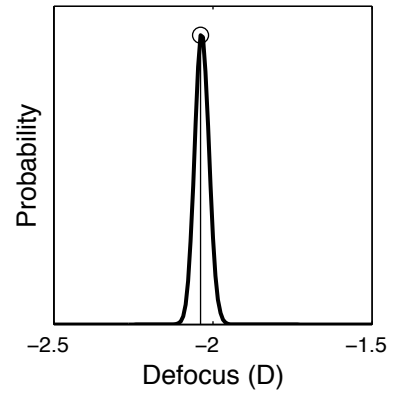
$\Delta D = -2.00$ , RMS=0.68



128 pix

128 pix

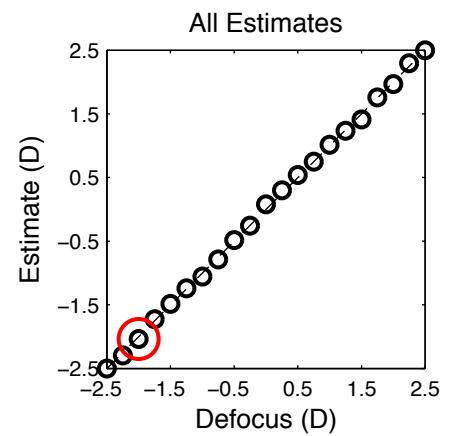
Estimate=-2.04D Err=-0.039D



Img=3857, RMS=0.82




$\Delta D = 0.00$



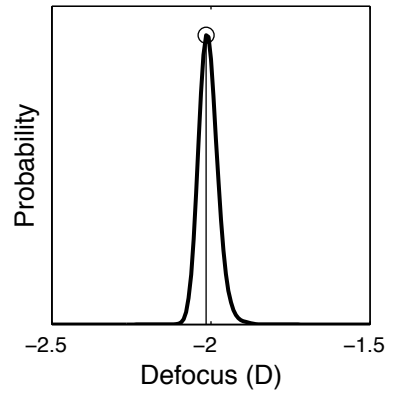
$\Delta D = -2.00$



$\Delta D = -2.00$ , RMS=0.35

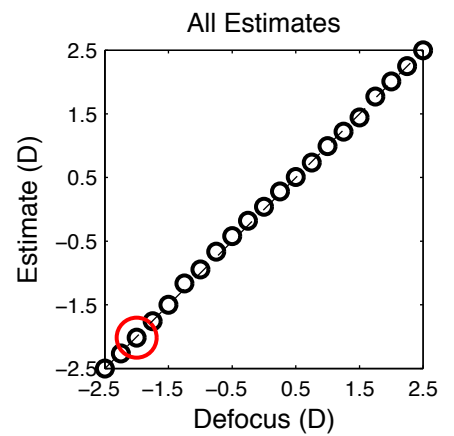


Estimate=-2.02D Err=-0.016D



Img=3605, RMS=0.41


$\Delta D = 0.00$



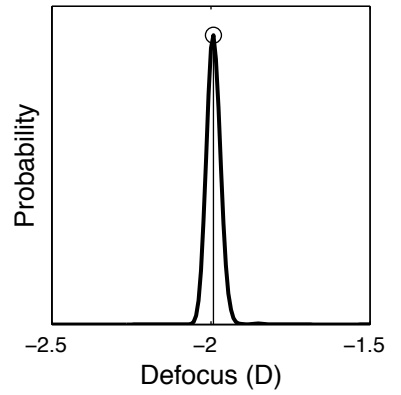
$\Delta D = -2.00$



$\Delta D = -2.00$ , RMS=0.66

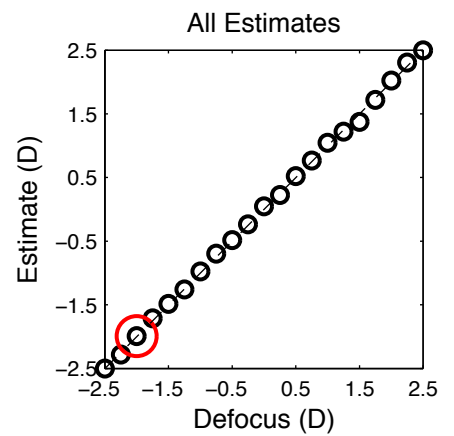


Estimate=-1.99D Err=0.008D



Img=3713, RMS=0.77

$\Delta D = 0.00$






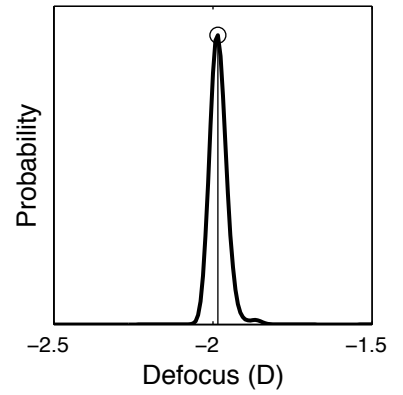
$\Delta D = -2.00$



$\Delta D = -2.00$ , RMS=0.32



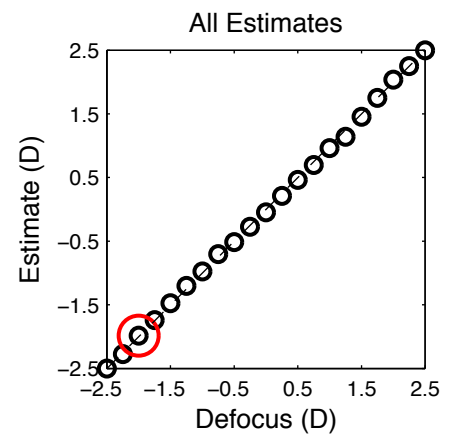
Estimate=-1.98D Err=0.016D




Img=3611, RMS=0.35




$\Delta D = 0.00$



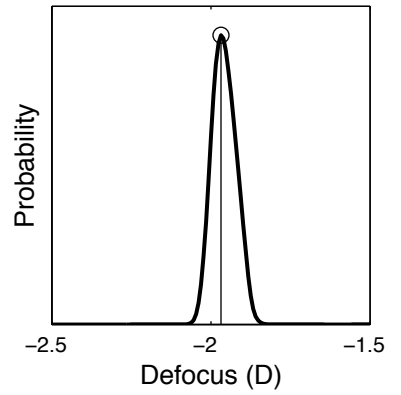
$\Delta D = -2.00$




$\Delta D = -2.00$ , RMS=0.73



Estimate=-1.97D Err=0.031D



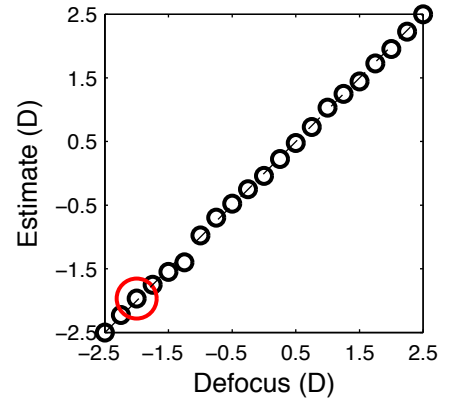
Img=3673, RMS=0.76



$\Delta D = 0.00$




All Estimates



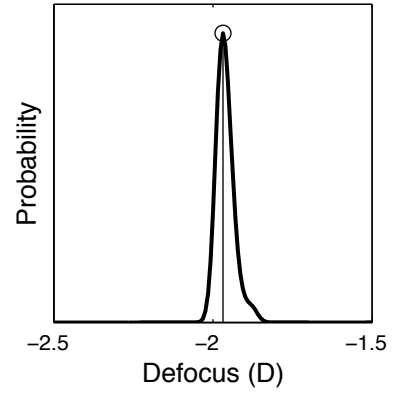
$\Delta D = -2.00$



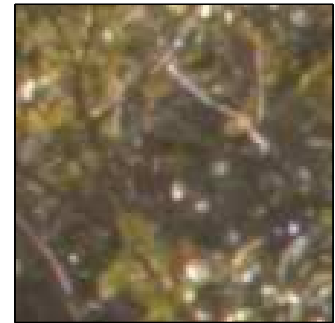
$\Delta D = -2.00$ , RMS=0.71



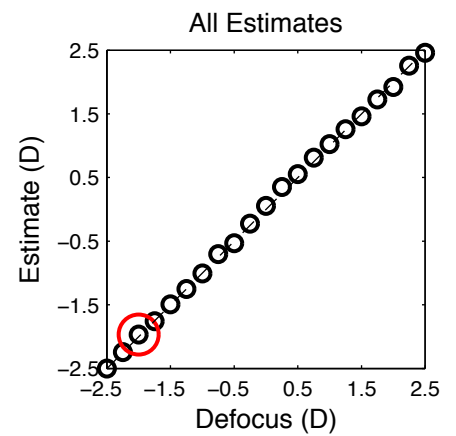

Estimate=-1.97D Err=0.031D



Img=360, RMS=0.91



$\Delta D = 0.00$






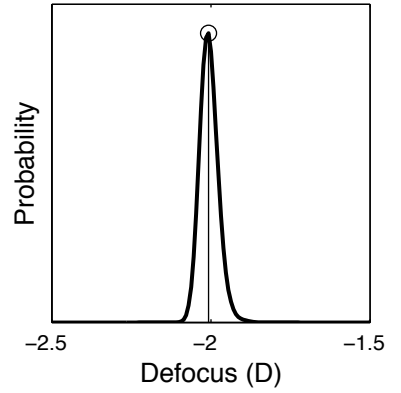
$\Delta D = -2.00$




$\Delta D = -2.00$ , RMS=0.55



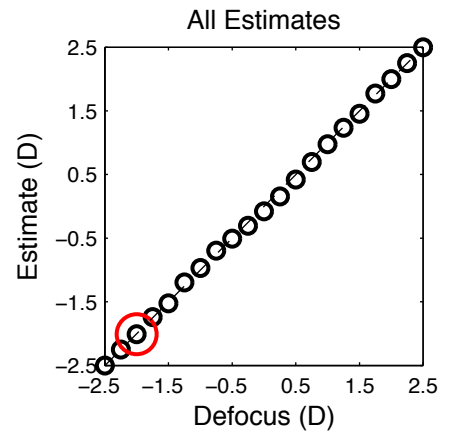
Estimate=-2.01D Err=-0.008D



Img=3625, RMS=0.61




$\Delta D = 0.00$



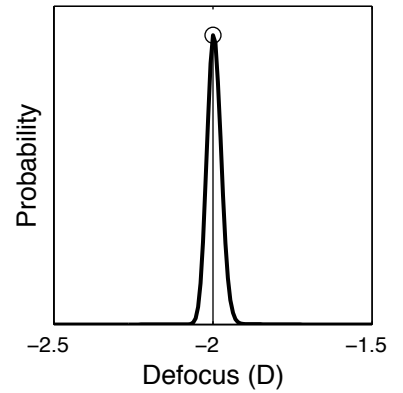
$\Delta D = -2.00$



$\Delta D = -2.00$ , RMS=0.50



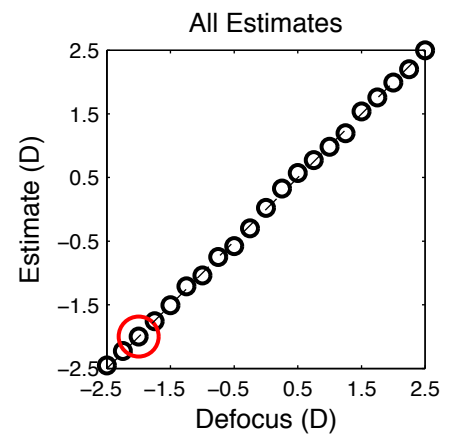
Estimate=-2.00D Err=0.000D



Img=3634, RMS=0.57



$\Delta D = 0.00$






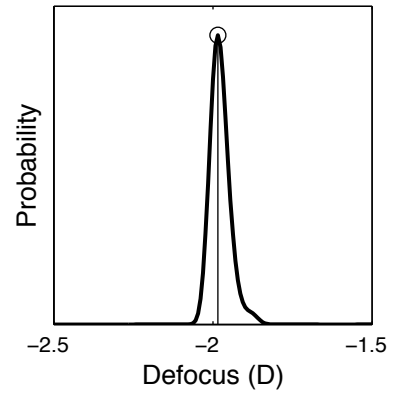
$\Delta D = -2.00$



$\Delta D = -2.00$ , RMS=0.84



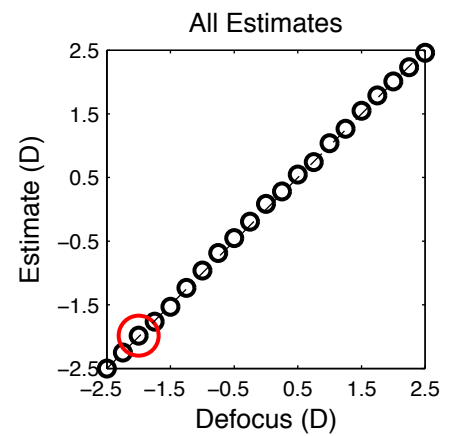
Estimate=-1.98D Err=0.016D



Img=3634, RMS=0.95




$\Delta D = 0.00$



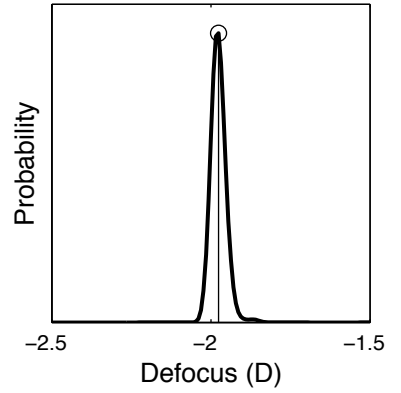
$\Delta D = -2.00$



$\Delta D = -2.00$ , RMS=1.27

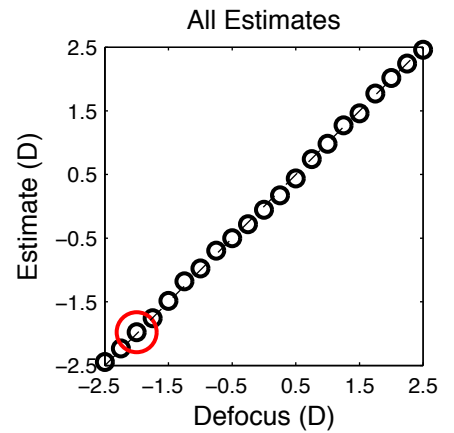



Estimate=-1.98D Err=0.023D



Img=3498, RMS=1.62


$\Delta D = 0.00$



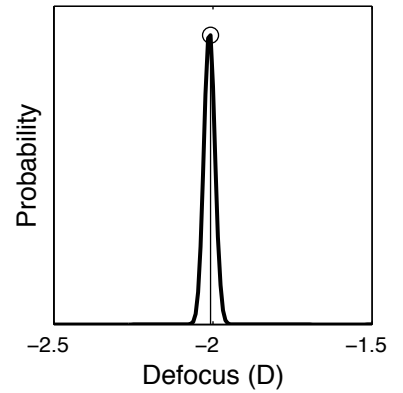
$\Delta D = -2.00$




$\Delta D = -2.00$ , RMS=0.56



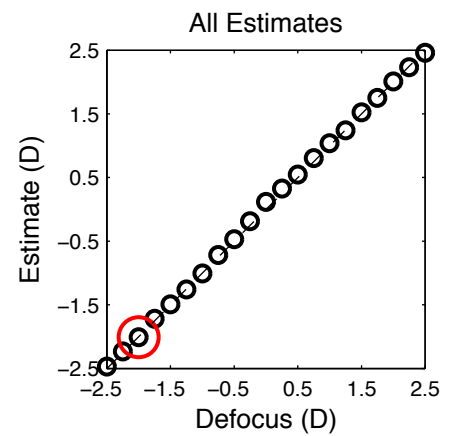
Estimate=-2.01D Err=-0.008D



Img=3588, RMS=0.59



$\Delta D = 0.00$






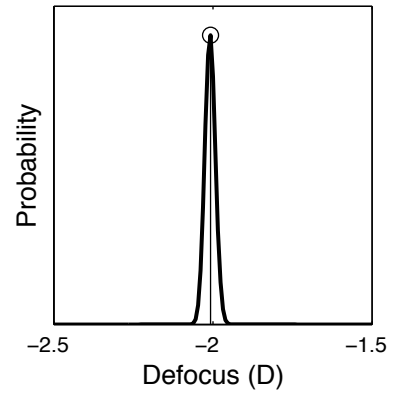
$\Delta D = -2.00$




$\Delta D = -2.00$ , RMS=0.46



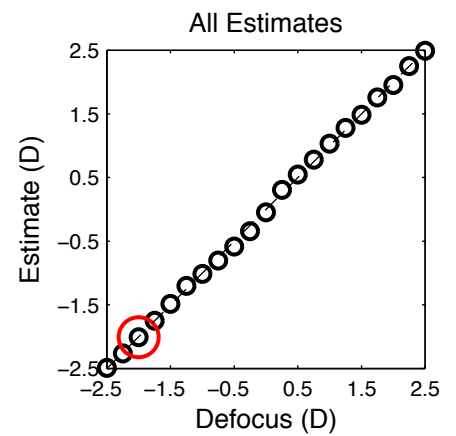
Estimate=-2.01D Err=-0.008D



Img=3597, RMS=0.54




$\Delta D = 0.00$



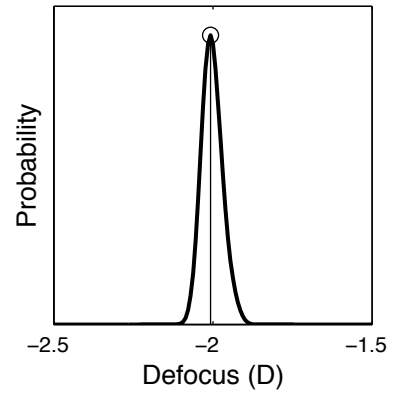
$\Delta D = -2.00$



$\Delta D = -2.00$ , RMS=0.77

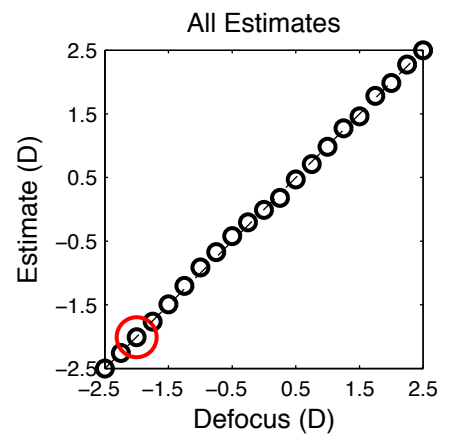


Estimate=-2.01D Err=-0.008D



Img=3893, RMS=0.92


$\Delta D = 0.00$



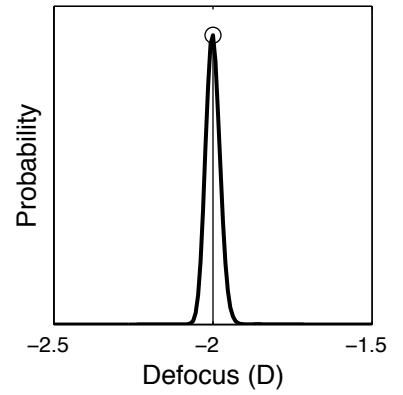
$\Delta D = -2.00$




$\Delta D = -2.00$ , RMS=0.87



Estimate=-2.00D Err=0.000D



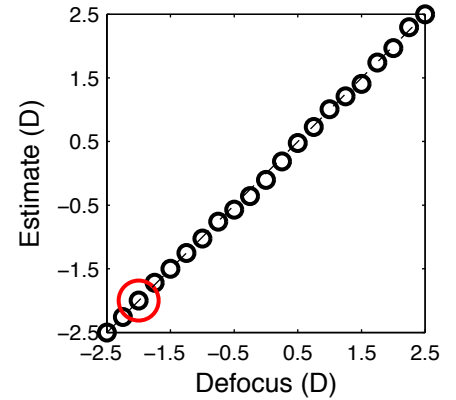
Img=3659, RMS=1.06



$\Delta D = 0.00$



All Estimates






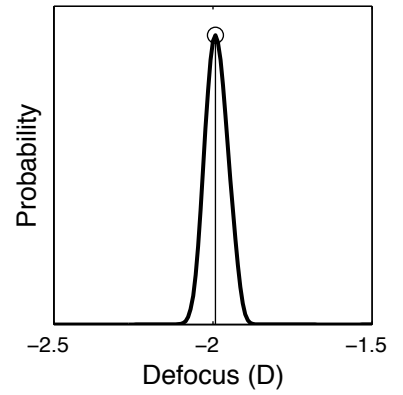
$\Delta D = -2.00$



$\Delta D = -2.00$ , RMS=0.45



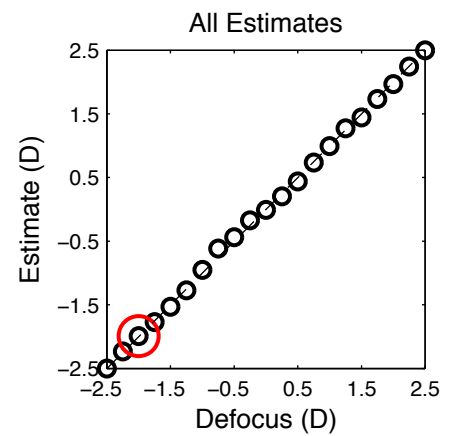
Estimate=-1.99D Err=0.008D



Img=3634, RMS=0.48




$\Delta D = 0.00$



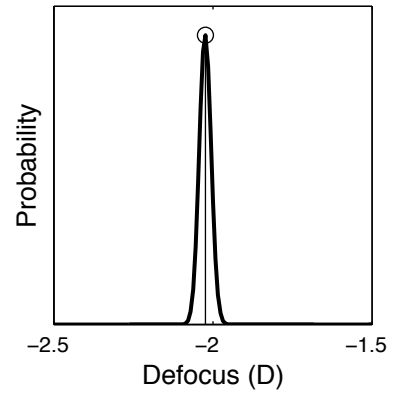
$\Delta D = -2.00$



$\Delta D = -2.00$ , RMS=1.09

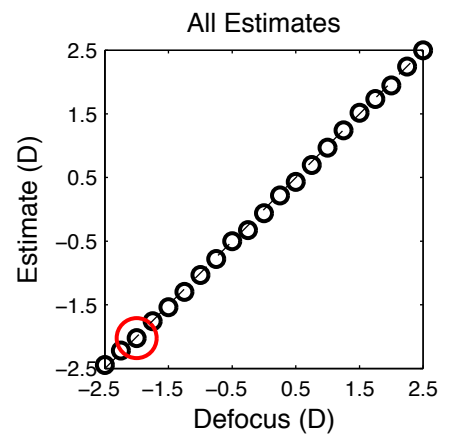



Estimate=-2.02D Err=-0.023D



Img=3686, RMS=1.30

$\Delta D = 0.00$






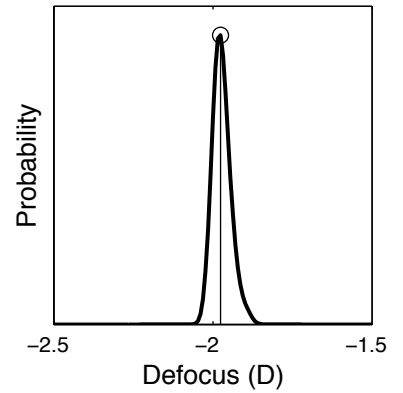
$\Delta D = -2.00$



$\Delta D = -2.00$ , RMS=0.51



Estimate=-1.98D Err=0.023D



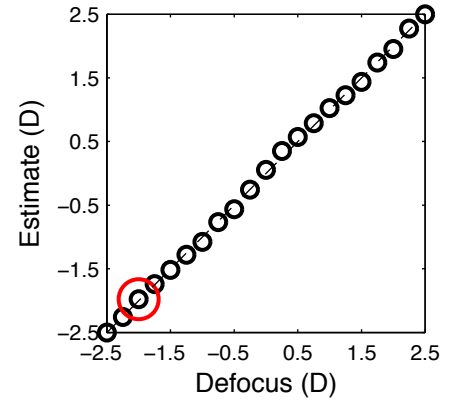
Img=3709, RMS=0.58



$\Delta D = 0.00$




All Estimates



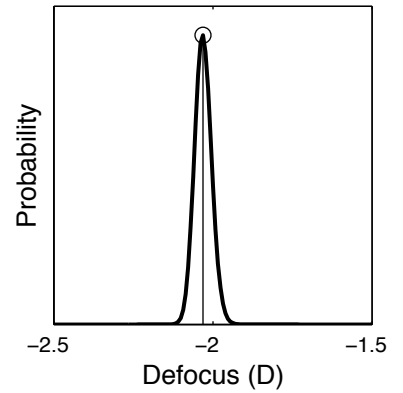
$\Delta D = -2.00$



$\Delta D = -2.00$ , RMS=0.78




Estimate=-2.03D Err=-0.031D



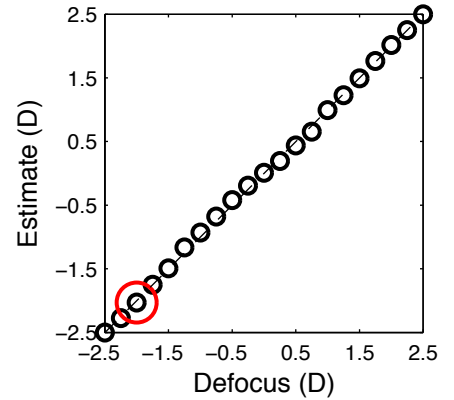
Img=3739, RMS=0.93



$\Delta D = 0.00$




All Estimates



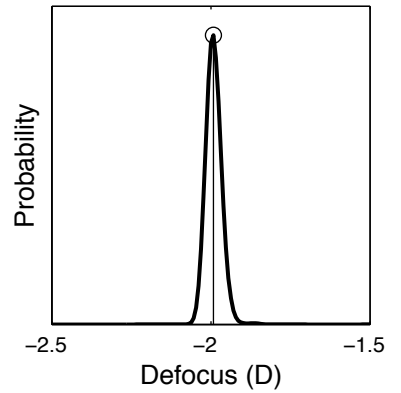
$\Delta D = -2.00$



$\Delta D = -2.00$ , RMS=0.43

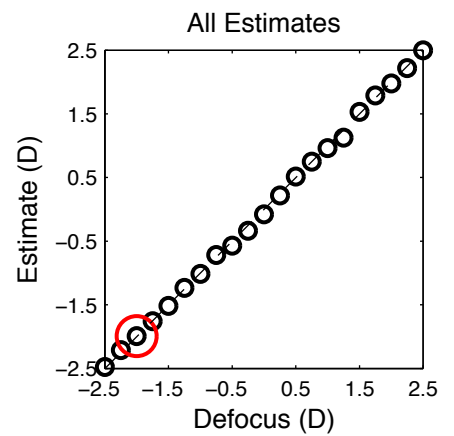


Estimate=-1.99D Err=0.008D



Img=3636, RMS=0.48

$\Delta D = 0.00$






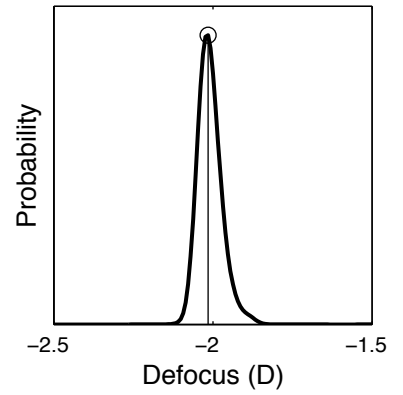
$\Delta D = -2.00$




$\Delta D = -2.00$ , RMS=0.45



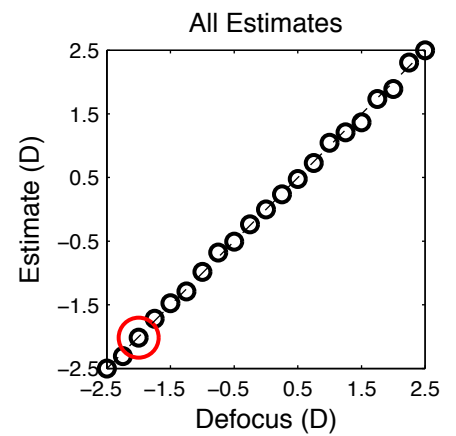
Estimate=-2.02D Err=-0.016D



Img=3595, RMS=0.47




$\Delta D = 0.00$



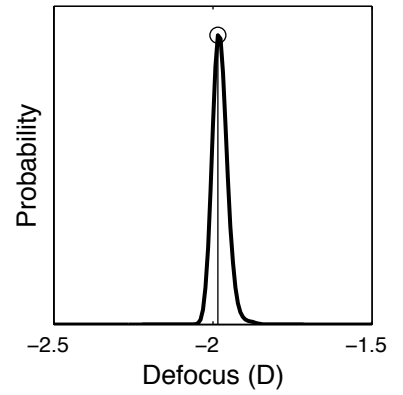
$\Delta D = -2.00$



$\Delta D = -2.00$ , RMS=0.55

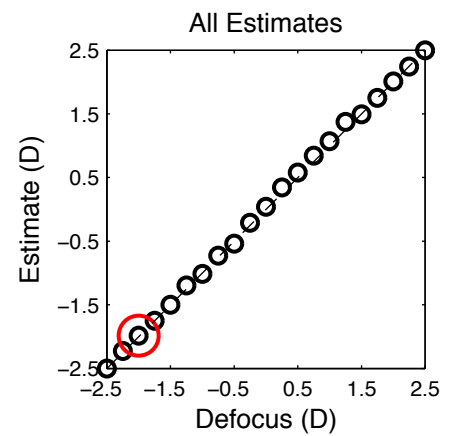



Estimate=-1.98D Err=0.016D



Img=3622, RMS=0.62


$\Delta D = 0.00$



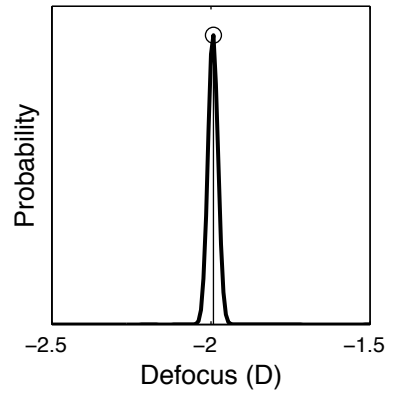
$\Delta D = -2.00$



$\Delta D = -2.00$ , RMS=0.55

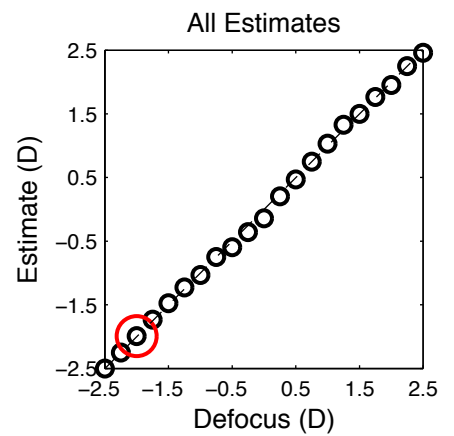



Estimate=-1.99D Err=0.008D



Img=3954, RMS=0.67

$\Delta D = 0.00$






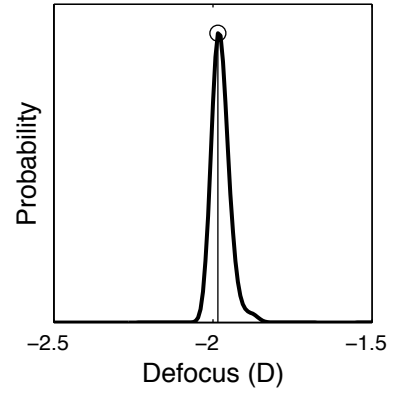
$\Delta D = -2.00$




$\Delta D = -2.00$ , RMS=0.46



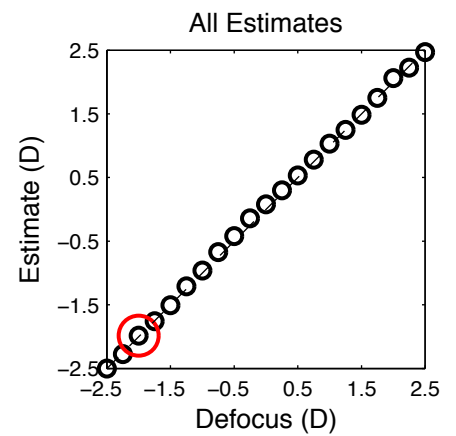
Estimate=-1.98D Err=0.016D



Img=3593, RMS=0.53




$\Delta D = 0.00$



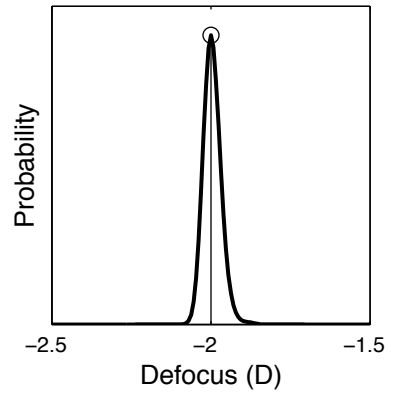
$\Delta D = -2.00$



$\Delta D = -2.00$ , RMS=0.45



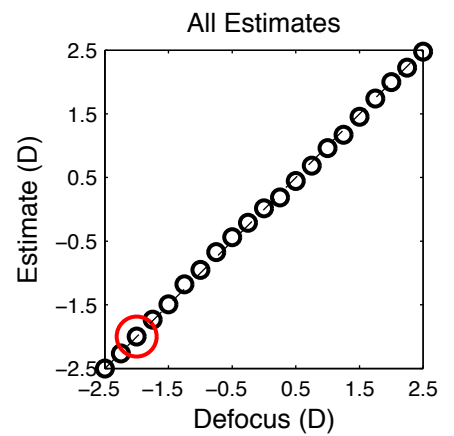
Estimate=-2.00D Err=0.000D



Img=3622, RMS=0.48




$\Delta D = 0.00$



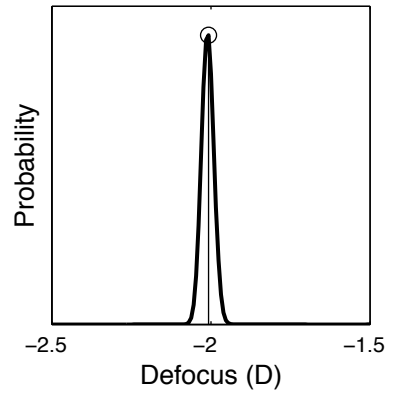
$\Delta D = -2.00$




$\Delta D = -2.00$ , RMS=1.00



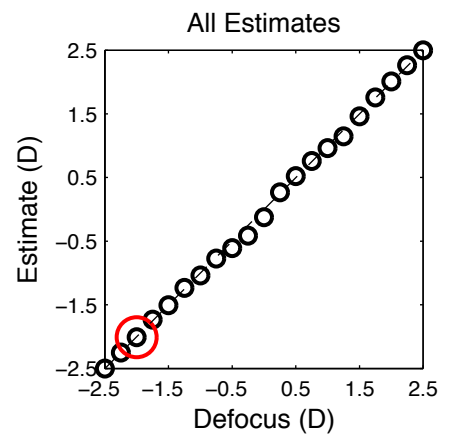
Estimate=-2.01D Err=-0.008D



Img=3659, RMS=1.08



$\Delta D = 0.00$






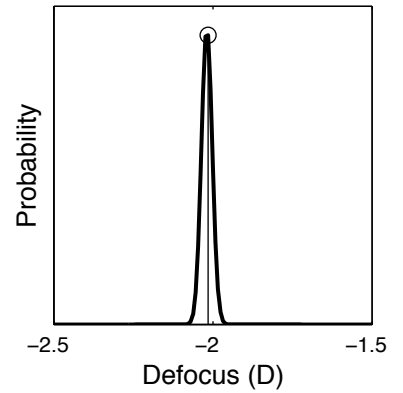
$\Delta D = -2.00$



$\Delta D = -2.00$ , RMS=1.25

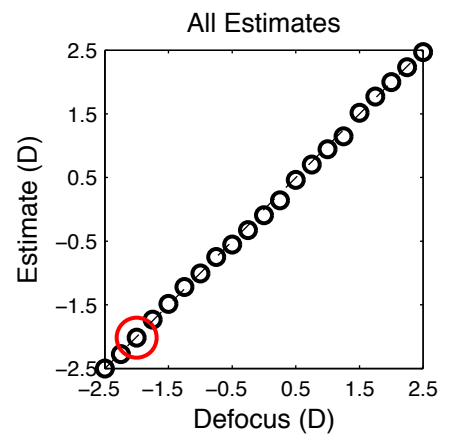



Estimate=-2.02D Err=-0.016D



Img=3661, RMS=1.39


$\Delta D = 0.00$



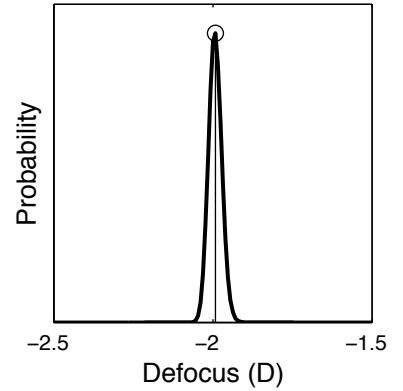
$\Delta D = -2.00$



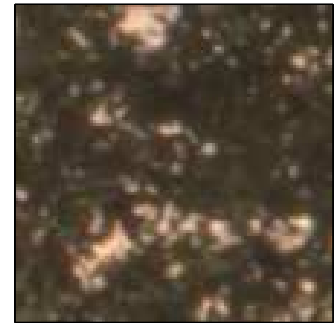
$\Delta D = -2.00$ , RMS=1.29



Estimate=-1.99D Err=0.008D



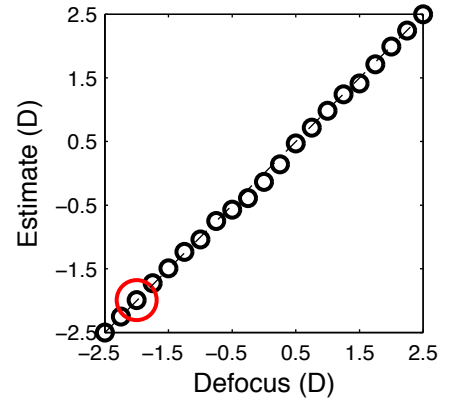
Img=3686, RMS=1.62



$\Delta D = 0.00$




All Estimates



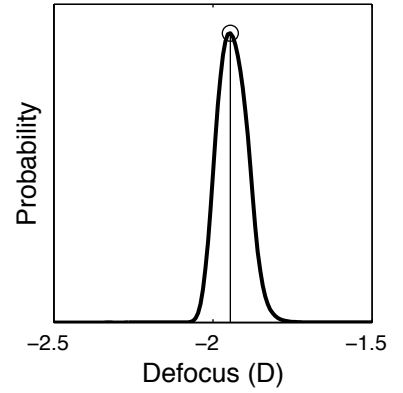
$\Delta D = -2.00$



$\Delta D = -2.00$ , RMS=0.51



Estimate=-1.95D Err=0.055D



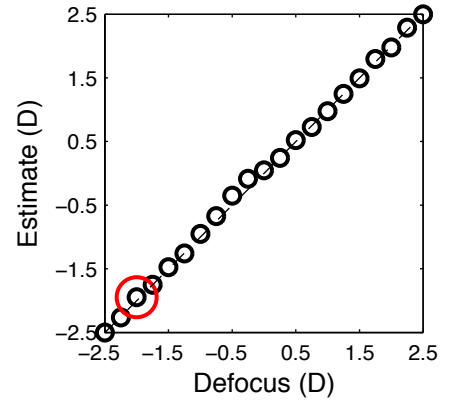
Img=341, RMS=0.57



$\Delta D = 0.00$



All Estimates






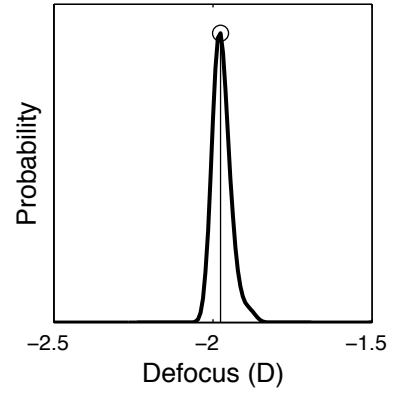
$\Delta D = -2.00$



$\Delta D = -2.00$ , RMS=0.72

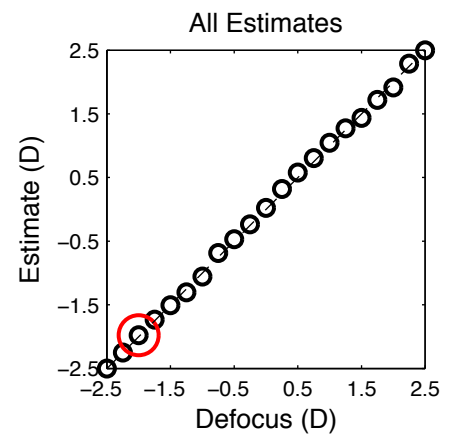




Estimate=-1.98D Err=0.023D



Img=3951, RMS=0.82


$\Delta D = 0.00$



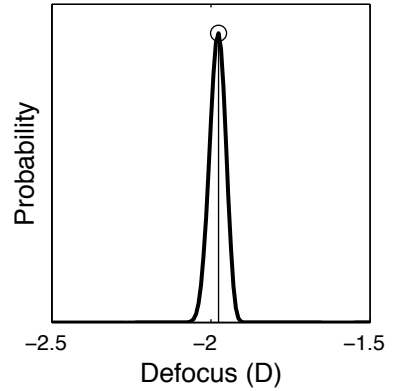
$\Delta D = -2.00$




$\Delta D = -2.00$ , RMS=0.89



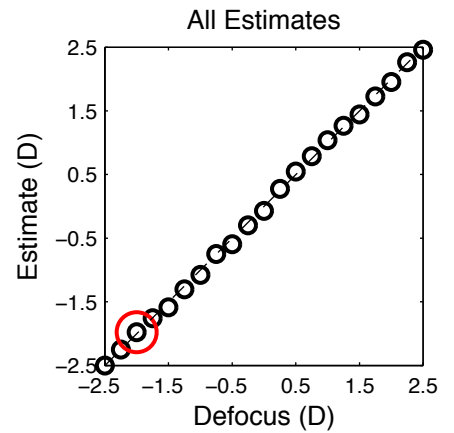
Estimate=-1.98D Err=0.023D



Img=3652, RMS=0.97



$\Delta D = 0.00$






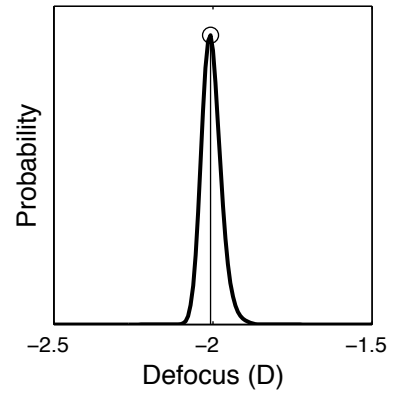
$\Delta D = -2.00$




$\Delta D = -2.00$ , RMS=0.62



Estimate=-2.01D Err=-0.008D



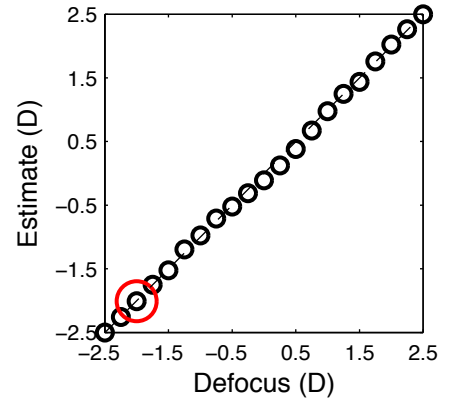
Img=3972, RMS=0.71



$\Delta D = 0.00$



All Estimates






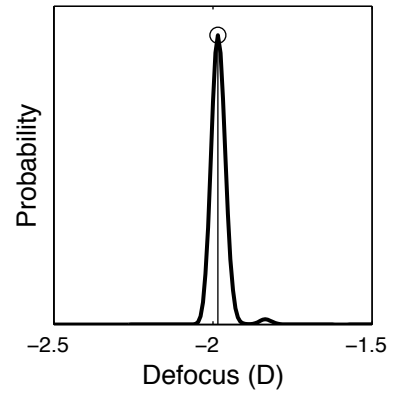
$\Delta D = -2.00$




$\Delta D = -2.00$ , RMS=1.68




Estimate=-1.98D Err=0.016D



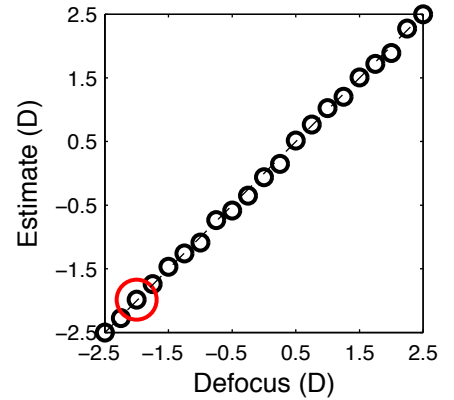
Img=362, RMS=1.74



$\Delta D = 0.00$




All Estimates



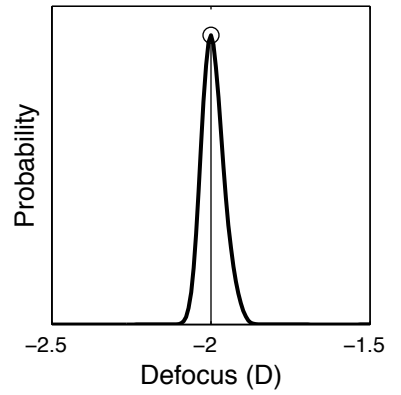
$\Delta D = -2.00$




$\Delta D = -2.00$ , RMS=0.41



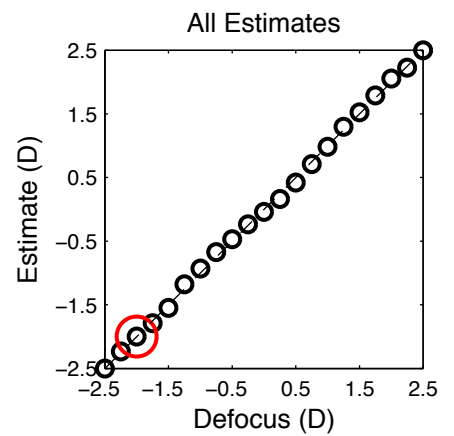
Estimate=-2.00D Err=0.000D



Img=3609, RMS=0.45




$\Delta D = 0.00$



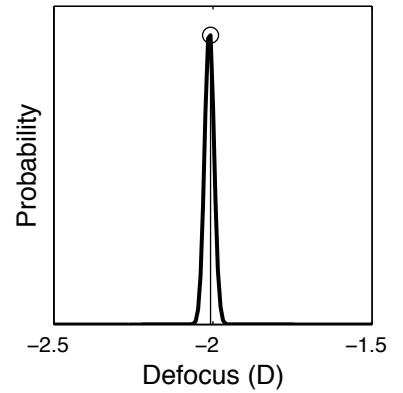
$\Delta D = -2.00$




$\Delta D = -2.00$ , RMS=0.72



Estimate=-2.01D Err=-0.008D



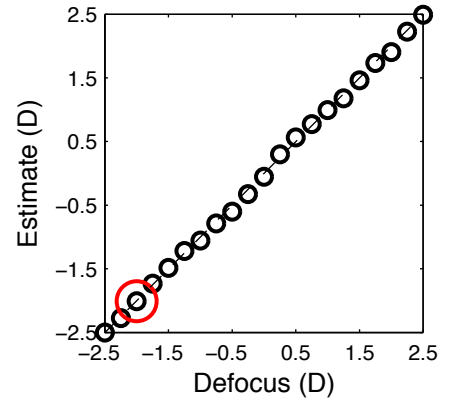
Img=3669, RMS=0.80



$\Delta D = 0.00$



All Estimates






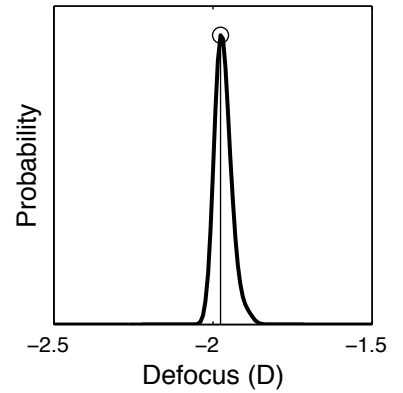
$\Delta D = -2.00$




$\Delta D = -2.00$ , RMS=0.75



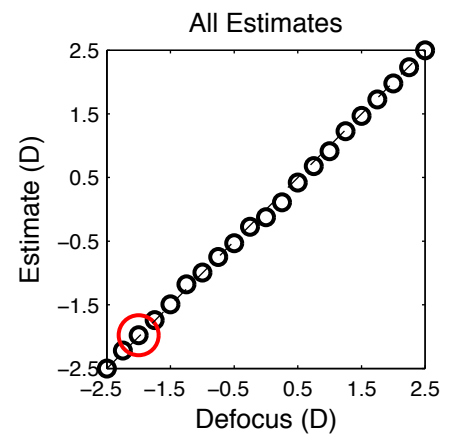
Estimate=-1.98D Err=0.023D



Img=3679, RMS=1.02




$\Delta D = 0.00$



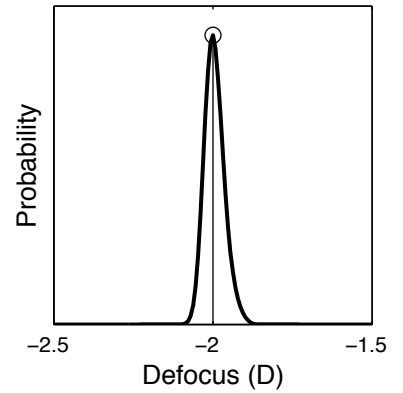
$\Delta D = -2.00$




$\Delta D = -2.00$ , RMS=0.36



Estimate=-2.00D Err=0.000D



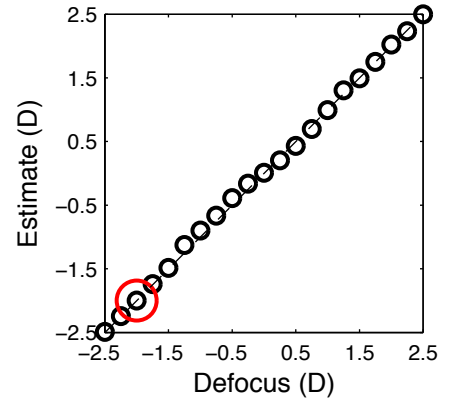
Img=3628, RMS=0.40



$\Delta D = 0.00$




All Estimates



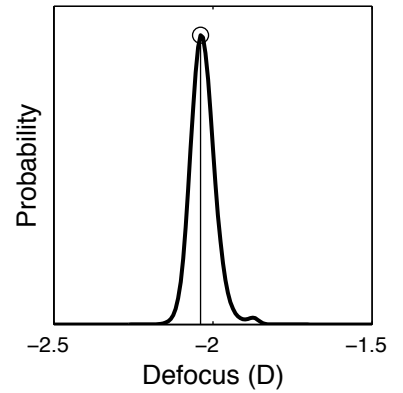
$\Delta D = -2.00$



$\Delta D = -2.00$ , RMS=0.58



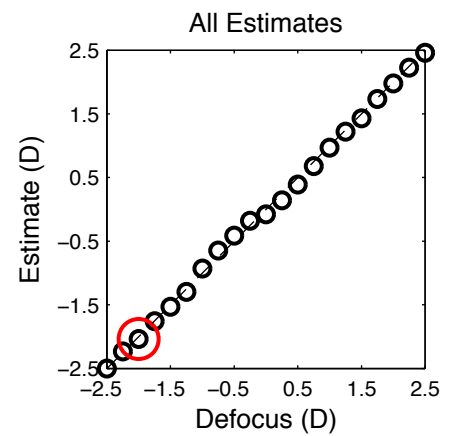
Estimate=-2.04D Err=-0.039D



Img=3906, RMS=0.61



$\Delta D = 0.00$






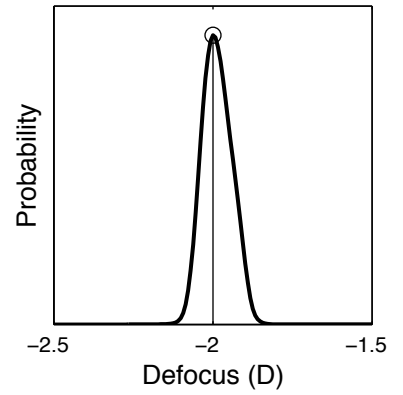
$\Delta D = -2.00$




$\Delta D = -2.00$ , RMS=0.53



Estimate=-2.00D Err=0.000D



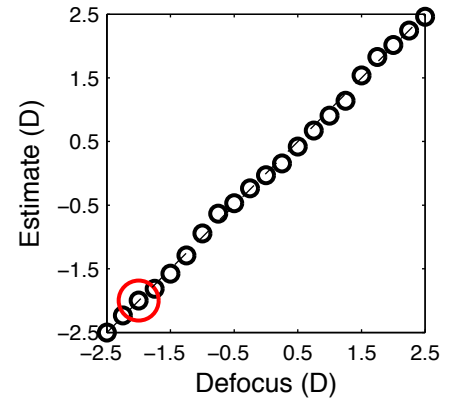
Img=364, RMS=0.56



$\Delta D = 0.00$




All Estimates



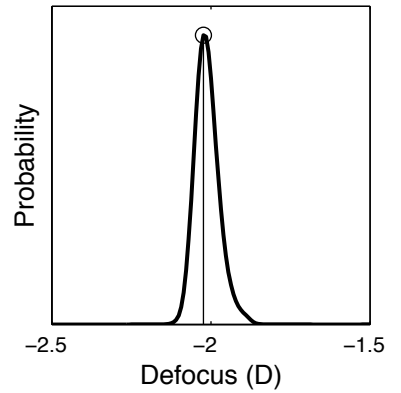
$\Delta D = -2.00$



$\Delta D = -2.00$ , RMS=0.59

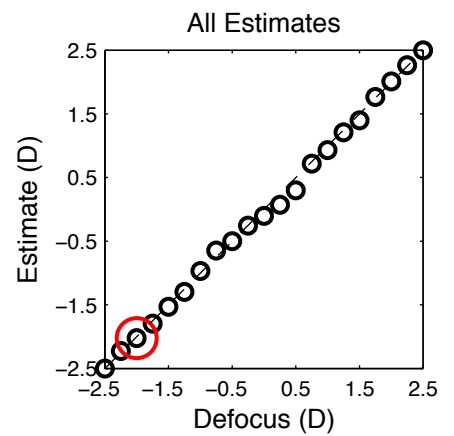



Estimate=-2.02D Err=-0.023D



Img=3875, RMS=0.63


$\Delta D = 0.00$



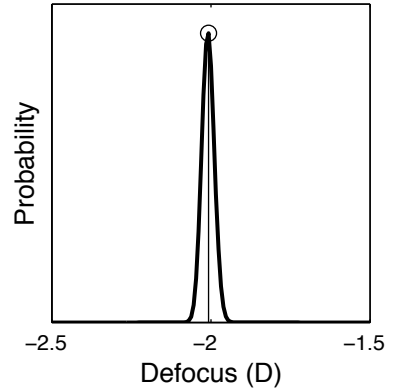
$\Delta D = -2.00$



$\Delta D = -2.00$ , RMS=0.72

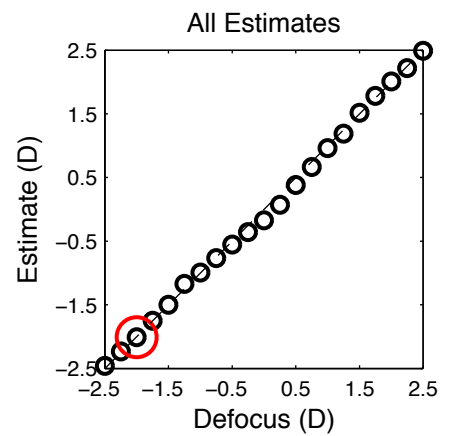



Estimate=-2.01D Err=-0.008D



Img=3937, RMS=0.80

$\Delta D = 0.00$






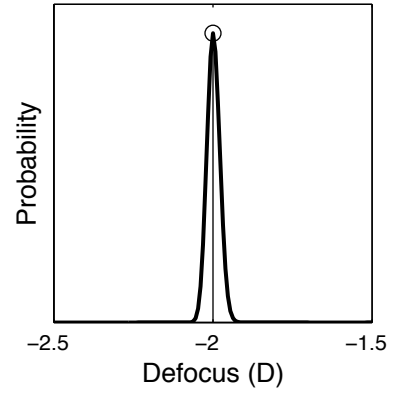
$\Delta D = -2.00$



$\Delta D = -2.00$ , RMS=0.90

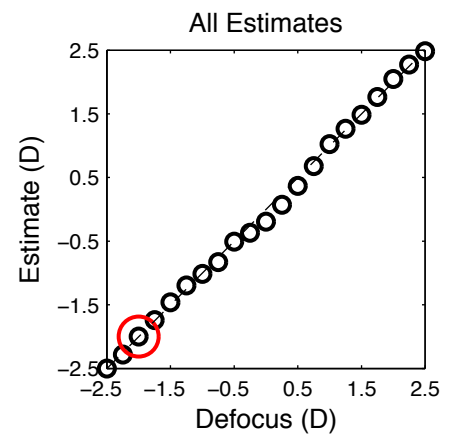



Estimate=-2.00D Err=0.000D



Img=3761, RMS=1.09


$\Delta D = 0.00$



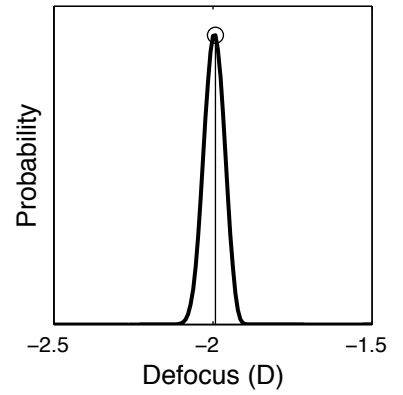
$\Delta D = -2.00$




$\Delta D = -2.00$ , RMS=0.54



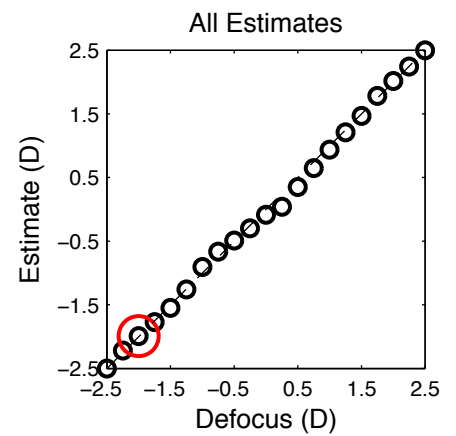
Estimate=-1.99D Err=0.008D




Img=3961, RMS=0.60




$\Delta D = 0.00$



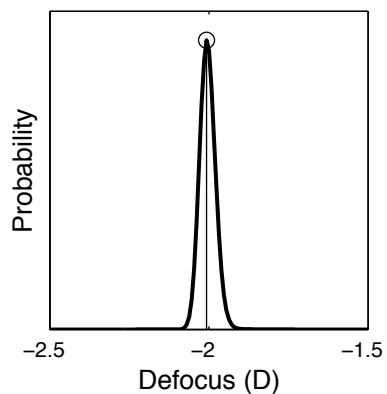
$\Delta D = -2.00$



$\Delta D = -2.00$ , RMS=0.62



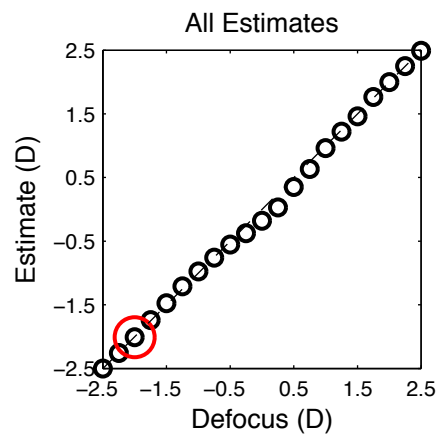

Estimate=-2.01D Err=-0.008D



Img=358, RMS=0.82



$\Delta D = 0.00$






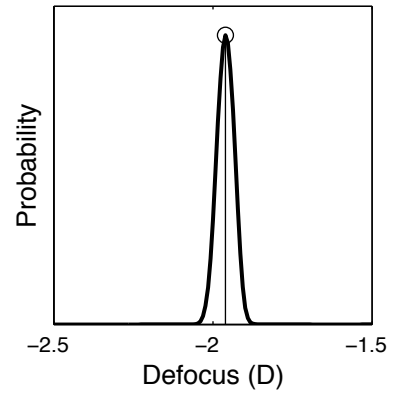
$\Delta D = -2.00$




$\Delta D = -2.00$ , RMS=0.91



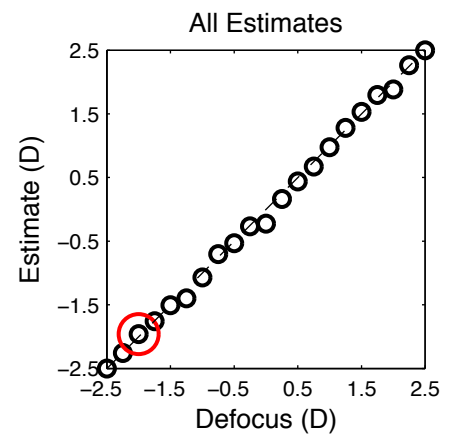
Estimate=-1.96D Err=0.039D



Img=3857, RMS=0.99




$\Delta D = 0.00$



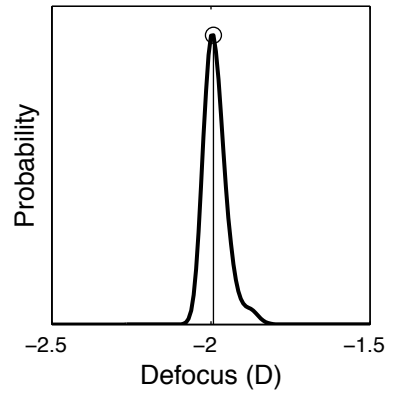
$\Delta D = -2.00$



$\Delta D = -2.00$ , RMS=0.63

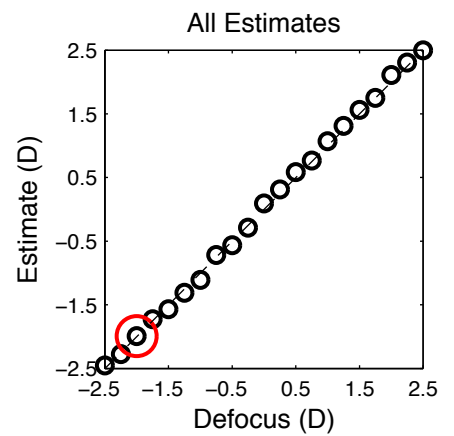



Estimate=-1.99D Err=0.008D



Img=3951, RMS=0.74


$\Delta D = 0.00$



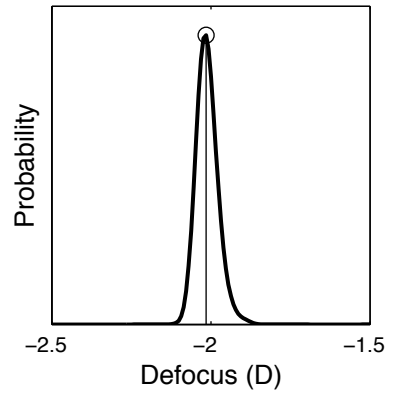
$\Delta D = -2.00$




$\Delta D = -2.00$ , RMS=0.55



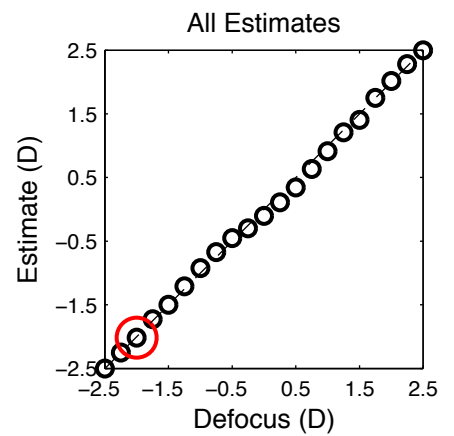
Estimate=-2.02D Err=-0.016D



Img=335, RMS=0.64



$\Delta D = 0.00$






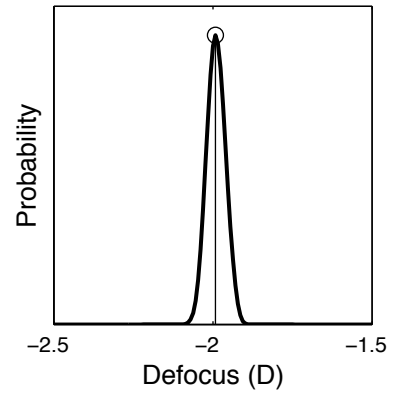
$\Delta D = -2.00$



$\Delta D = -2.00$ , RMS=0.39

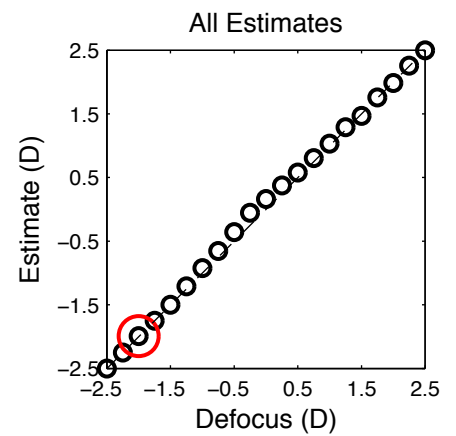



Estimate=-1.99D Err=0.008D



Img=3601, RMS=0.45


$\Delta D = 0.00$



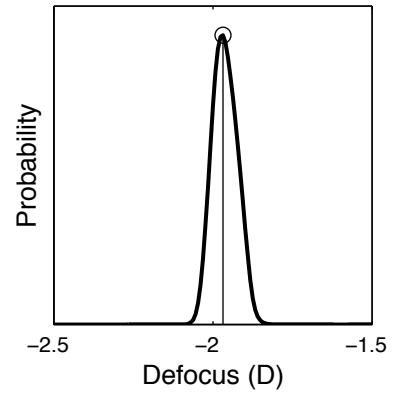
$\Delta D = -2.00$



$\Delta D = -2.00$ , RMS=0.53

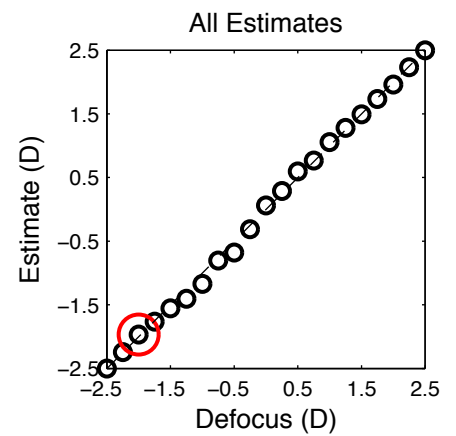


Estimate=-1.97D Err=0.031D



Img=3607, RMS=0.57


$\Delta D = 0.00$



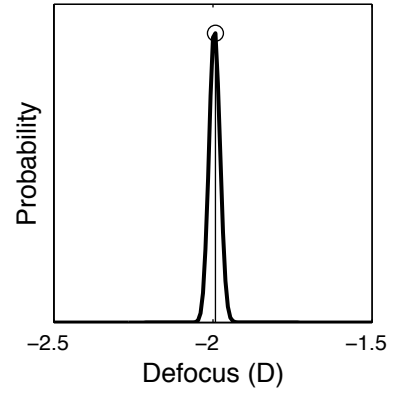
$\Delta D = -2.00$




$\Delta D = -2.00$ , RMS=0.84



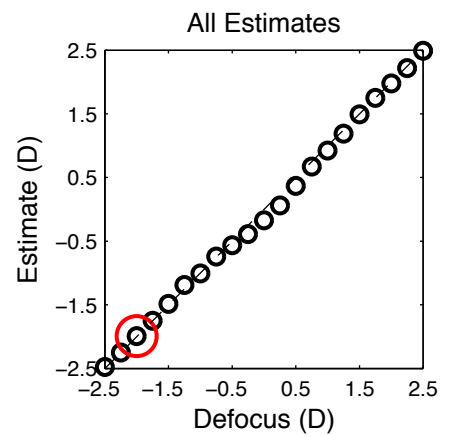
Estimate=-1.99D Err=0.008D



Img=3669, RMS=0.95



$\Delta D = 0.00$






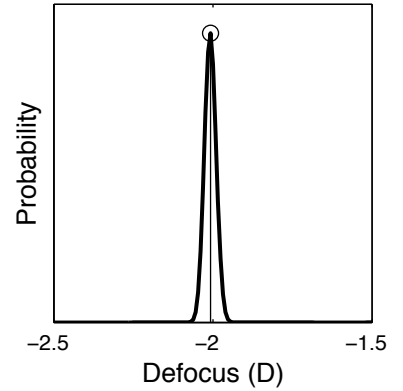
$\Delta D = -2.00$




$\Delta D = -2.00$ , RMS=1.32



Estimate=-2.01D Err=-0.008D



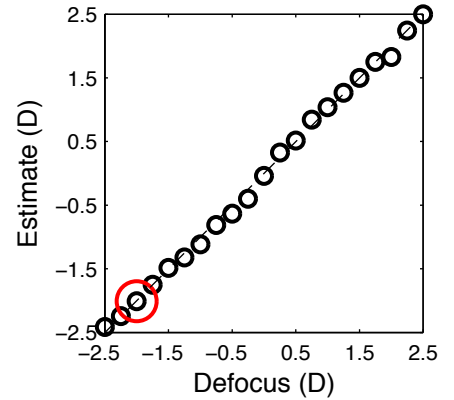
Img=3686, RMS=1.45



$\Delta D = 0.00$




All Estimates



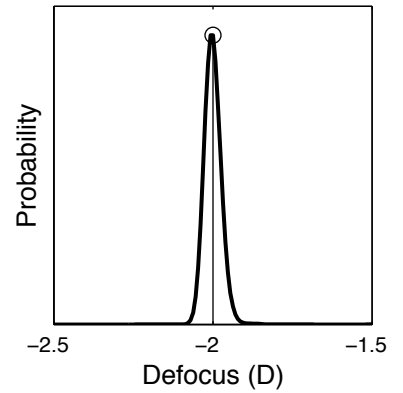
$\Delta D = -2.00$



$\Delta D = -2.00$ , RMS=0.47



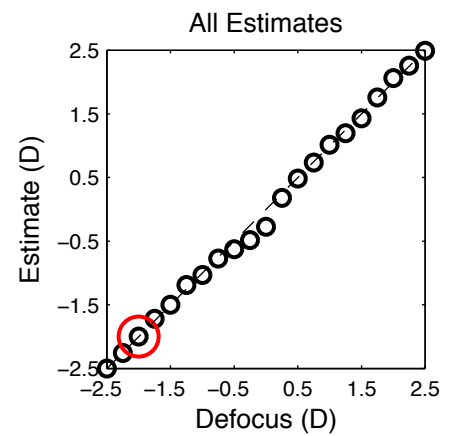
Estimate=-2.00D Err=0.000D



Img=3601, RMS=0.53




$\Delta D = 0.00$



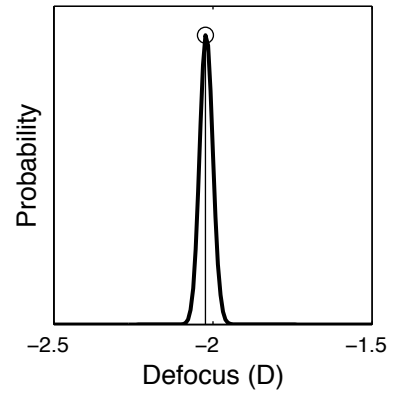
$\Delta D = -2.00$



$\Delta D = -2.00$ , RMS=0.41

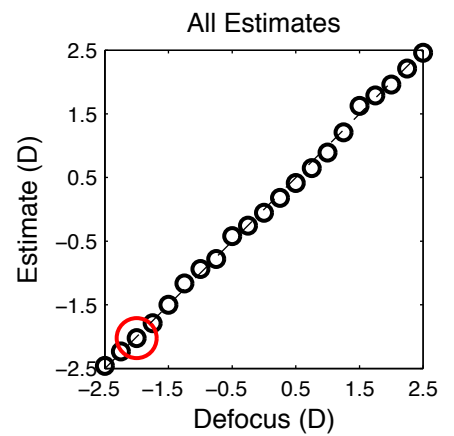


Estimate=-2.02D Err=-0.023D



Img=3613, RMS=0.47

$\Delta D = 0.00$






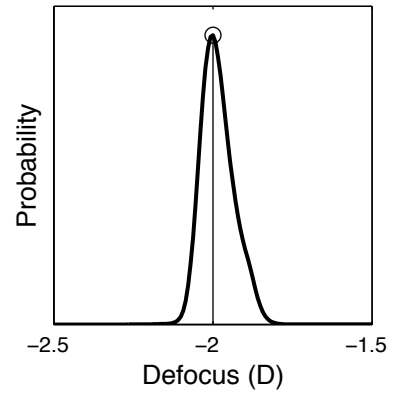
$\Delta D = -2.00$



$\Delta D = -2.00$ , RMS=0.62



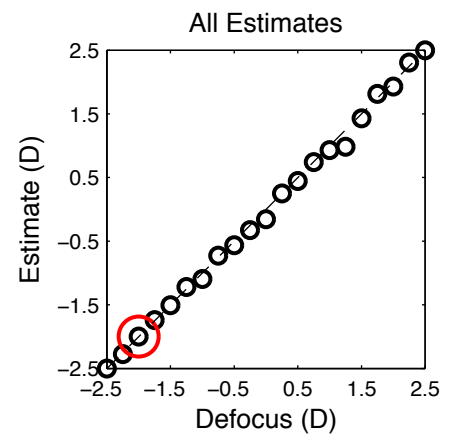
Estimate=-2.00D Err=0.000D



Img=362, RMS=0.66




$\Delta D = 0.00$



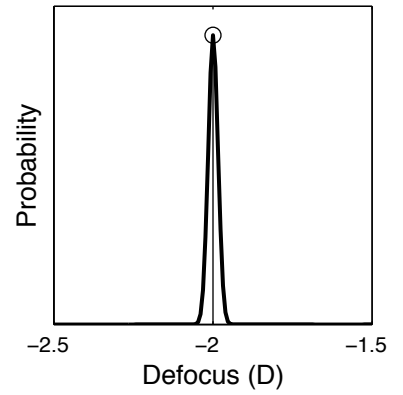
$\Delta D = -2.00$




$\Delta D = -2.00$ , RMS=0.46



Estimate=-2.00D Err=0.000D



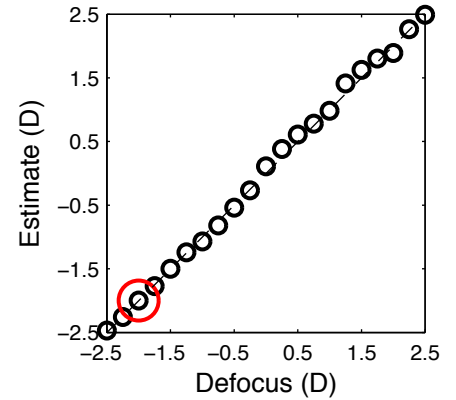
Img=3980, RMS=0.50



$\Delta D = 0.00$



All Estimates






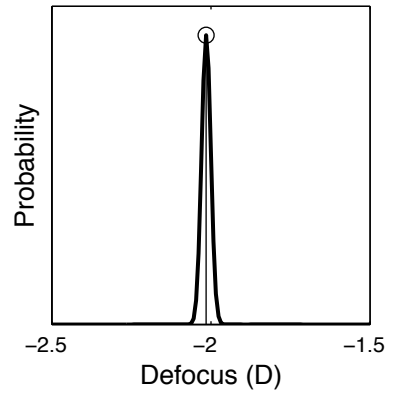
$\Delta D = -2.00$




$\Delta D = -2.00$ , RMS=0.68



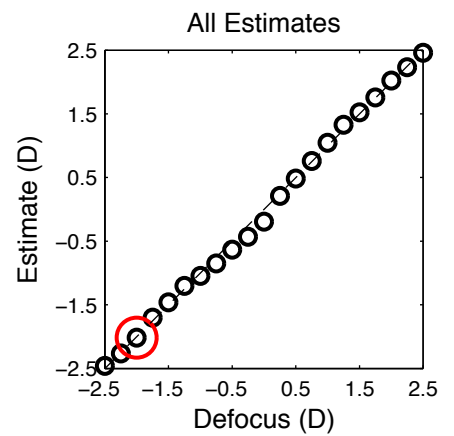
Estimate=-2.02D Err=-0.016D



Img=3659, RMS=0.73




$\Delta D = 0.00$






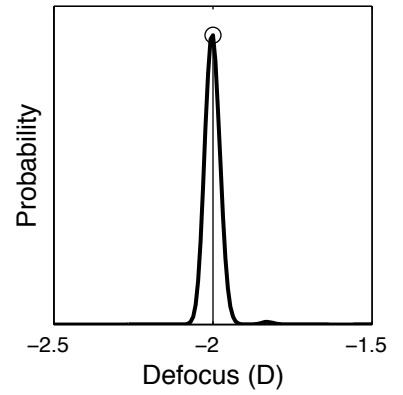
$\Delta D = -2.00$




$\Delta D = -2.00$ , RMS=0.53



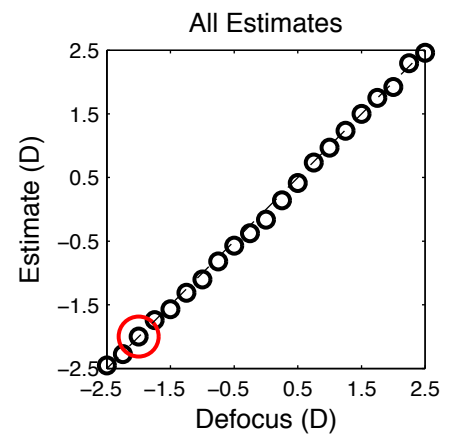

Estimate=-2.00D Err=0.000D



Img=3673, RMS=0.58




$\Delta D = 0.00$



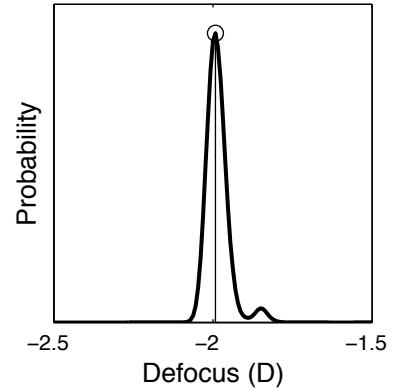
$\Delta D = -2.00$




$\Delta D = -2.00$ , RMS=0.53



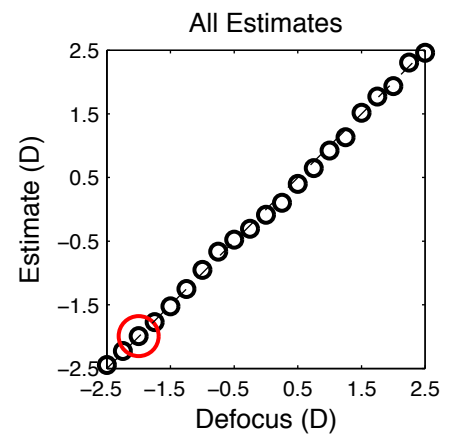
Estimate=-1.99D Err=0.008D



Img=3625, RMS=0.56



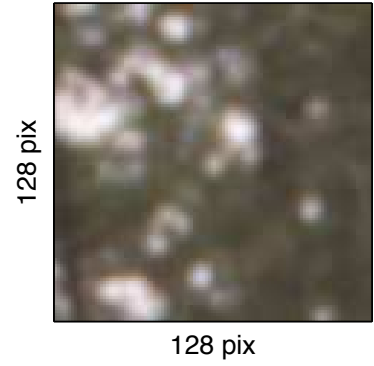
$\Delta D = 0.00$



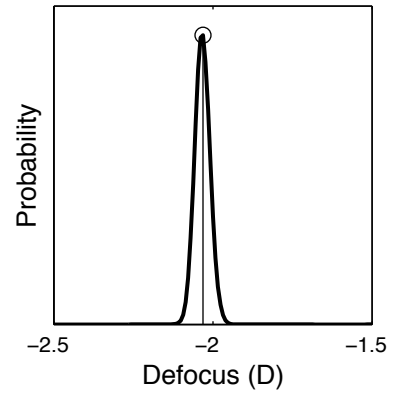
$\Delta D = -2.00$



$\Delta D = -2.00$ , RMS=1.21



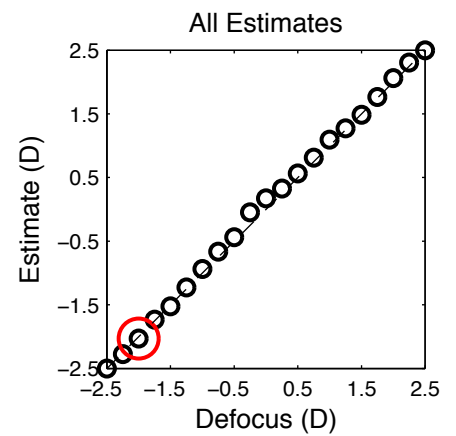
Estimate=-2.03D Err=-0.031D



Img=3638, RMS=1.46



$\Delta D = 0.00$






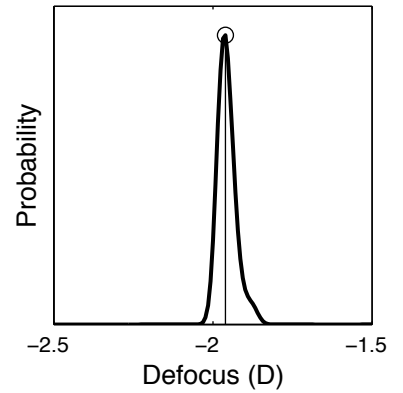
$\Delta D = -2.00$



$\Delta D = -2.00$ , RMS=1.08

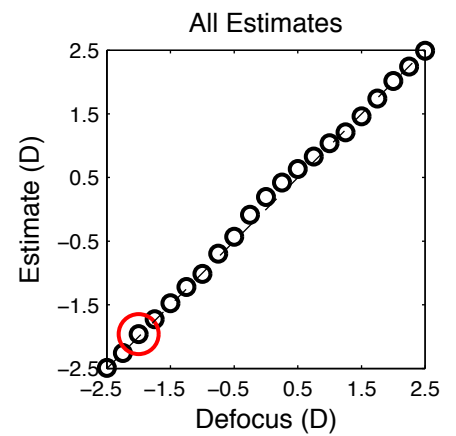



Estimate=-1.96D Err=0.039D



Img=3713, RMS=1.28


$\Delta D = 0.00$



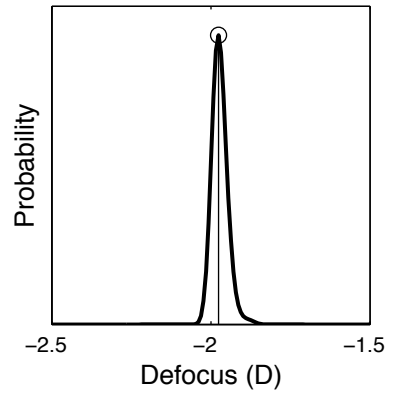
$\Delta D = -2.00$




$\Delta D = -2.00$ , RMS=0.54



Estimate=-1.98D Err=0.023D



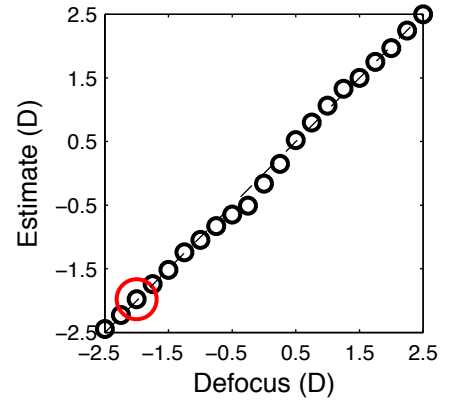
Img=3607, RMS=0.58



$\Delta D = 0.00$




All Estimates



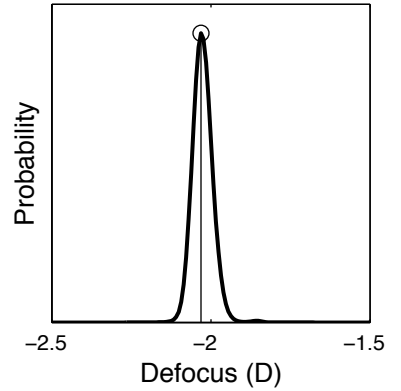
$\Delta D = -2.00$



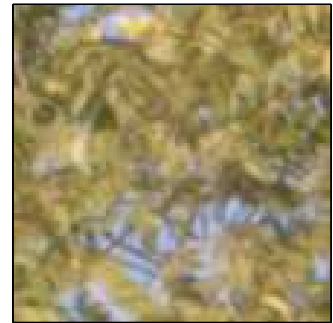
$\Delta D = -2.00$ , RMS=0.53



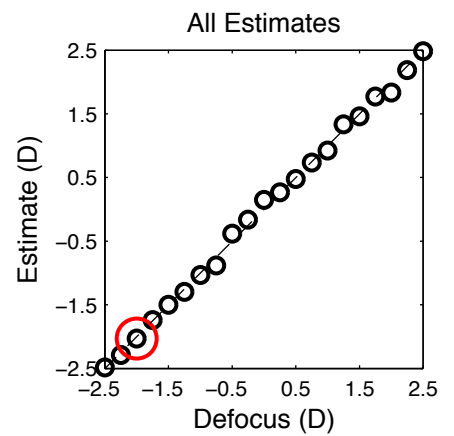
Estimate=-2.03D Err=-0.031D



Img=3761, RMS=0.62



$\Delta D = 0.00$






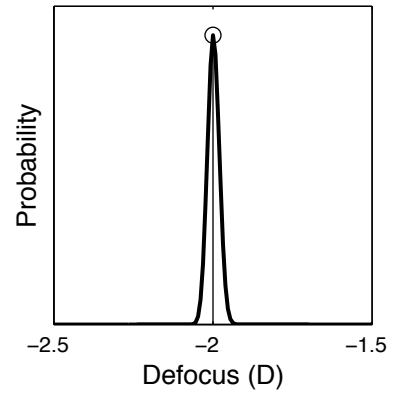
$\Delta D = -2.00$



$\Delta D = -2.00$ , RMS=0.50



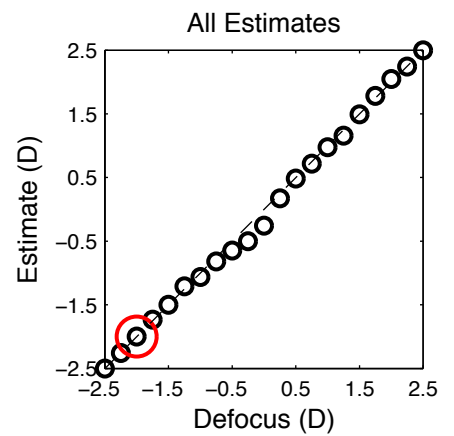
Estimate=-2.00D Err=0.000D



Img=3625, RMS=0.55




$\Delta D = 0.00$



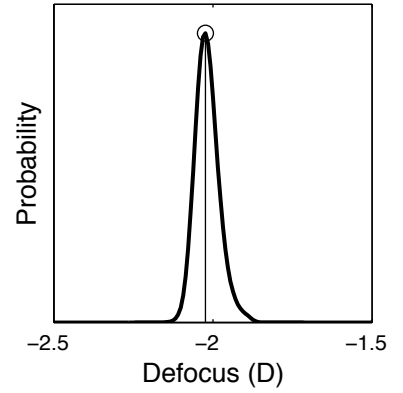
$\Delta D = -2.00$



$\Delta D = -2.00$ , RMS=0.50

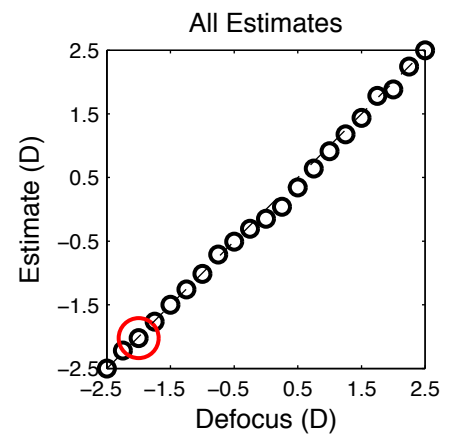



Estimate=-2.02D Err=-0.023D



Img=3709, RMS=0.54


$\Delta D = 0.00$



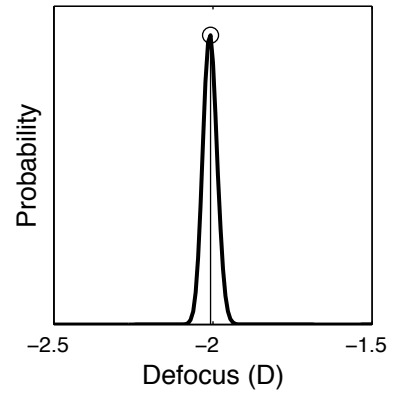
$\Delta D = -2.00$




$\Delta D = -2.00$ , RMS=0.48



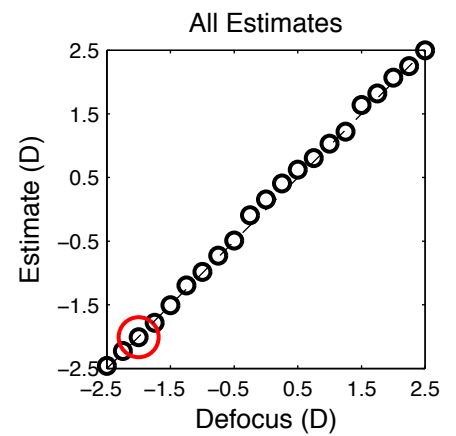
Estimate=-2.01D Err=-0.008D



Img=3628, RMS=0.55



$\Delta D = 0.00$






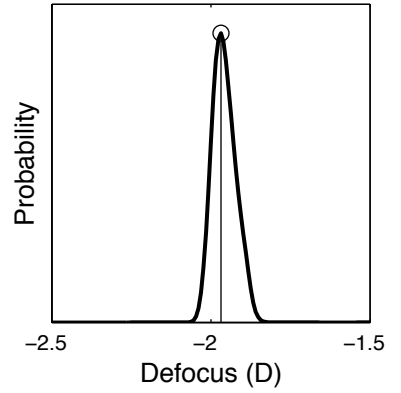
$\Delta D = -2.00$




$\Delta D = -2.00$ , RMS=0.73



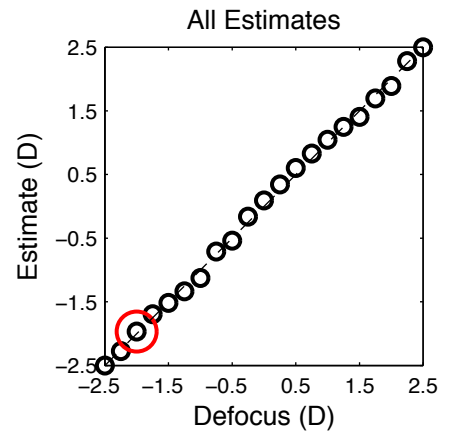

Estimate=-1.97D Err=0.031D



Img=3669, RMS=0.81




$\Delta D = 0.00$



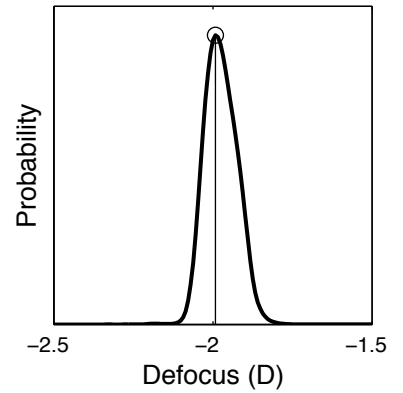
$\Delta D = -2.00$




$\Delta D = -2.00$ ,  $RMS = 0.65$



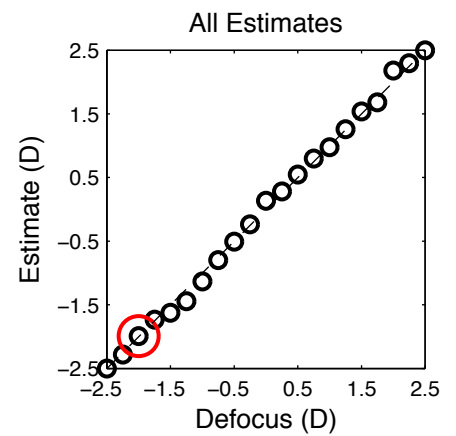
Estimate =  $-1.99D$  Err =  $0.008D$



Img = 3669,  $RMS = 0.70$




$\Delta D = 0.00$



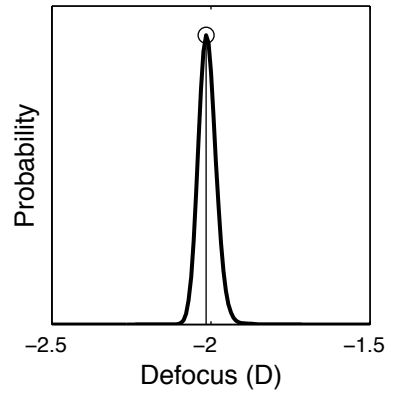
$\Delta D = -2.00$



$\Delta D = -2.00$ , RMS=1.22

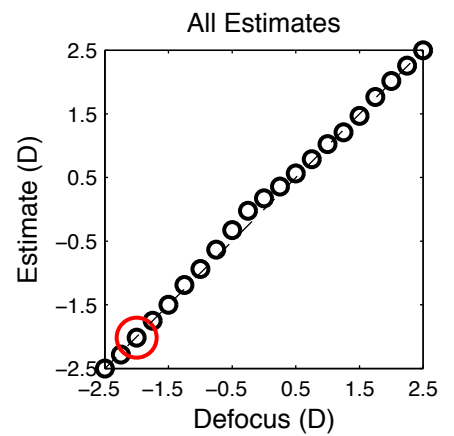


Estimate=-2.02D Err=-0.016D



Img=3669, RMS=1.33

$\Delta D = 0.00$






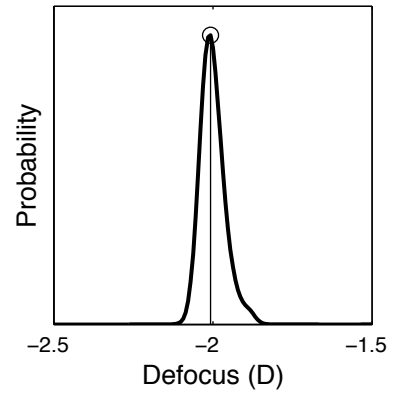
$\Delta D = -2.00$




$\Delta D = -2.00$ , RMS=0.51



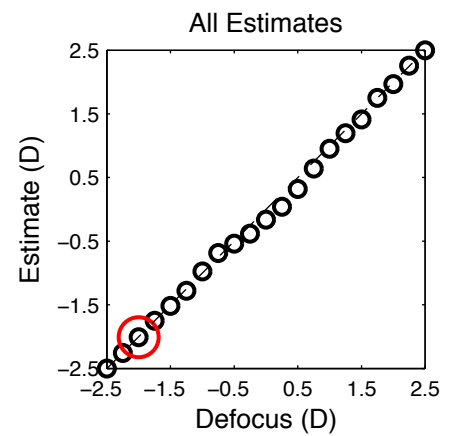
Estimate=-2.01D Err=-0.008D



Img=339, RMS=0.58



$\Delta D = 0.00$



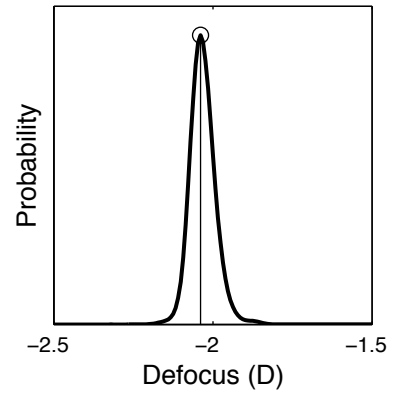
$\Delta D = -2.00$




$\Delta D = -2.00$ , RMS=0.88



Estimate=-2.04D Err=-0.039D



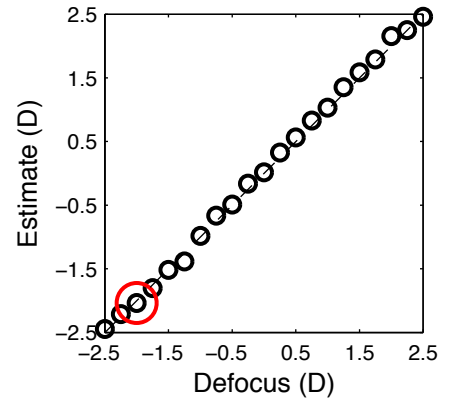
Img=341, RMS=0.97



$\Delta D = 0.00$




All Estimates



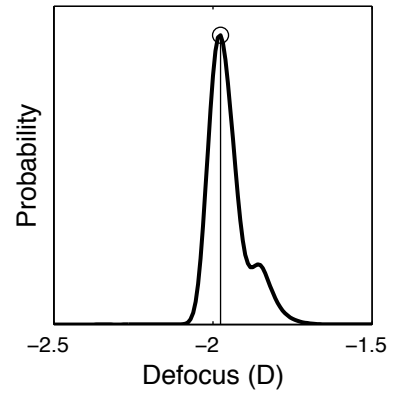
$\Delta D = -2.00$



$\Delta D = -2.00$ , RMS=0.83



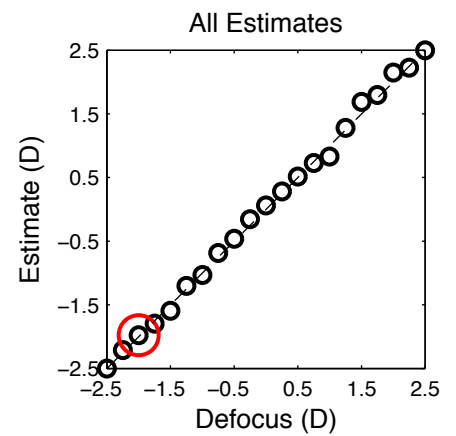
Estimate=-1.98D Err=0.023D



Img=3677, RMS=0.87



$\Delta D = 0.00$






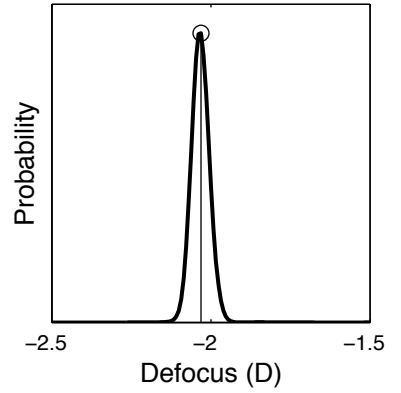
$\Delta D = -2.00$



$\Delta D = -2.00$ , RMS=0.51



Estimate=-2.03D Err=-0.031D



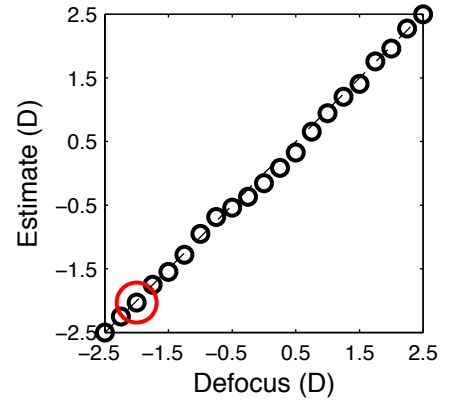
Img=339, RMS=0.58



$\Delta D = 0.00$




All Estimates



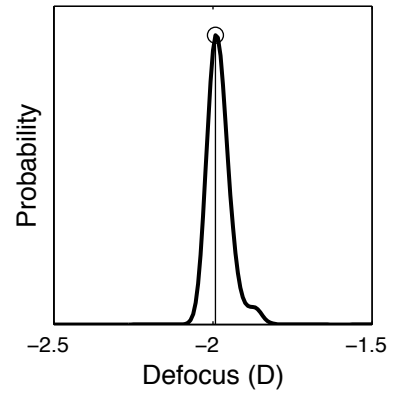
$\Delta D = -2.00$



$\Delta D = -2.00$ , RMS=0.55



Estimate=-1.99D Err=0.008D



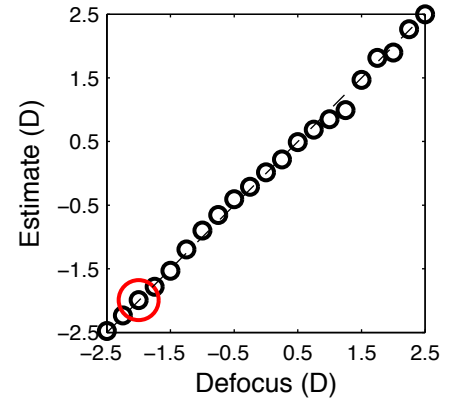
Img=3657, RMS=0.62



$\Delta D = 0.00$




All Estimates



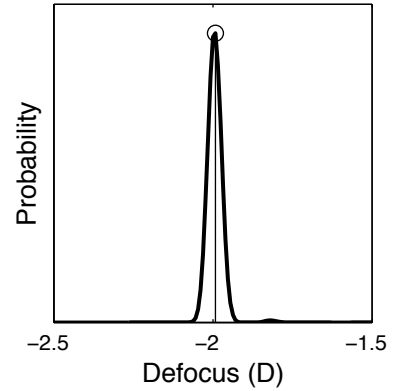
$\Delta D = -2.00$



$\Delta D = -2.00$ , RMS=0.73

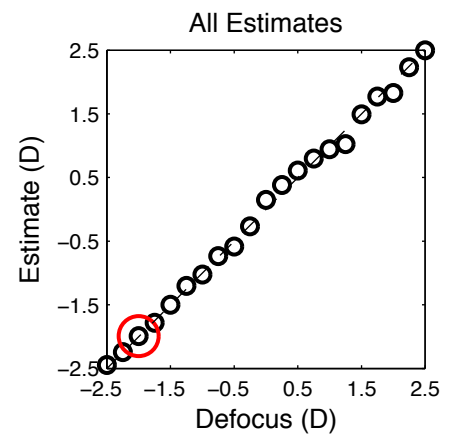



Estimate=-1.99D Err=0.008D



Img=3709, RMS=0.91

$\Delta D = 0.00$






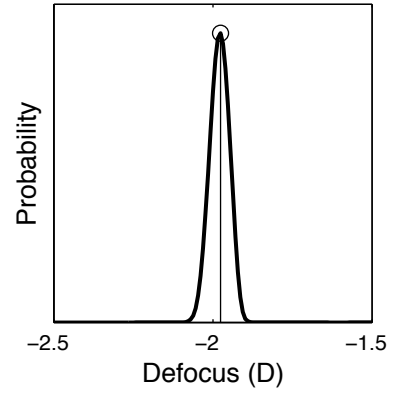
$\Delta D = -2.00$



$\Delta D = -2.00$ , RMS=0.64

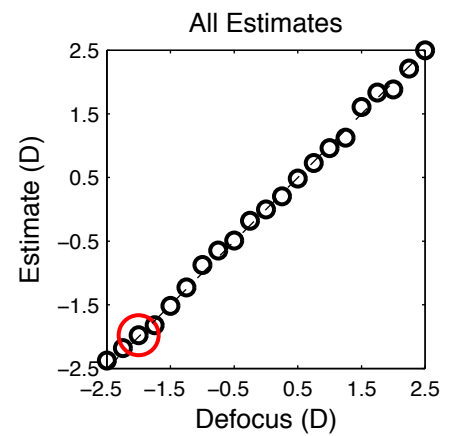




Estimate=-1.98D Err=0.023D



Img=3951, RMS=0.72


$\Delta D = 0.00$



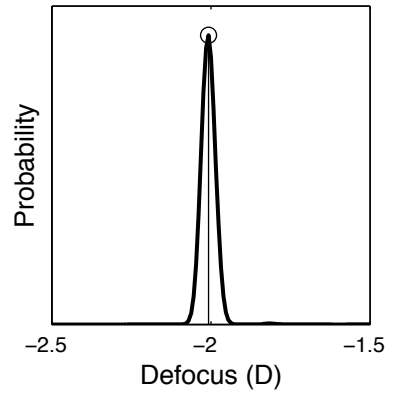
$\Delta D = -2.00$



$\Delta D = -2.00$ , RMS=0.86

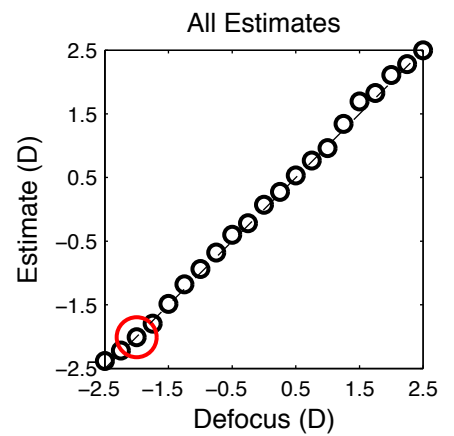


Estimate=-2.01D Err=-0.008D



Img=1135, RMS=0.90


$\Delta D = 0.00$



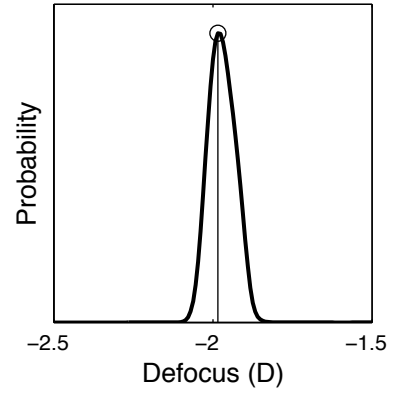
$\Delta D = -2.00$




$\Delta D = -2.00$ , RMS=0.63



Estimate=-1.98D Err=0.016D



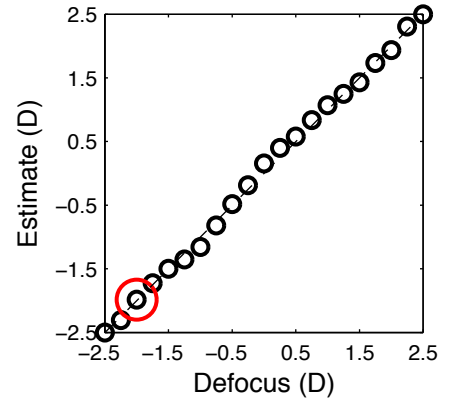
Img=3696, RMS=0.64



$\Delta D = 0.00$



All Estimates






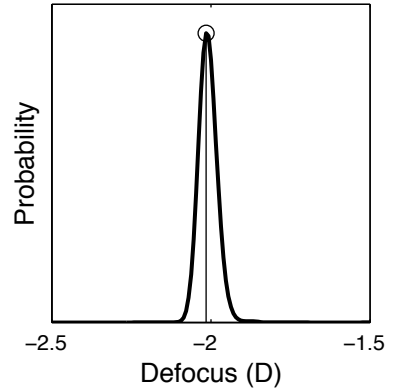
$\Delta D = -2.00$



$\Delta D = -2.00$ , RMS=0.58

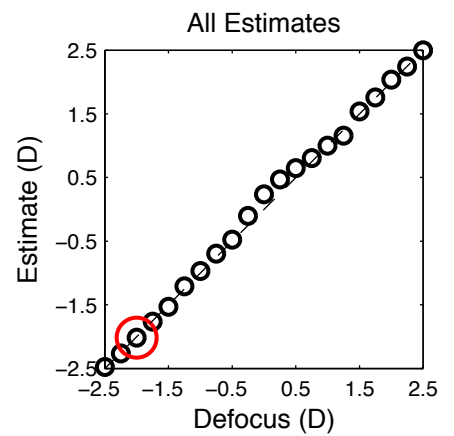


Estimate=-2.02D Err=-0.016D



Img=3977, RMS=0.73


$\Delta D = 0.00$



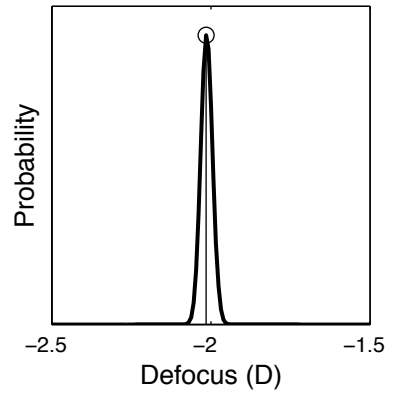
$\Delta D = -2.00$



$\Delta D = -2.00$ , RMS=0.54



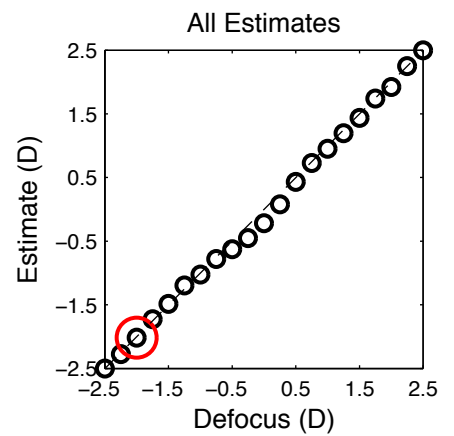
Estimate=-2.02D Err=-0.016D



Img=335, RMS=0.68




$\Delta D = 0.00$



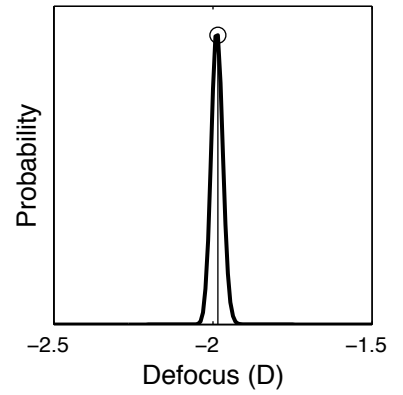
$\Delta D = -2.00$




$\Delta D = -2.00$ ,  $RMS = 0.95$



Estimate =  $-1.98D$  Err =  $0.016D$



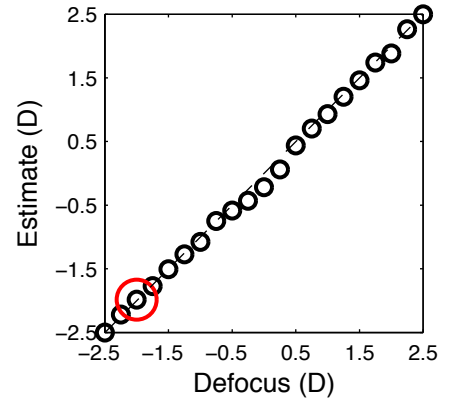
Img = 3663,  $RMS = 1.13$



$\Delta D = 0.00$



All Estimates






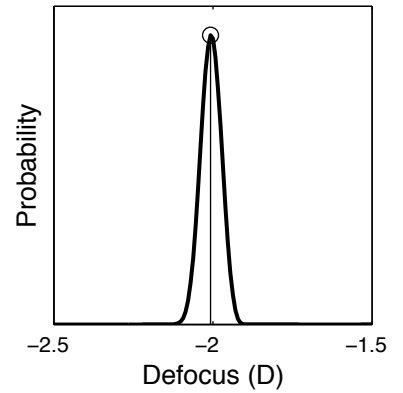
$\Delta D = -2.00$



$\Delta D = -2.00$ , RMS=0.58

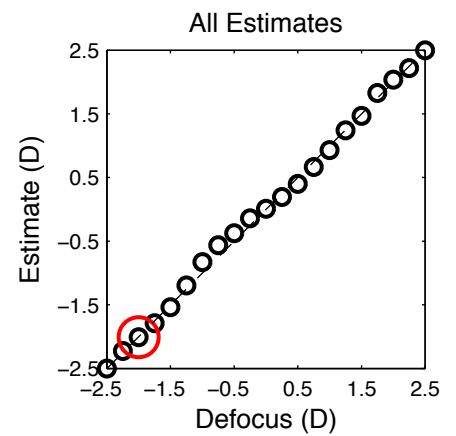



Estimate=-2.01D Err=-0.008D



Img=3758, RMS=0.64


$\Delta D = 0.00$



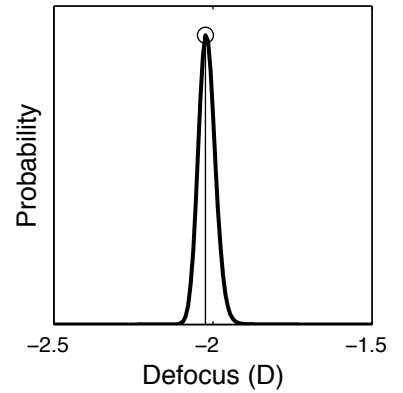
$\Delta D = -2.00$




$\Delta D = -2.00$ , RMS=0.63



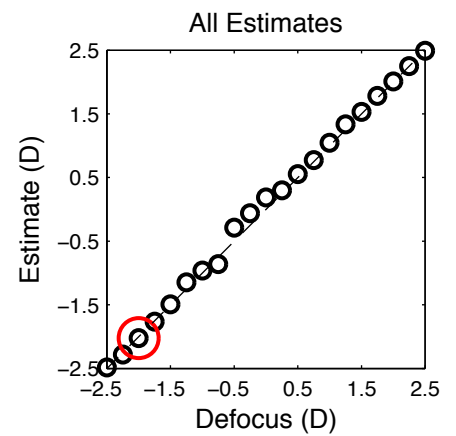
Estimate=-2.02D Err=-0.023D



Img=3961, RMS=0.72




$\Delta D = 0.00$



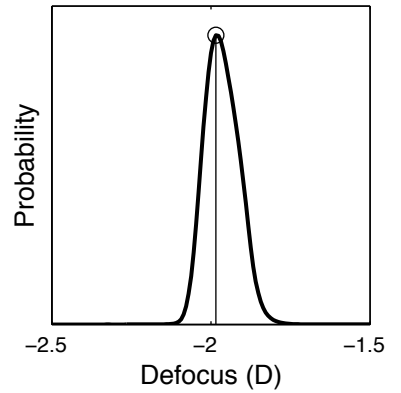
$\Delta D = -2.00$




$\Delta D = -2.00$ , RMS=0.45



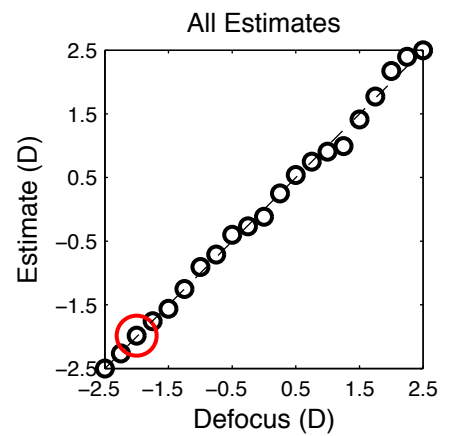
Estimate=-1.98D Err=0.016D



Img=3585, RMS=0.48



$\Delta D = 0.00$






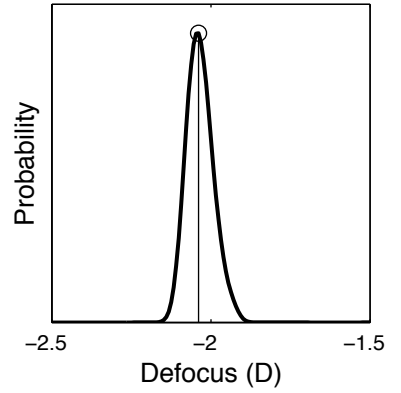
$\Delta D = -2.00$



$\Delta D = -2.00$ , RMS=0.39



Estimate=-2.04D Err=-0.039D



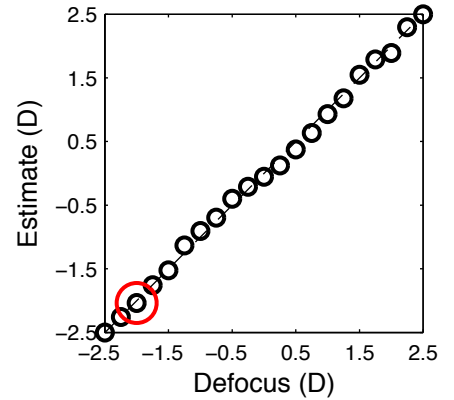
Img=3605, RMS=0.42



$\Delta D = 0.00$




All Estimates



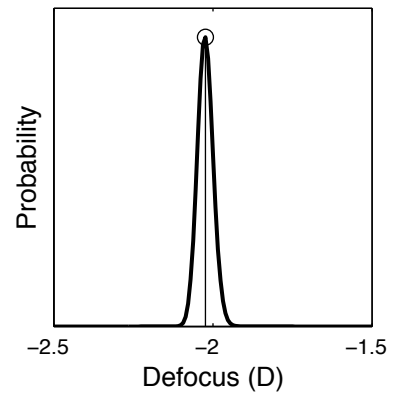
$\Delta D = -2.00$




$\Delta D = -2.00$ , RMS=1.01



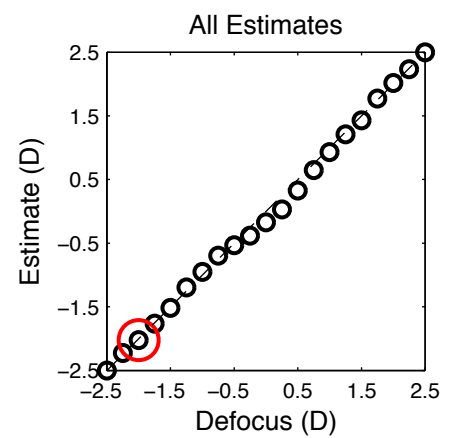
Estimate=-2.02D Err=-0.023D



Img=3940, RMS=1.20




$\Delta D = 0.00$



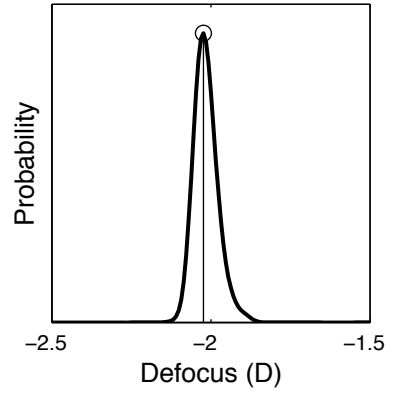
$\Delta D = -2.00$




$\Delta D = -2.00$ , RMS=0.89



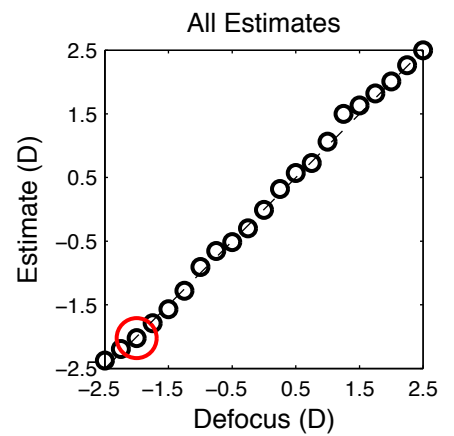
Estimate=-2.02D Err=-0.023D



Img=3613, RMS=0.97



$\Delta D = 0.00$






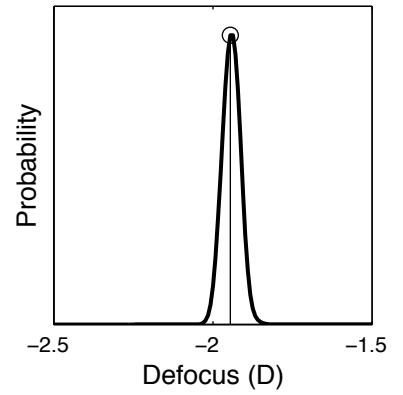
$\Delta D = -2.00$



$\Delta D = -2.00$ , RMS=0.61



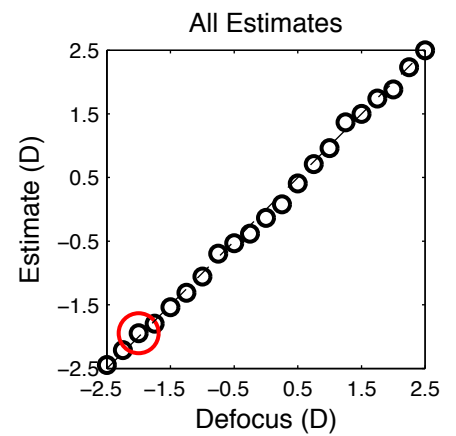
Estimate=-1.95D Err=0.055D



Img=3951, RMS=0.69




$\Delta D = 0.00$



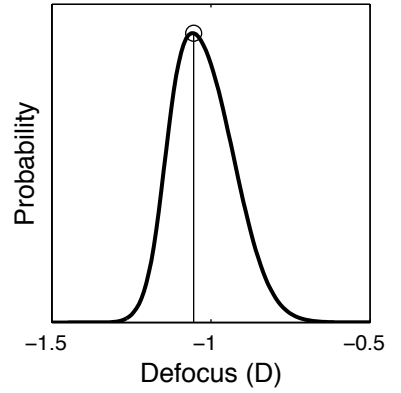
$\Delta D = -1.00$




$\Delta D = -1.00$ ,  $RMS = 0.77$



Estimate =  $-1.05D$  Err =  $-0.055D$



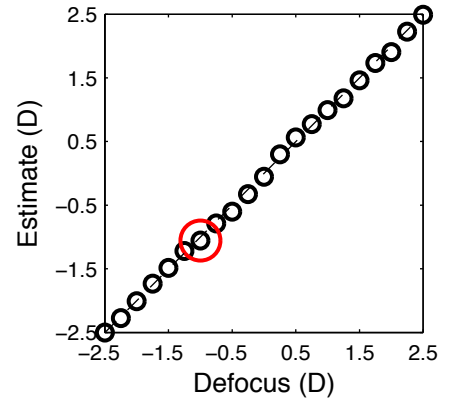
Img = 3669,  $RMS = 0.80$



$\Delta D = 0.00$



All Estimates






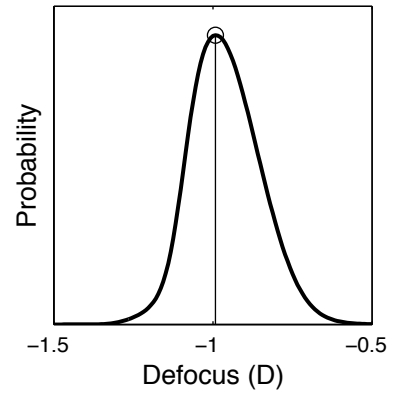
$\Delta D = -1.00$




$\Delta D = -1.00$ , RMS=0.92



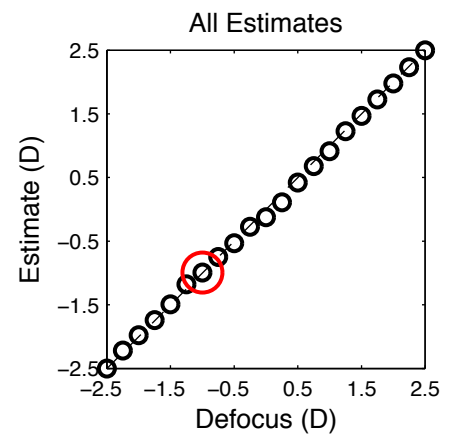
Estimate=-0.99D Err=0.008D



Img=3679, RMS=1.02



$\Delta D = 0.00$






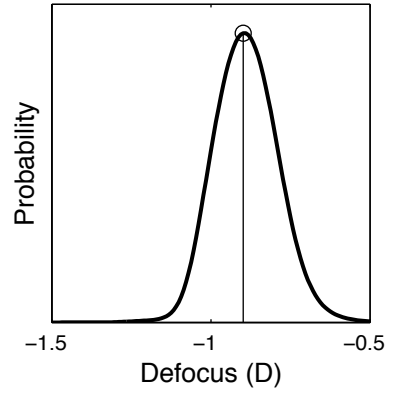
$\Delta D = -1.00$



$\Delta D = -1.00$ , RMS=0.38



Estimate=-0.90D Err=0.102D



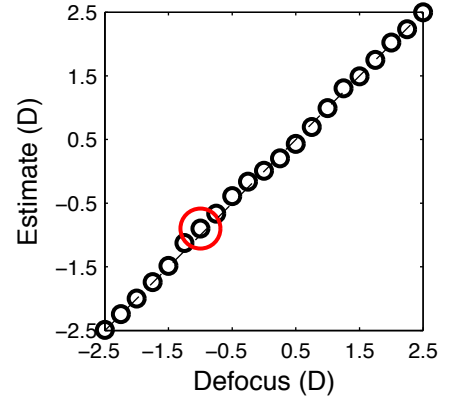
Img=3628, RMS=0.40



$\Delta D = 0.00$




All Estimates



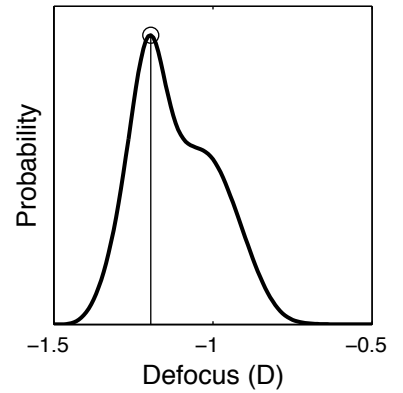
$\Delta D = -1.00$



$\Delta D = -1.00$ , RMS=0.43



Estimate=-1.20D Err=-0.195D



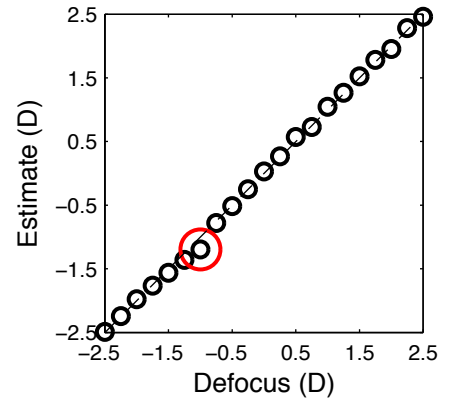
Img=3565, RMS=0.44



$\Delta D = 0.00$




All Estimates



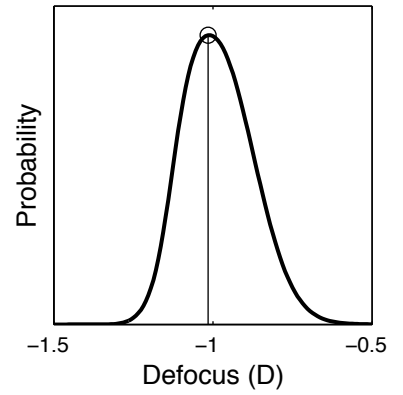
$\Delta D = -1.00$




$\Delta D = -1.00$ , RMS=0.48



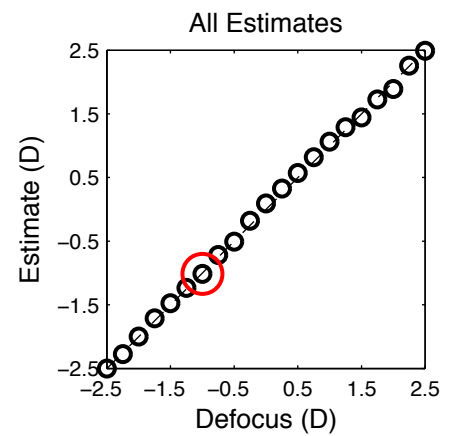
Estimate=-1.02D Err=-0.016D



Img=3595, RMS=0.51



$\Delta D = 0.00$






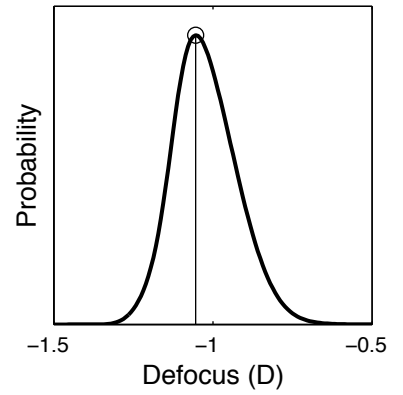
$\Delta D = -1.00$



$\Delta D = -1.00$ , RMS=1.06

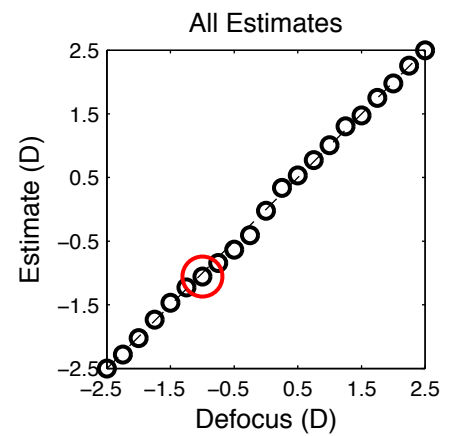



Estimate=-1.05D Err=-0.055D



Img=3713, RMS=1.11


$\Delta D = 0.00$



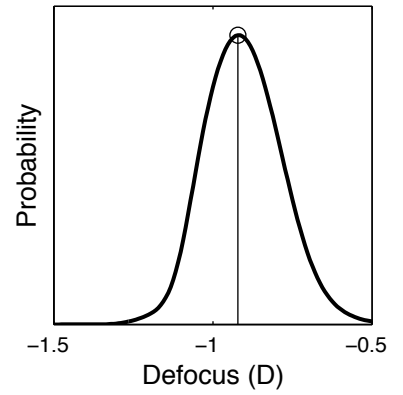
$\Delta D = -1.00$



$\Delta D = -1.00$ , RMS=0.38



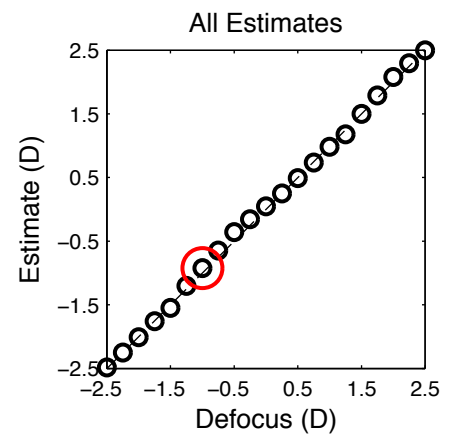
Estimate=-0.92D Err=0.078D



Img=3611, RMS=0.39




$\Delta D = 0.00$



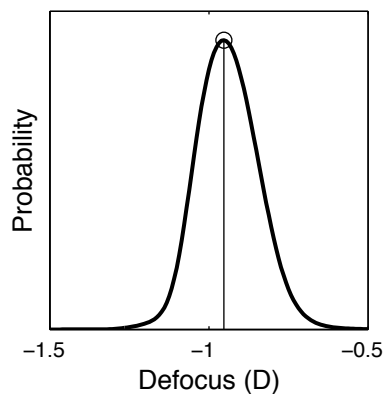
$\Delta D = -1.00$




$\Delta D = -1.00$ , RMS=0.65



Estimate=-0.95D Err=0.047D



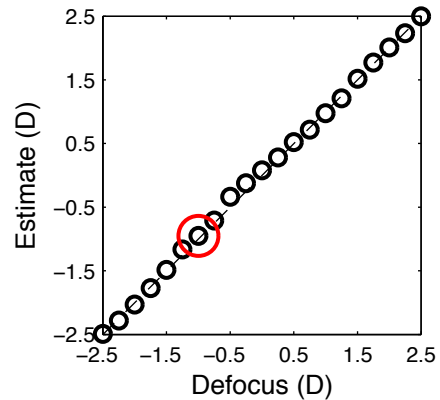
Img=3624, RMS=0.68



$\Delta D = 0.00$



All Estimates






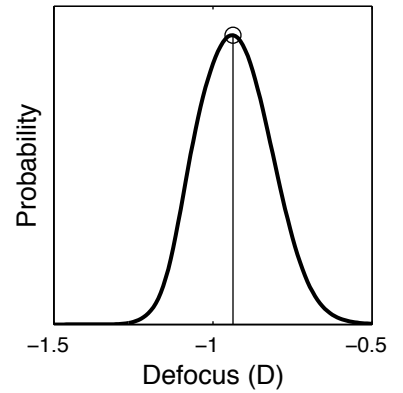
$\Delta D = -1.00$




$\Delta D = -1.00$ , RMS=0.39



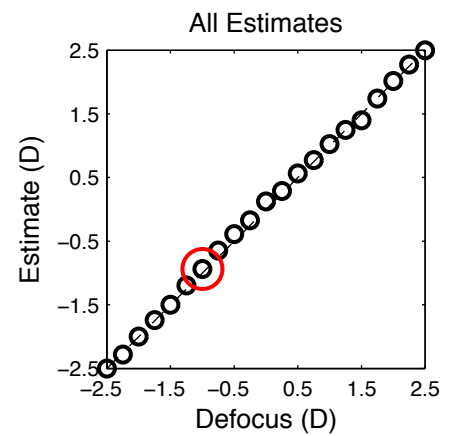
Estimate=-0.94D Err=0.062D



Img=3601, RMS=0.41




$\Delta D = 0.00$



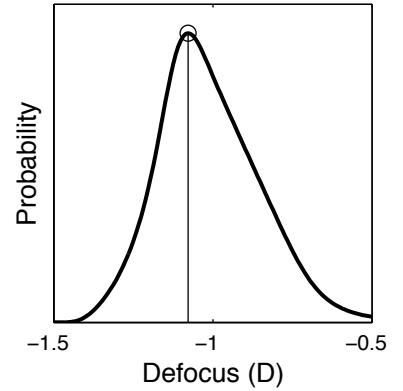
$\Delta D = -1.00$



$\Delta D = -1.00$ , RMS=0.44



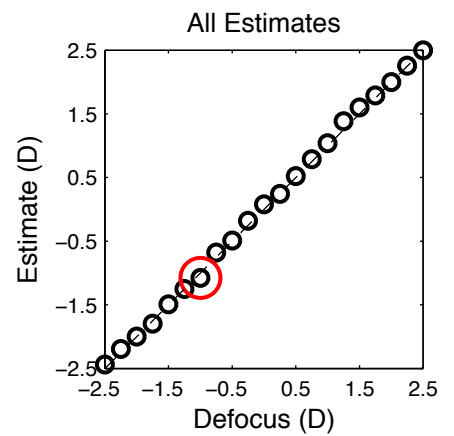
Estimate=-1.08D Err=-0.078D



Img=3628, RMS=0.46



$\Delta D = 0.00$



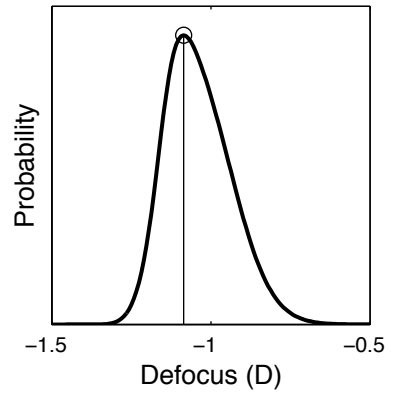
$\Delta D = -1.00$




$\Delta D = -1.00$ , RMS=1.16



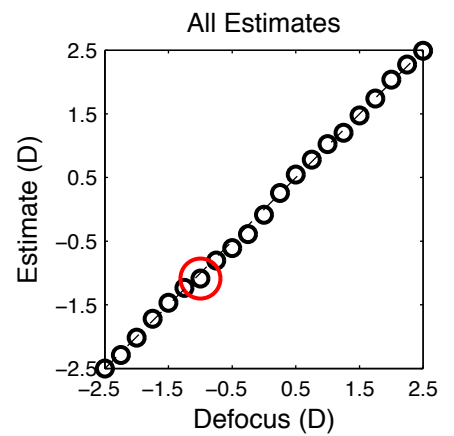
Estimate=-1.09D Err=-0.086D



Img=3661, RMS=1.21



$\Delta D = 0.00$






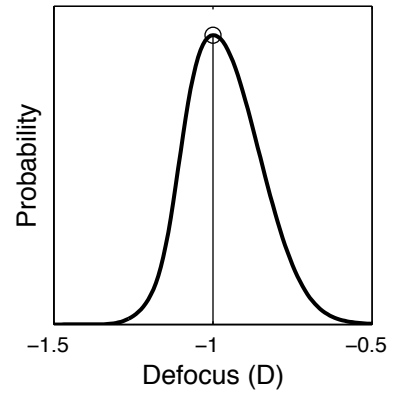
$\Delta D = -1.00$



$\Delta D = -1.00$ , RMS=0.51

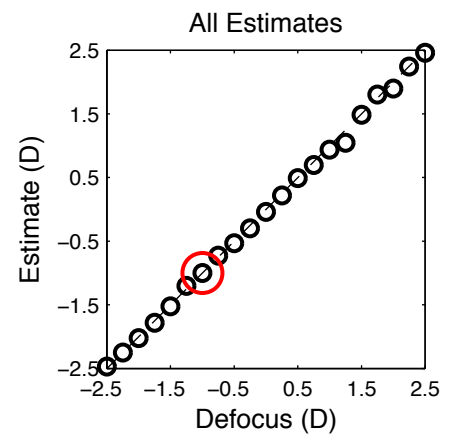



Estimate=-1.00D Err=0.000D



Img=3628, RMS=0.54


$\Delta D = 0.00$



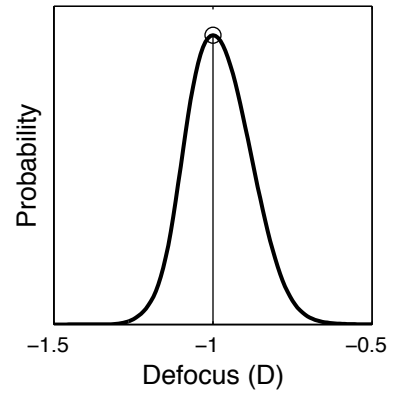
$\Delta D = -1.00$



$\Delta D = -1.00$ , RMS=0.48



Estimate=-1.00D Err=0.000D



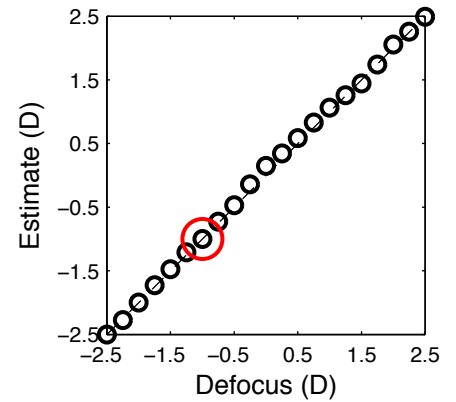
Img=3595, RMS=0.50



$\Delta D = 0.00$




All Estimates



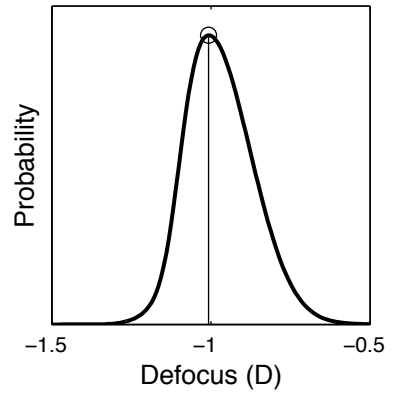
$\Delta D = -1.00$



$\Delta D = -1.00$ , RMS=0.54

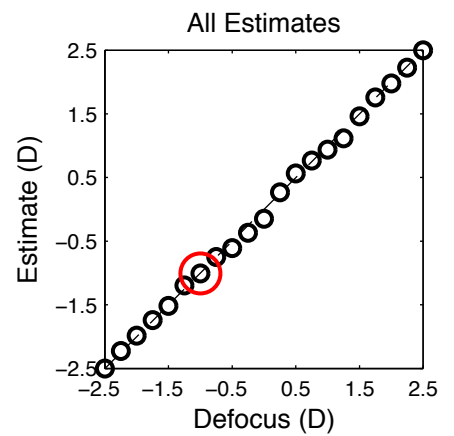


Estimate=-1.01D Err=-0.008D



Img=3900, RMS=0.55

$\Delta D = 0.00$






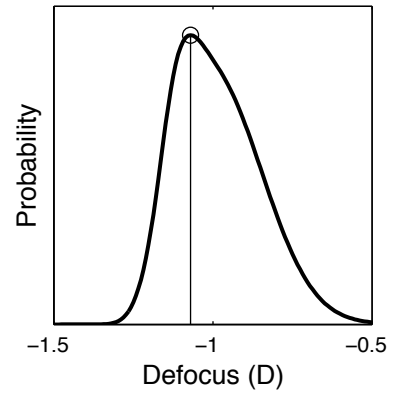
$\Delta D = -1.00$



$\Delta D = -1.00$ , RMS=0.89

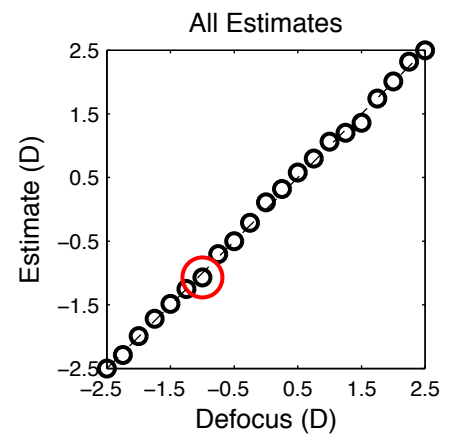


Estimate=-1.07D Err=-0.070D



Img=3661, RMS=0.96


$\Delta D = 0.00$



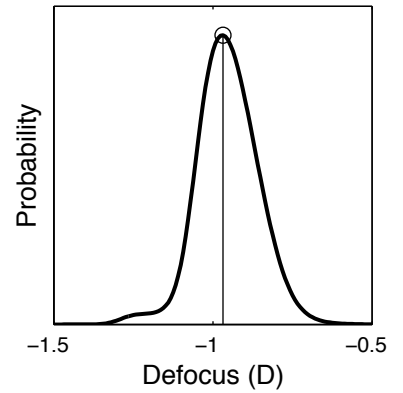
$\Delta D = -1.00$




$\Delta D = -1.00$ , RMS=0.58



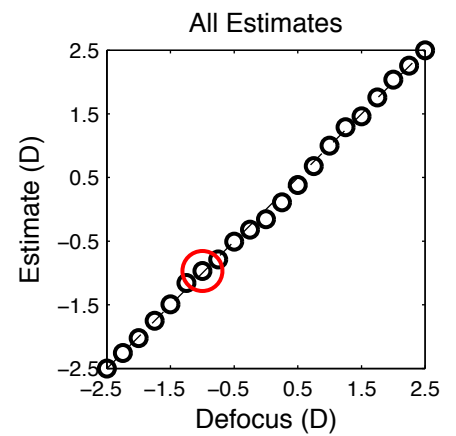
Estimate=-0.97D Err=0.031D



Img=3622, RMS=0.60



$\Delta D = 0.00$






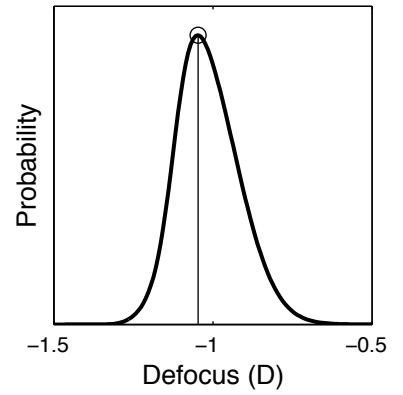
$\Delta D = -1.00$



$\Delta D = -1.00$ , RMS=0.80

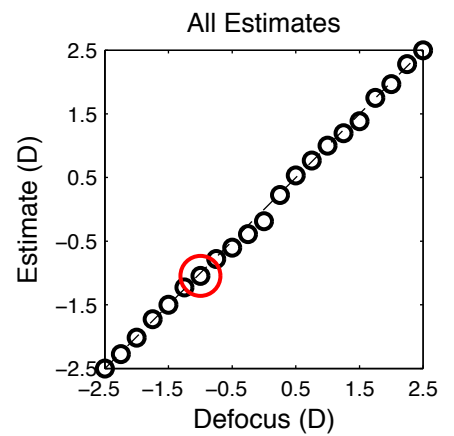



Estimate=-1.05D Err=-0.047D



Img=3758, RMS=0.85

$\Delta D = 0.00$





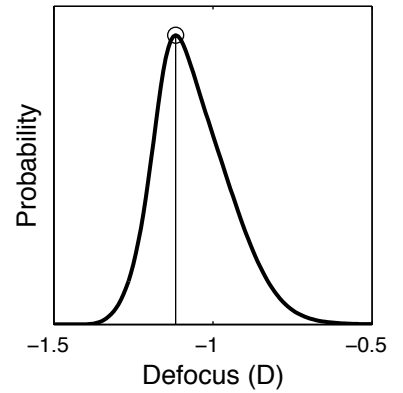
$\Delta D = -1.00$



$\Delta D = -1.00$ , RMS=1.45

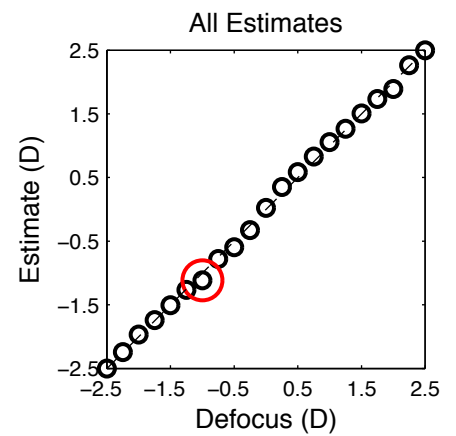



Estimate=-1.12D Err=-0.117D



Img=3878, RMS=1.47


$\Delta D = 0.00$



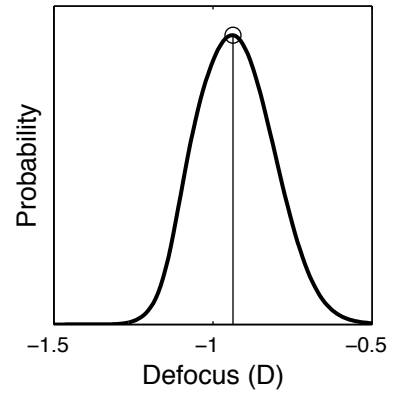
$\Delta D = -1.00$



$\Delta D = -1.00$ , RMS=0.90

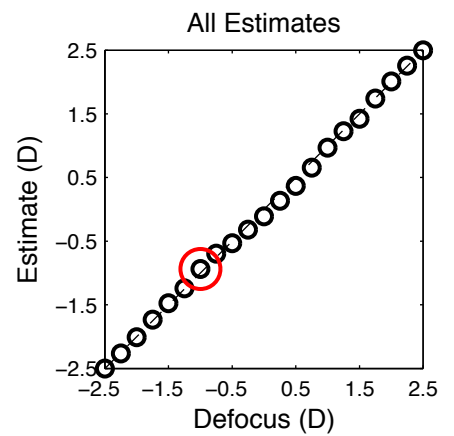



Estimate=-0.94D Err=0.062D



Img=3931, RMS=0.96

$\Delta D = 0.00$






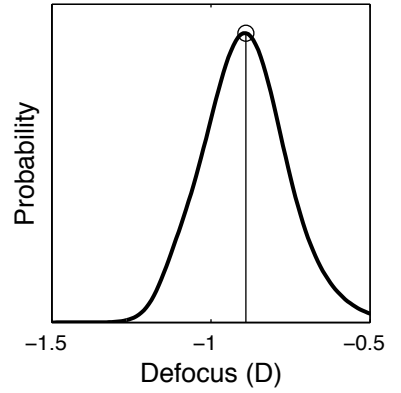
$\Delta D = -1.00$



$\Delta D = -1.00$ , RMS=0.48



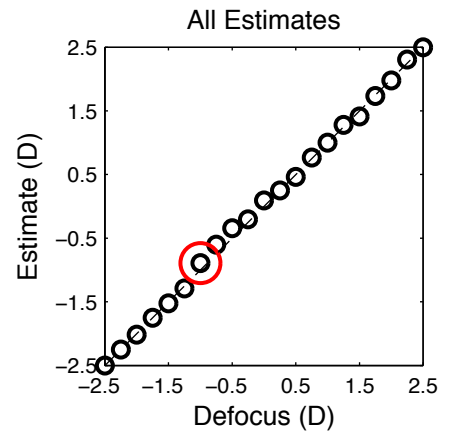
Estimate=-0.89D Err=0.109D



Img=3940, RMS=0.52



$\Delta D = 0.00$






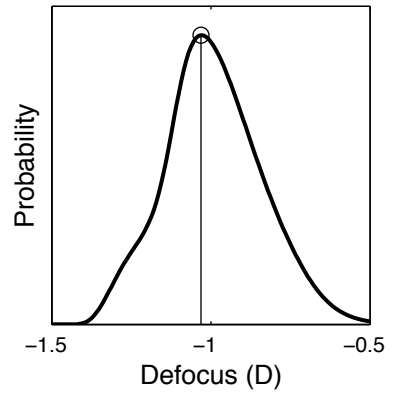
$\Delta D = -1.00$



$\Delta D = -1.00$ , RMS=0.44

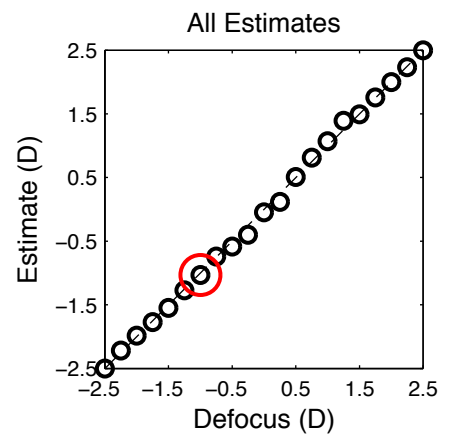



Estimate=-1.03D Err=-0.031D



Img=3593, RMS=0.45


$\Delta D = 0.00$



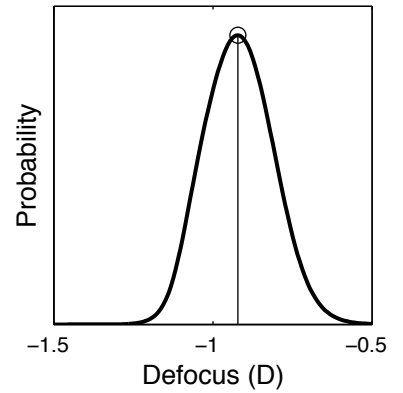
$\Delta D = -1.00$




$\Delta D = -1.00$ , RMS=1.03



Estimate=-0.92D Err=0.078D



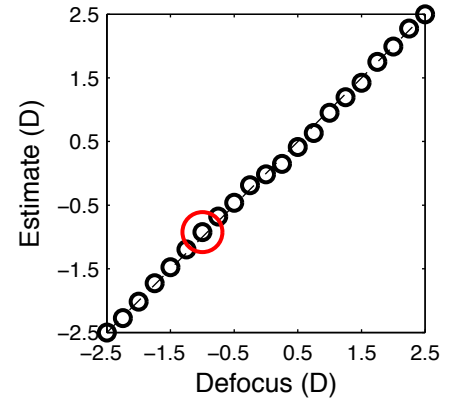
Img=3675, RMS=1.17



$\Delta D = 0.00$




All Estimates



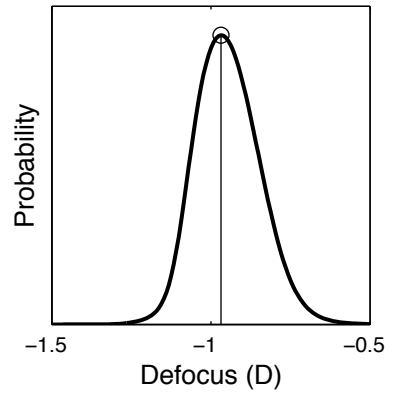
$\Delta D = -1.00$



$\Delta D = -1.00$ , RMS=0.83

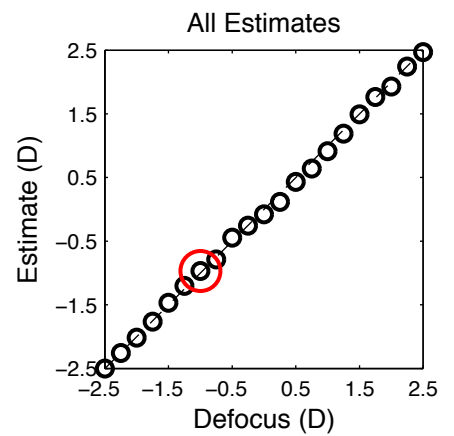




Estimate=-0.97D Err=0.031D



Img=3893, RMS=0.86

$\Delta D = 0.00$






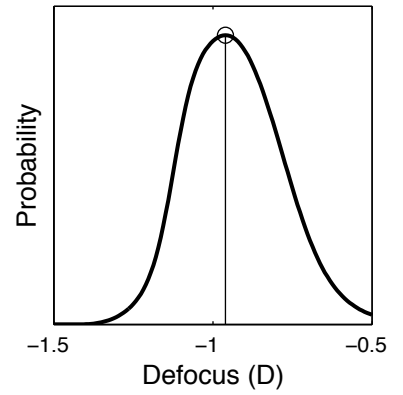
$\Delta D = -1.00$



$\Delta D = -1.00$ , RMS=0.63



Estimate=-0.96D Err=0.039D



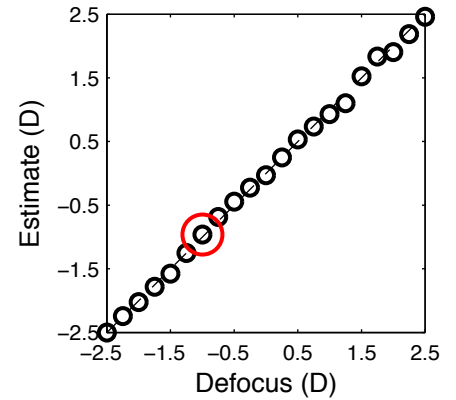
Img=3954, RMS=0.67



$\Delta D = 0.00$




All Estimates



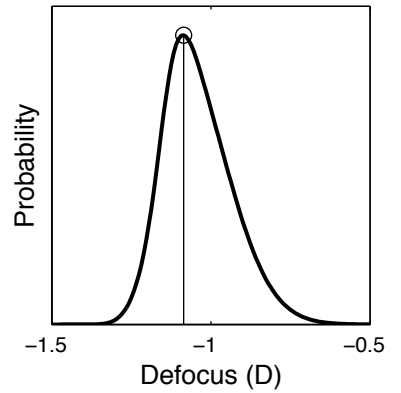
$\Delta D = -1.00$



$\Delta D = -1.00$ , RMS=0.68

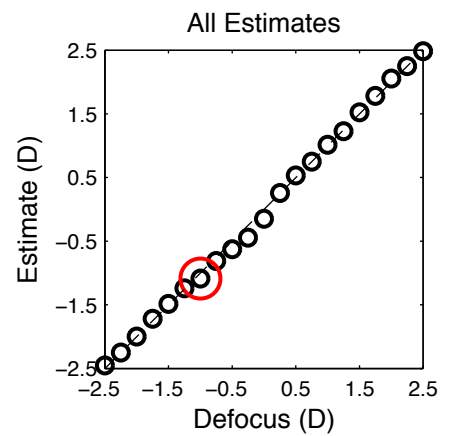



Estimate=-1.09D Err=-0.086D



Img=3980, RMS=0.73

$\Delta D = 0.00$






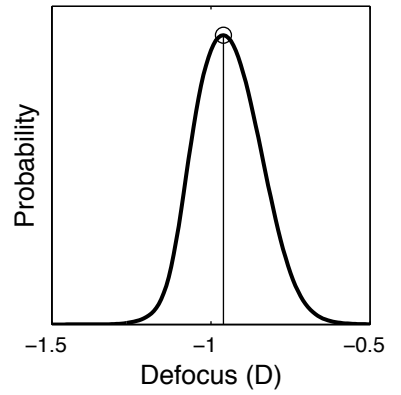
$\Delta D = -1.00$




$\Delta D = -1.00$ , RMS=0.80



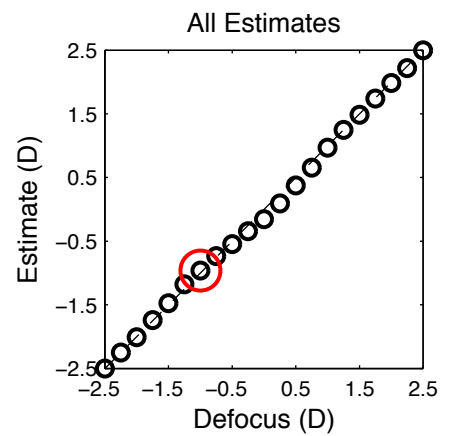
Estimate=-0.96D Err=0.039D



Img=3613, RMS=0.86



$\Delta D = 0.00$






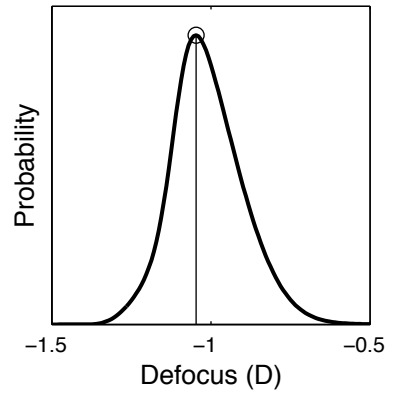
$\Delta D = -1.00$



$\Delta D = -1.00$ , RMS=0.70

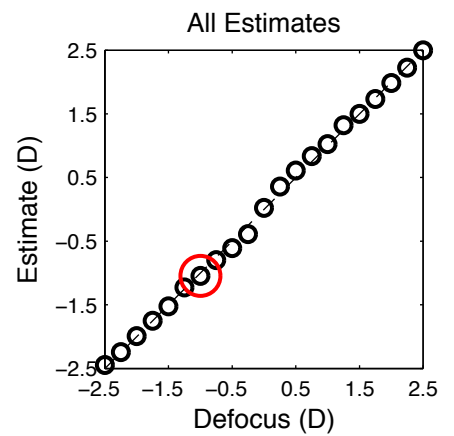



Estimate=-1.05D Err=-0.047D




Img=3937, RMS=0.74


$\Delta D = 0.00$



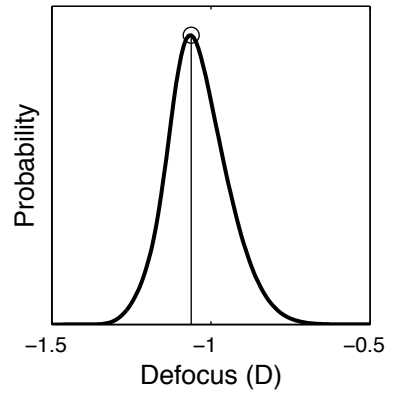
$\Delta D = -1.00$



$\Delta D = -1.00$ , RMS=1.20

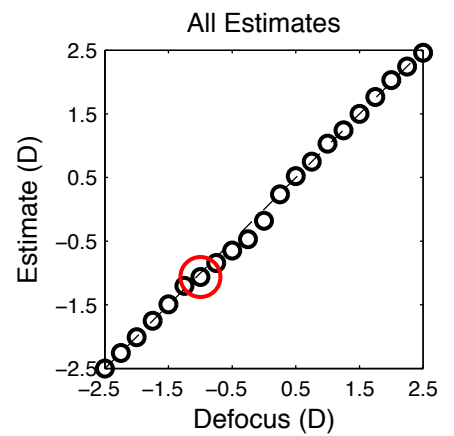




Estimate=-1.06D Err=-0.062D



Img=3673, RMS=1.27


$\Delta D = 0.00$



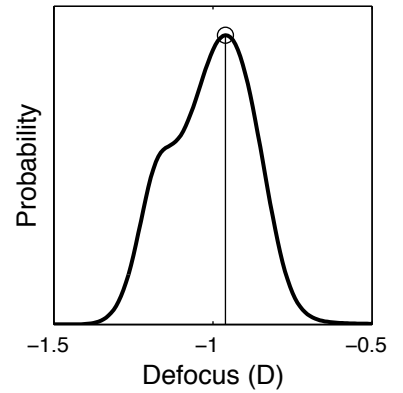
$\Delta D = -1.00$




$\Delta D = -1.00$ , RMS=0.38



Estimate=-0.96D Err=0.039D



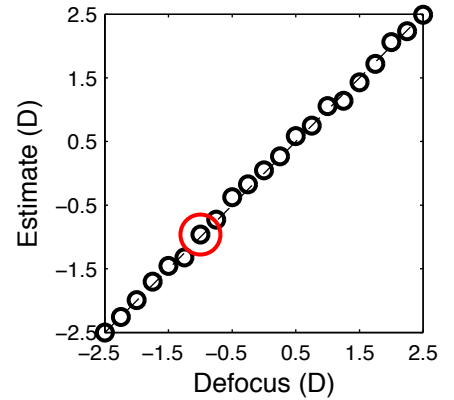
Img=3885, RMS=0.40



$\Delta D = 0.00$



All Estimates






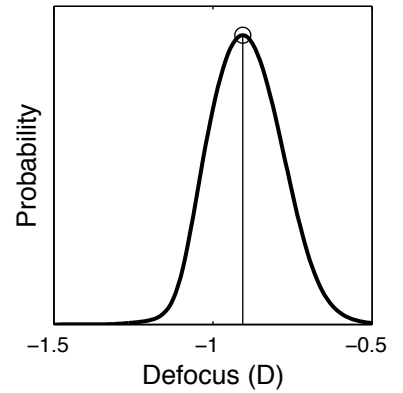
$\Delta D = -1.00$




$\Delta D = -1.00$ , RMS=0.44



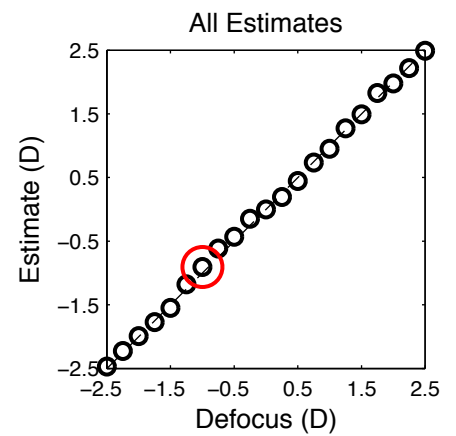
Estimate=-0.91D Err=0.094D



Img=3948, RMS=0.45




$\Delta D = 0.00$



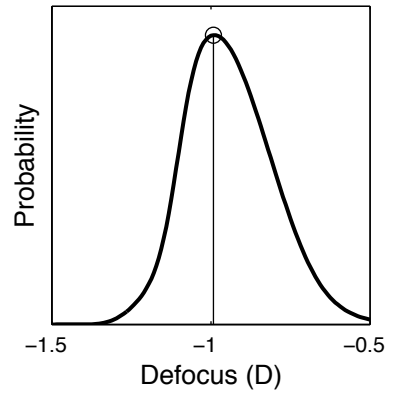
$\Delta D = -1.00$




$\Delta D = -1.00$ , RMS=0.91



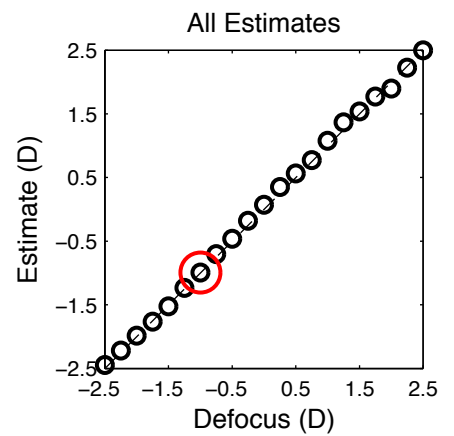
Estimate=-0.99D Err=0.008D



Img=3613, RMS=0.97




$\Delta D = 0.00$



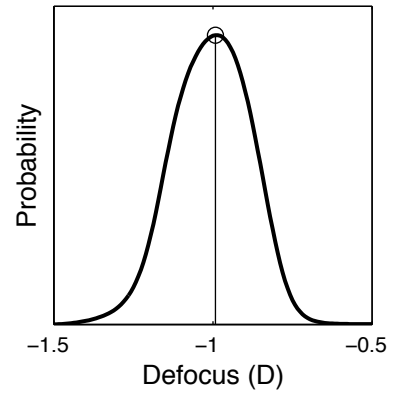
$\Delta D = -1.00$



$\Delta D = -1.00$ , RMS=0.42



Estimate=-0.99D Err=0.008D



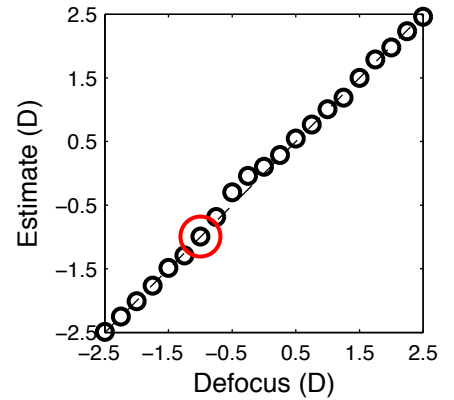
Img=3915, RMS=0.42



$\Delta D = 0.00$



All Estimates






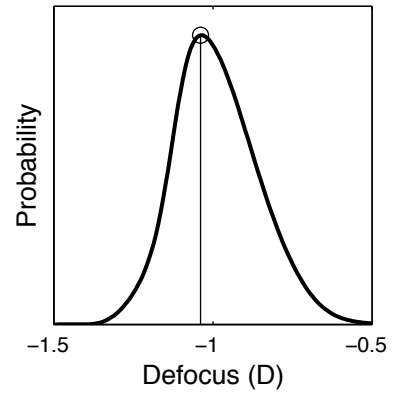
$\Delta D = -1.00$




$\Delta D = -1.00$ , RMS=0.51



Estimate=-1.04D Err=-0.039D



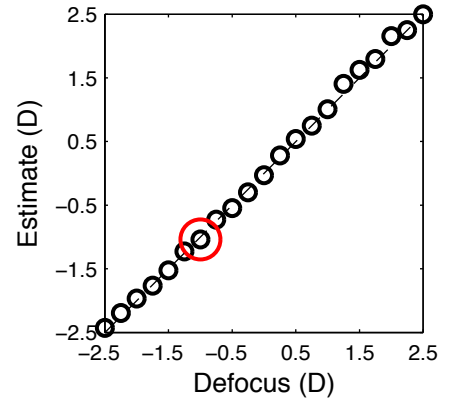
Img=1135, RMS=0.52



$\Delta D = 0.00$




All Estimates



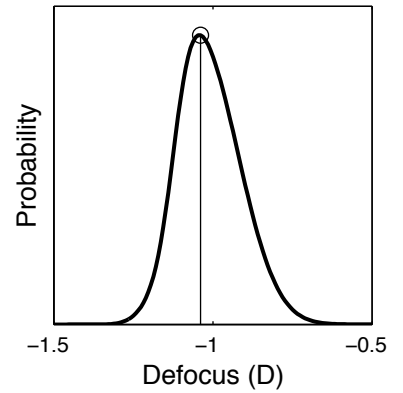
$\Delta D = -1.00$



$\Delta D = -1.00$ , RMS=0.60

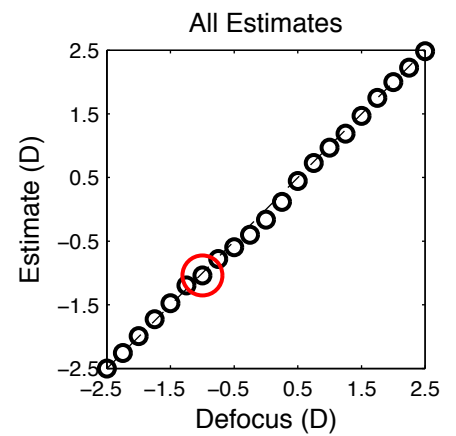



Estimate=-1.04D Err=-0.039D



Img=3622, RMS=0.63


$\Delta D = 0.00$



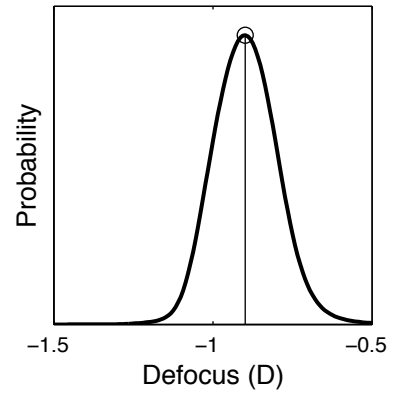
$\Delta D = -1.00$



$\Delta D = -1.00$ , RMS=1.23

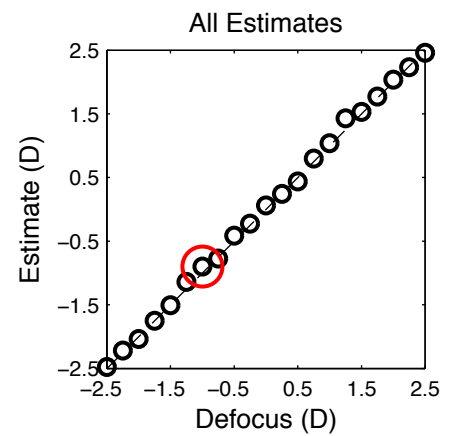



Estimate=-0.90D Err=0.102D



Img=3980, RMS=1.33

$\Delta D = 0.00$






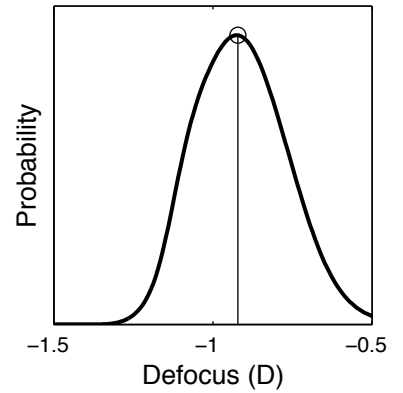
$\Delta D = -1.00$




$\Delta D = -1.00$ , RMS=0.44



Estimate=-0.92D Err=0.078D



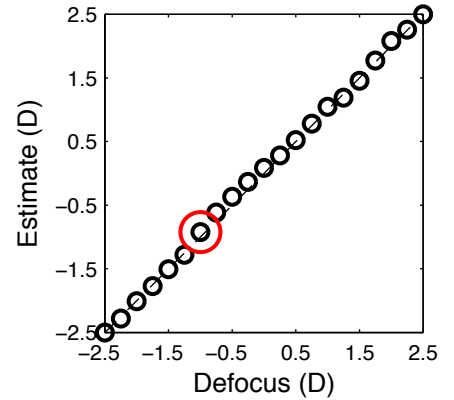
Img=3498, RMS=0.44



$\Delta D = 0.00$




All Estimates



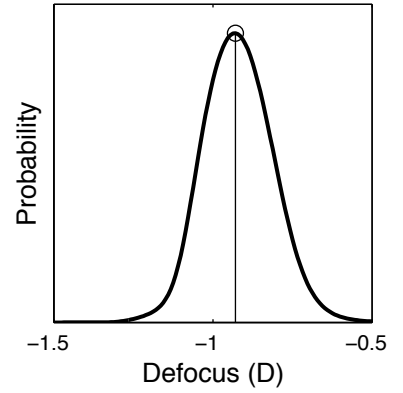
$\Delta D = -1.00$



$\Delta D = -1.00$ , RMS=0.34

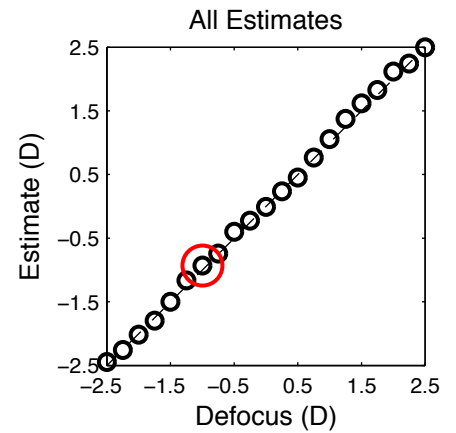


Estimate=-0.93D Err=0.070D



Img=3607, RMS=0.35


$\Delta D = 0.00$



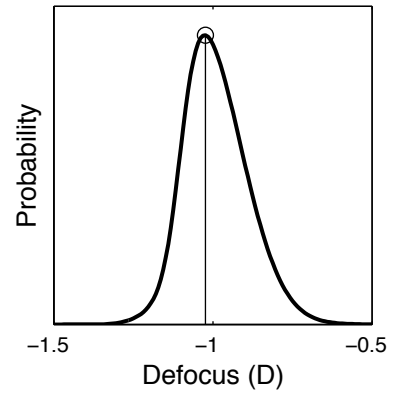
$\Delta D = -1.00$



$\Delta D = -1.00$ , RMS=0.45



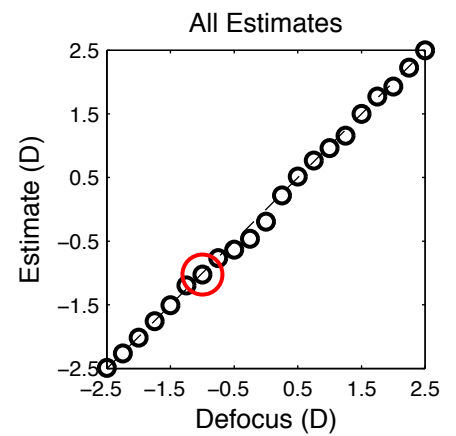
Estimate=-1.02D Err=-0.023D



Img=3609, RMS=0.46



$\Delta D = 0.00$






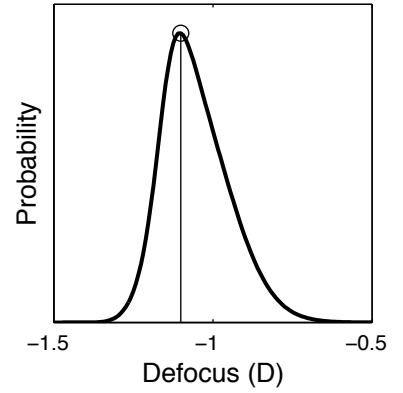
$\Delta D = -1.00$



$\Delta D = -1.00$ , RMS=0.72

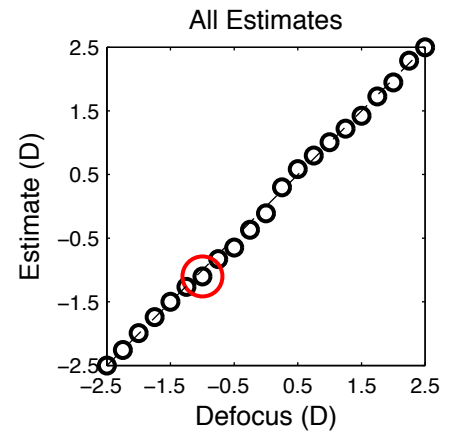



Estimate=-1.10D Err=-0.102D



Img=3765, RMS=0.77


$\Delta D = 0.00$



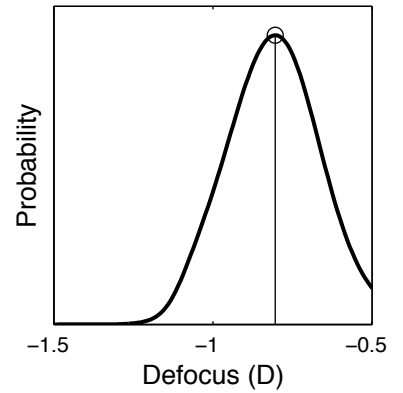
$\Delta D = -1.00$



$\Delta D = -1.00$ , RMS=0.57

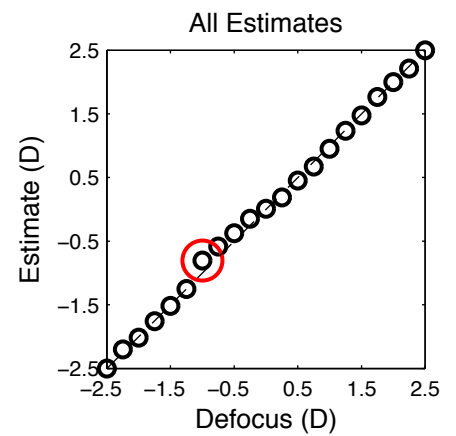



Estimate=-0.80D Err=0.195D



Img=3940, RMS=0.61


$\Delta D = 0.00$



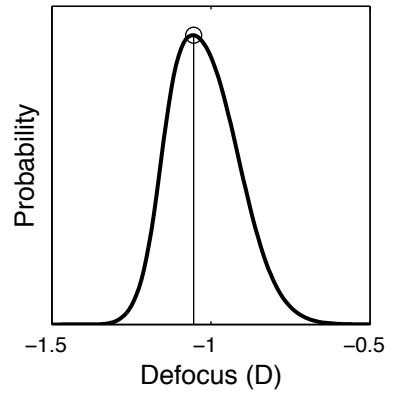
$\Delta D = -1.00$




$\Delta D = -1.00$ , RMS=0.68



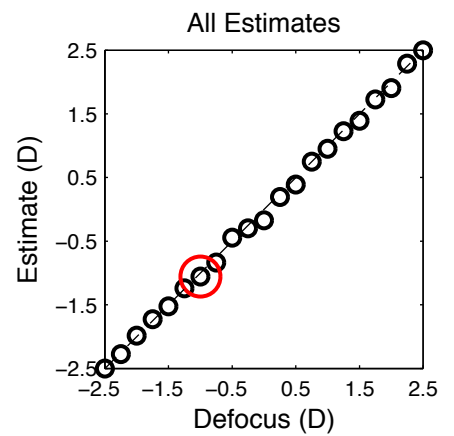

Estimate=-1.05D Err=-0.055D



Img=3977, RMS=0.71



$\Delta D = 0.00$





$\Delta D = -1.00$



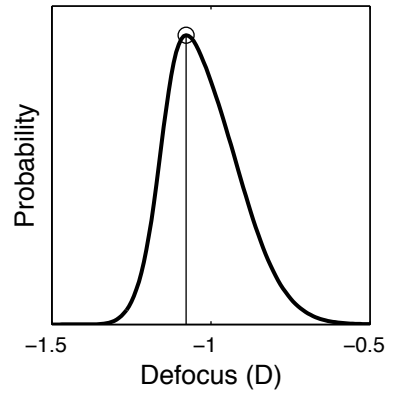
$\Delta D = -1.00$ , RMS=1.53



128 pix

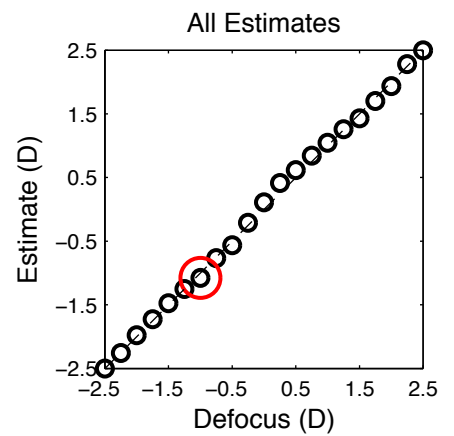

128 pix

Estimate=-1.08D Err=-0.078D



Img=3652, RMS=1.67


$\Delta D = 0.00$



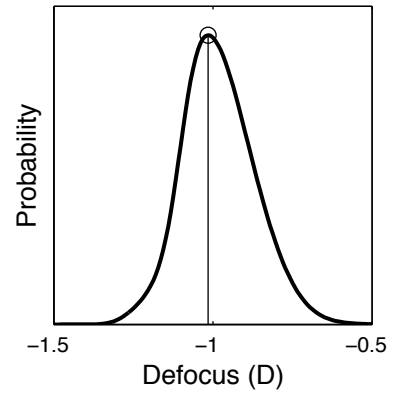
$\Delta D = -1.00$




$\Delta D = -1.00$ , RMS=0.49



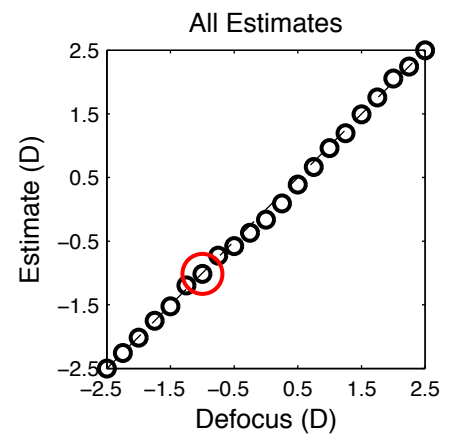
Estimate=-1.02D Err=-0.016D



Img=3679, RMS=0.50




$\Delta D = 0.00$



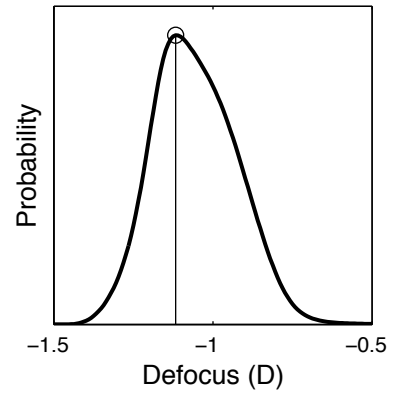
$\Delta D = -1.00$




$\Delta D = -1.00$ , RMS=1.09



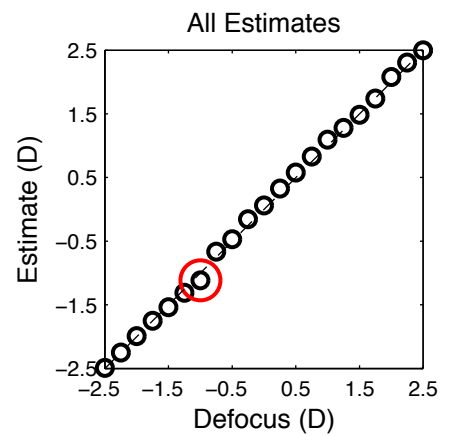
Estimate=-1.12D Err=-0.117D



Img=3686, RMS=1.12



$\Delta D = 0.00$






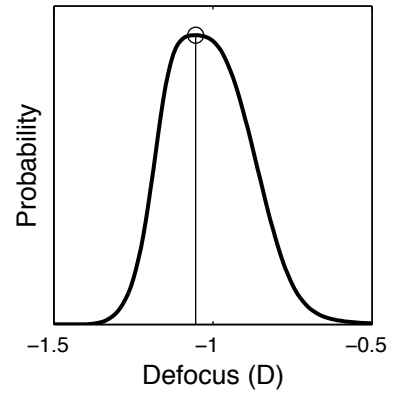
$\Delta D = -1.00$



$\Delta D = -1.00$ , RMS=0.62

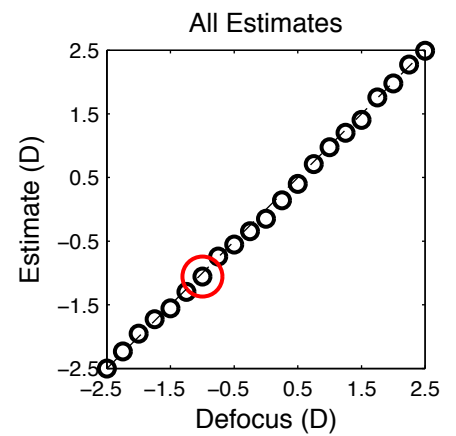



Estimate=-1.05D Err=-0.055D



Img=3940, RMS=0.65


$\Delta D = 0.00$



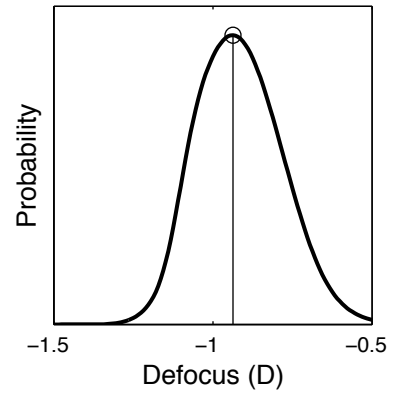
$\Delta D = -1.00$



$\Delta D = -1.00$ , RMS=0.47



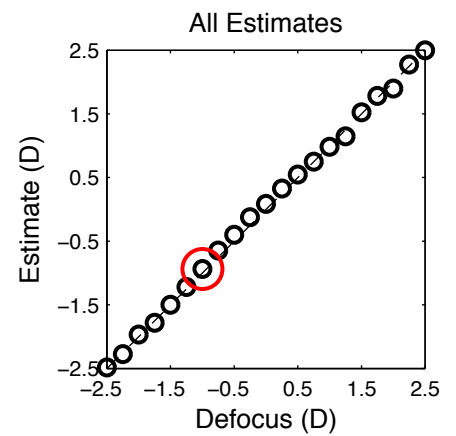
Estimate=-0.94D Err=0.062D



Img=3585, RMS=0.49




$\Delta D = 0.00$



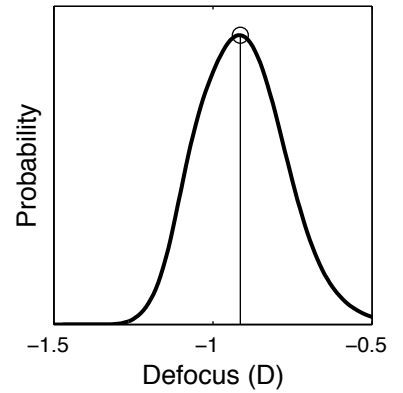
$\Delta D = -1.00$




$\Delta D = -1.00$ , RMS=1.27



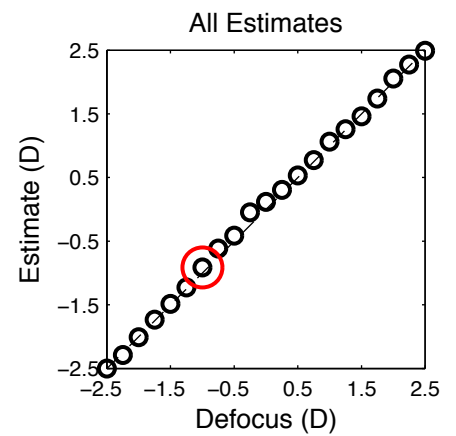
Estimate=-0.91D Err=0.086D



Img=3638, RMS=1.30



$\Delta D = 0.00$






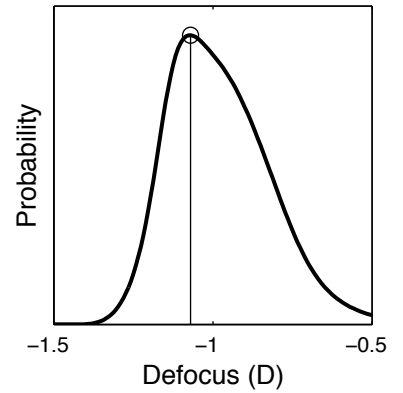
$\Delta D = -1.00$




$\Delta D = -1.00$ , RMS=0.48



Estimate=-1.07D Err=-0.070D



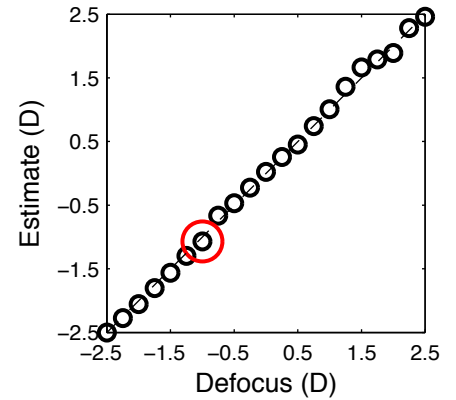
Img=3893, RMS=0.50



$\Delta D = 0.00$




All Estimates



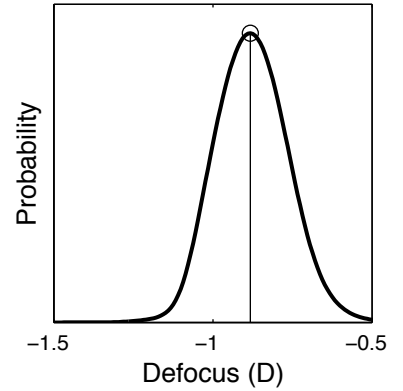
$\Delta D = -1.00$




$\Delta D = -1.00$ , RMS=0.80



Estimate=-0.88D Err=0.117D



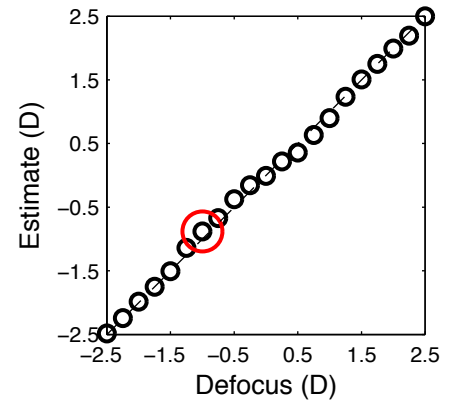
Img=3675, RMS=0.86



$\Delta D = 0.00$




All Estimates



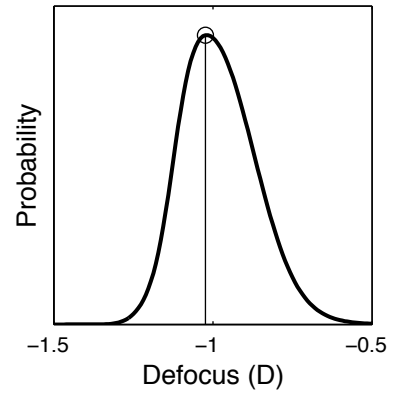
$\Delta D = -1.00$



$\Delta D = -1.00$ , RMS=0.47

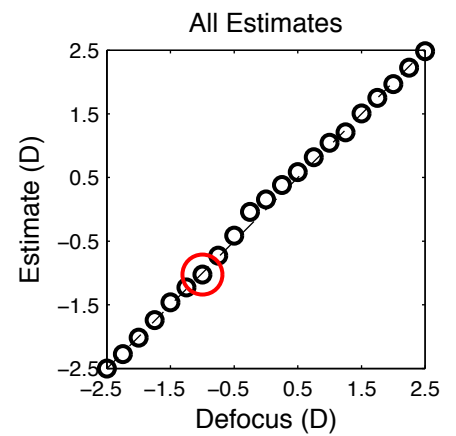



Estimate=-1.02D Err=-0.023D



Img=3915, RMS=0.48

$\Delta D = 0.00$






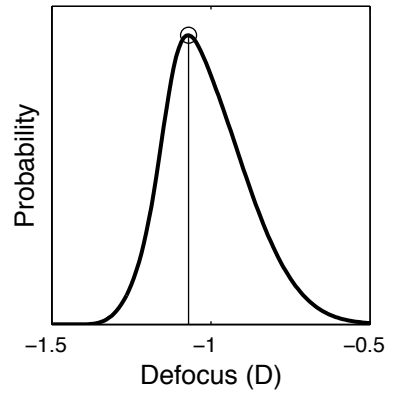
$\Delta D = -1.00$




$\Delta D = -1.00$ , RMS=1.40



Estimate=-1.07D Err=-0.070D



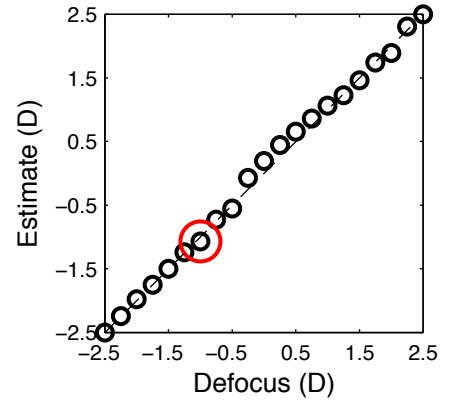
Img=3652, RMS=1.45



$\Delta D = 0.00$




All Estimates



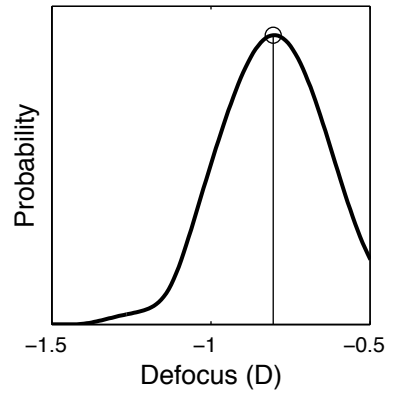
$\Delta D = -1.00$




$\Delta D = -1.00$ , RMS=0.72



Estimate=-0.80D Err=0.195D



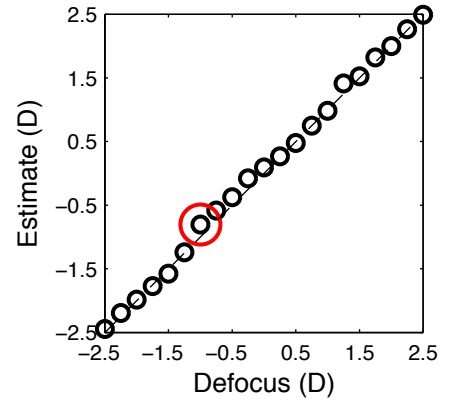
Img=3937, RMS=0.73



$\Delta D = 0.00$




All Estimates



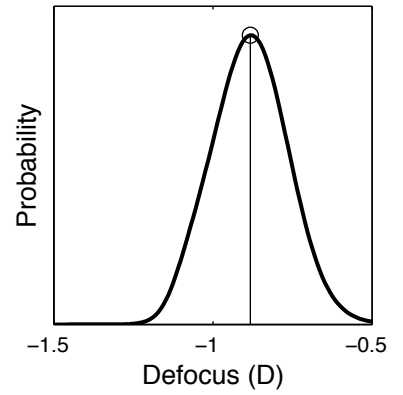
$\Delta D = -1.00$



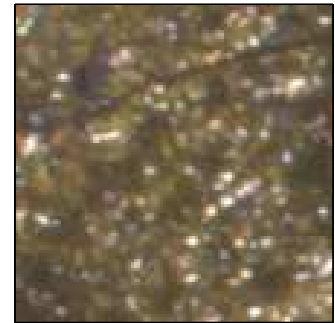
$\Delta D = -1.00$ , RMS=0.82



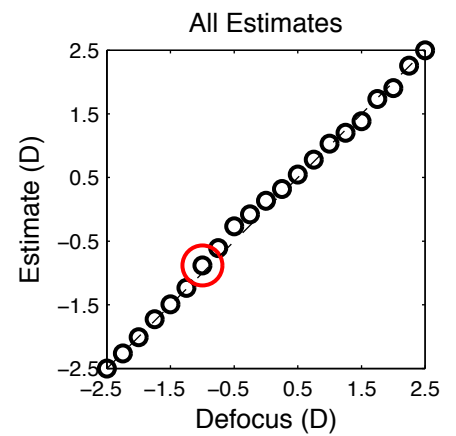
Estimate=-0.88D Err=0.117D



Img=358, RMS=0.94



$\Delta D = 0.00$






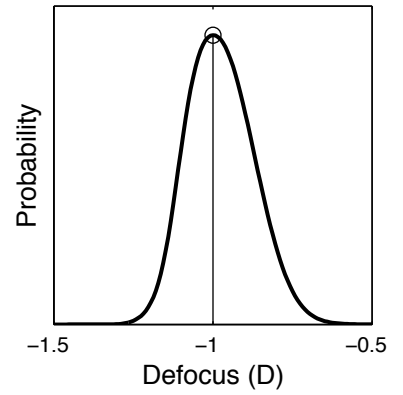
$\Delta D = -1.00$



$\Delta D = -1.00$ , RMS=0.64

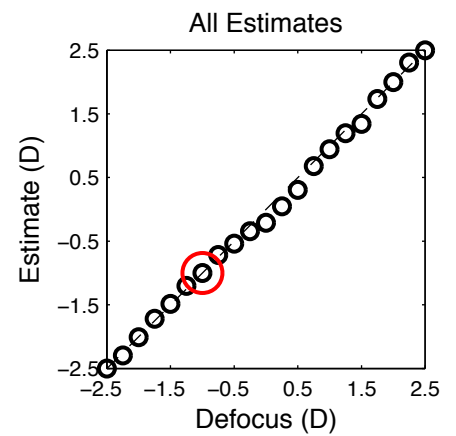



Estimate=-1.00D Err=0.000D



Img=3860, RMS=0.69


$\Delta D = 0.00$



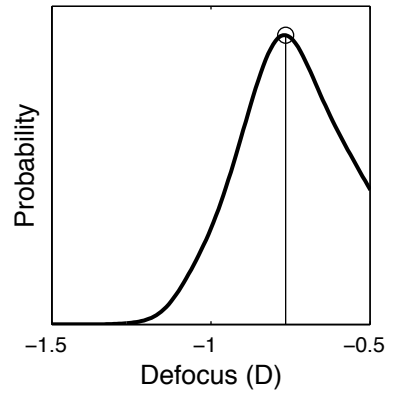
$\Delta D = -1.00$



$\Delta D = -1.00$ , RMS=0.45



Estimate=-0.77D Err=0.234D



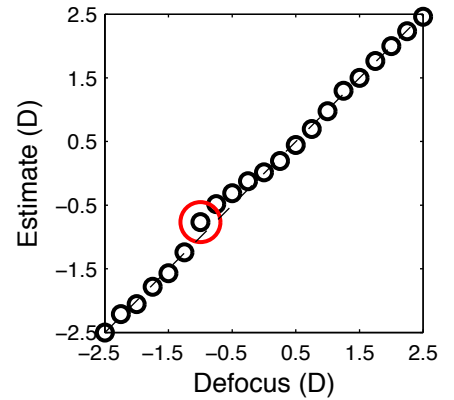
Img=3634, RMS=0.45



$\Delta D = 0.00$




All Estimates



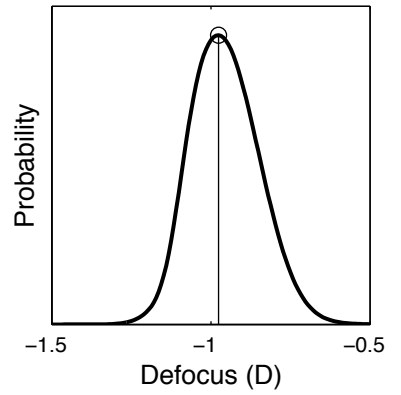
$\Delta D = -1.00$




$\Delta D = -1.00$ , RMS=0.89



Estimate=-0.98D Err=0.023D



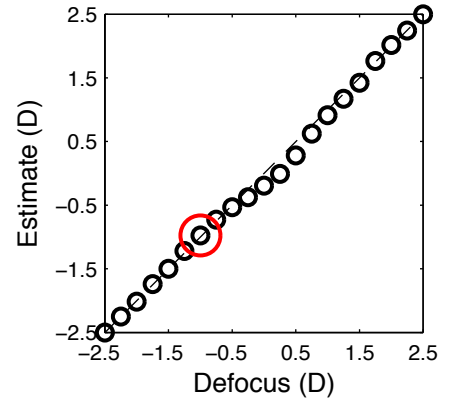
Img=3870, RMS=0.95



$\Delta D = 0.00$



All Estimates






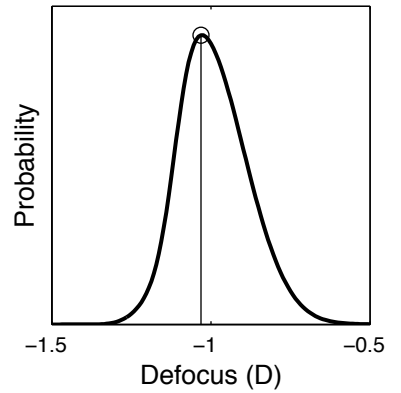
$\Delta D = -1.00$




$\Delta D = -1.00$ , RMS=0.69



Estimate=-1.03D Err=-0.031D



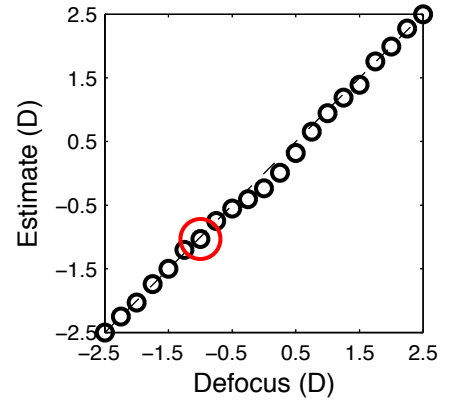
Img=3870, RMS=0.73



$\Delta D = 0.00$




All Estimates



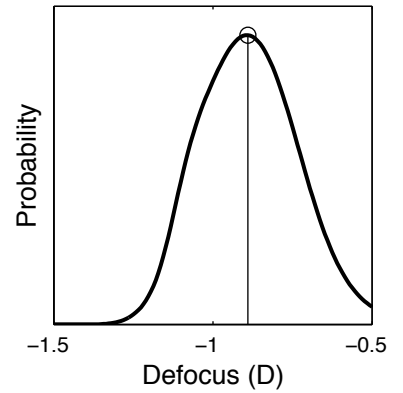
$\Delta D = -1.00$




$\Delta D = -1.00$ , RMS=1.10



Estimate=-0.89D Err=0.109D



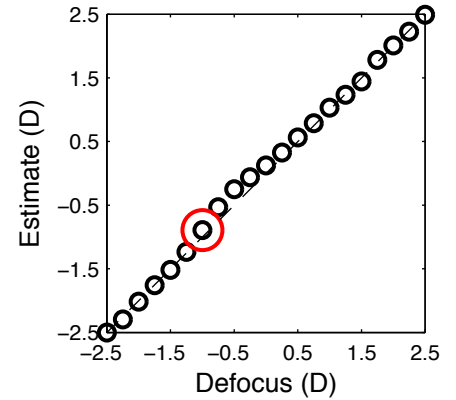
Img=3875, RMS=1.11



$\Delta D = 0.00$




All Estimates



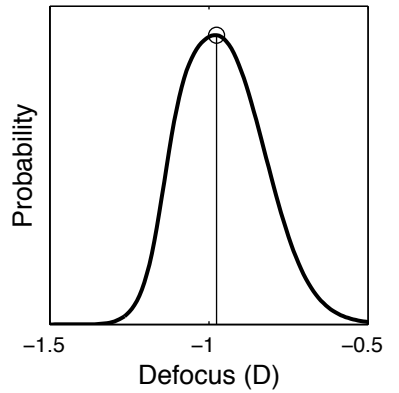
$\Delta D = -1.00$



$\Delta D = -1.00, \text{RMS} = 0.79$

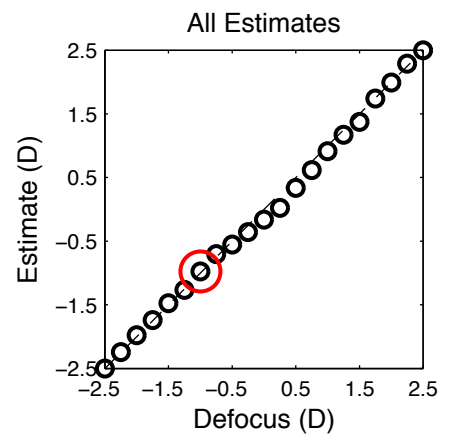



Estimate =  $-0.98D$  Err =  $0.023D$



Img = 3915, RMS = 0.83

$\Delta D = 0.00$






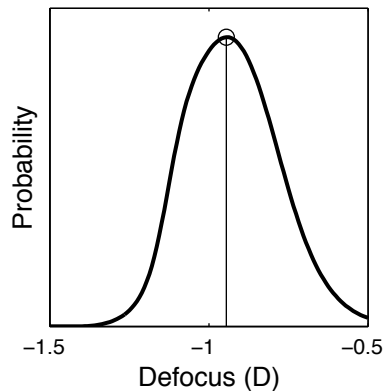
$\Delta D = -1.00$



$\Delta D = -1.00$ , RMS=0.68

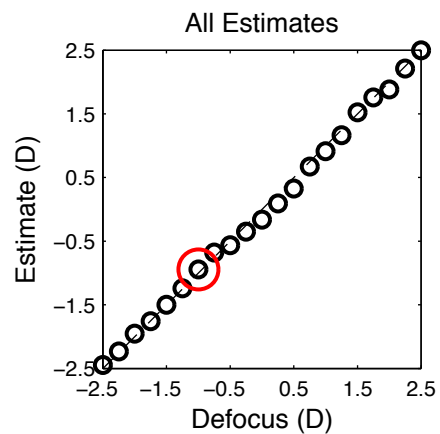



Estimate=-0.95D Err=0.055D



Img=3954, RMS=0.72


$\Delta D = 0.00$



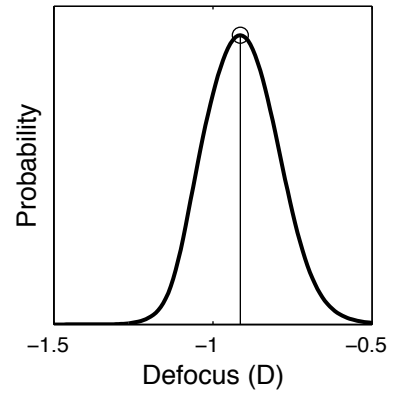
$\Delta D = -1.00$




$\Delta D = -1.00$ ,  $RMS = 0.49$



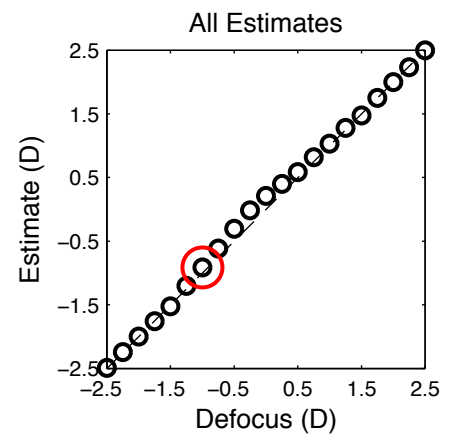
Estimate =  $-0.91D$  Err =  $0.086D$



Img = 3607,  $RMS = 0.52$




$\Delta D = 0.00$



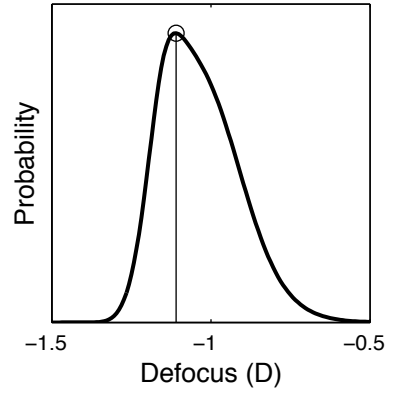
$\Delta D = -1.00$



$\Delta D = -1.00$ , RMS=0.50

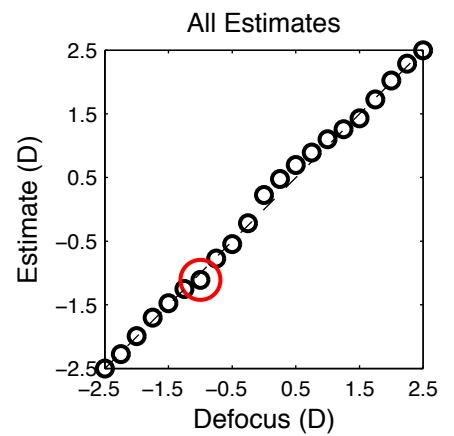



Estimate=-1.11D Err=-0.109D



Img=3593, RMS=0.53

$\Delta D = 0.00$






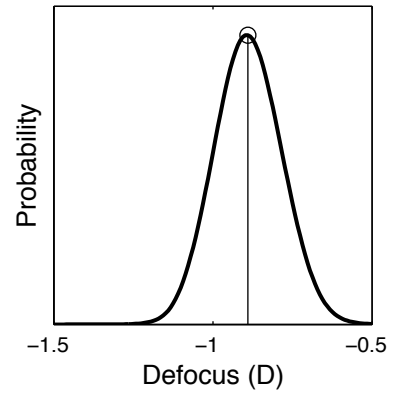
$\Delta D = -1.00$



$\Delta D = -1.00$ , RMS=0.46



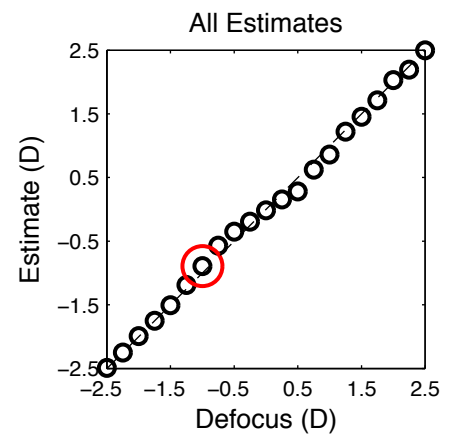
Estimate=-0.89D Err=0.109D



Img=3716, RMS=0.47




$\Delta D = 0.00$



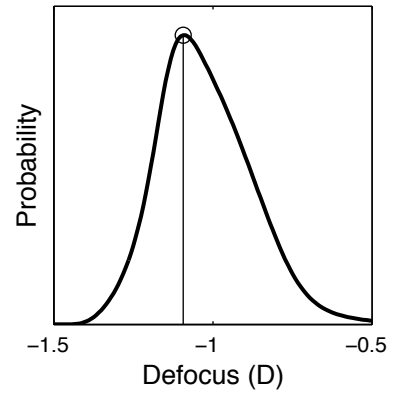
$\Delta D = -1.00$




$\Delta D = -1.00$ , RMS=0.86



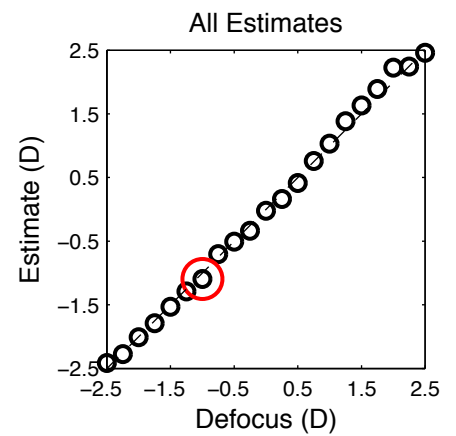
Estimate=-1.09D Err=-0.094D



Img=3961, RMS=0.89




$\Delta D = 0.00$



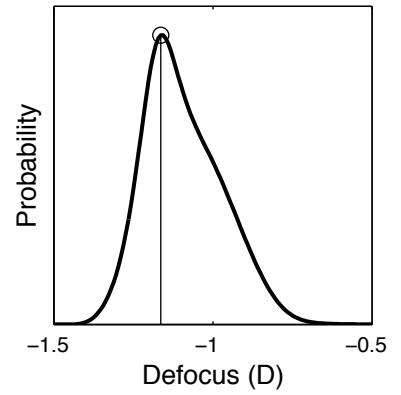
$\Delta D = -1.00$



$\Delta D = -1.00$ , RMS=0.51



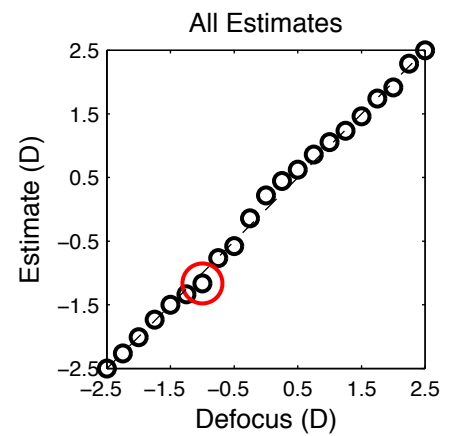

Estimate=-1.16D Err=-0.164D



Img=339, RMS=0.54



$\Delta D = 0.00$






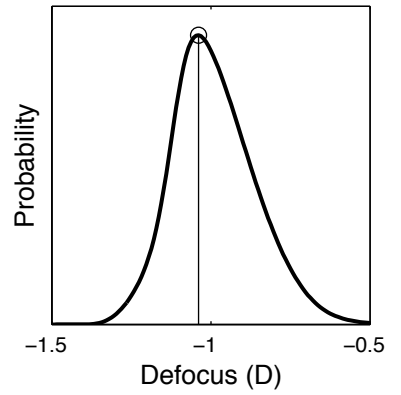
$\Delta D = -1.00$



$\Delta D = -1.00$ , RMS=0.43



Estimate=-1.04D Err=-0.039D



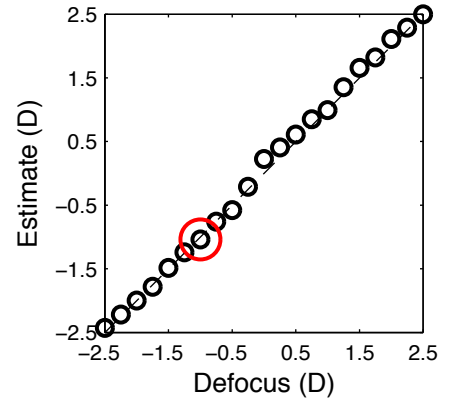
Img=335, RMS=0.45



$\Delta D = 0.00$




All Estimates



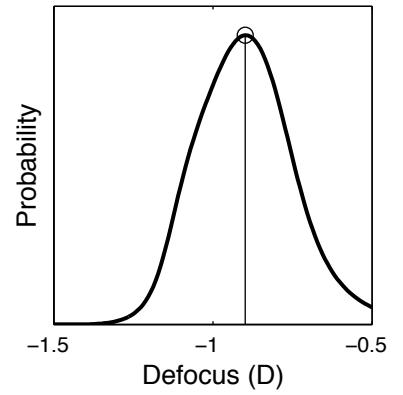
$\Delta D = -1.00$



$\Delta D = -1.00$ , RMS=0.47



Estimate=-0.90D Err=0.102D



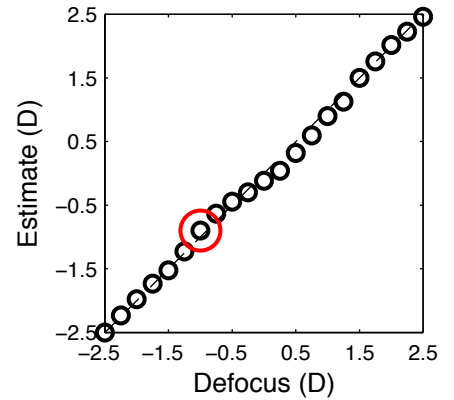
Img=341, RMS=0.50



$\Delta D = 0.00$




All Estimates



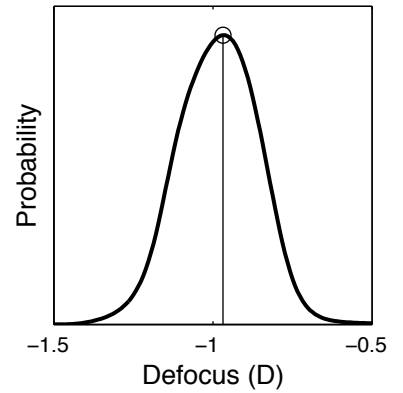
$\Delta D = -1.00$




$\Delta D = -1.00$ , RMS=0.52



Estimate=-0.97D Err=0.031D



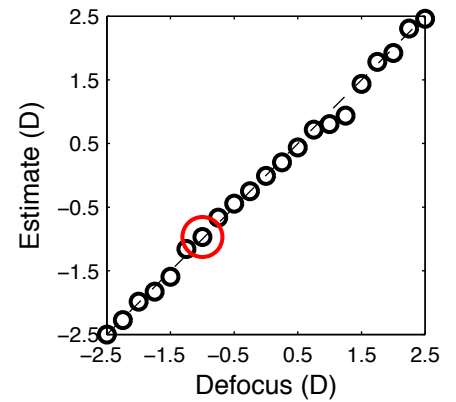
Img=366, RMS=0.53



$\Delta D = 0.00$



All Estimates






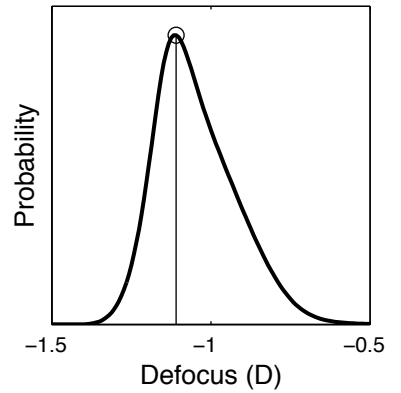
$\Delta D = -1.00$




$\Delta D = -1.00$ , RMS=0.73



Estimate=-1.11D Err=-0.109D



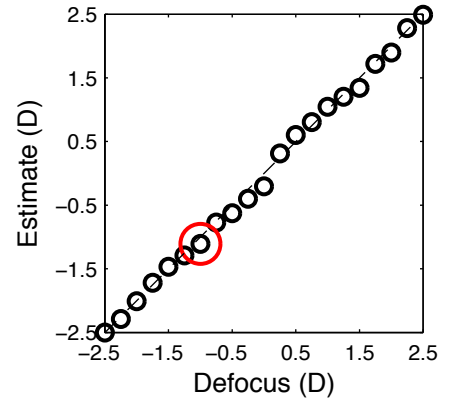
Img=1135, RMS=0.75



$\Delta D = 0.00$




All Estimates



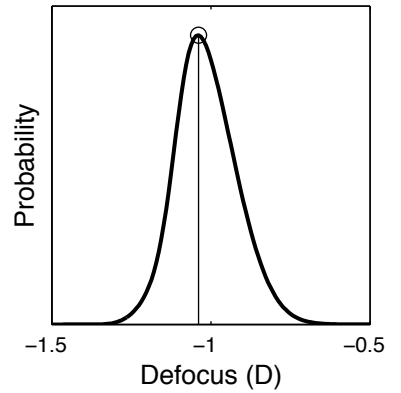
$\Delta D = -1.00$




$\Delta D = -1.00$ , RMS=0.55



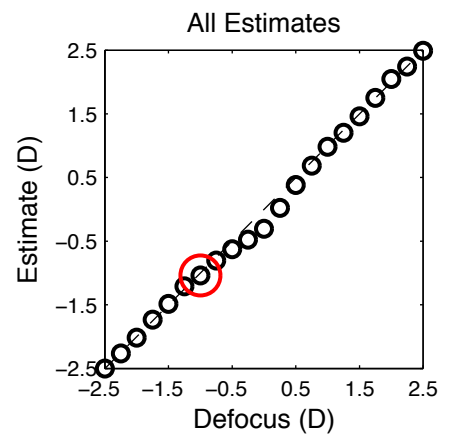
Estimate=-1.04D Err=-0.039D



Img=3609, RMS=0.56




$\Delta D = 0.00$



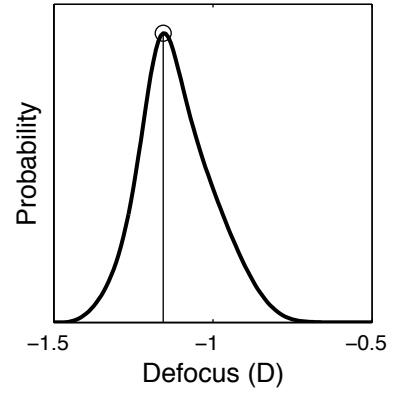
$\Delta D = -1.00$




$\Delta D = -1.00$ , RMS=0.58



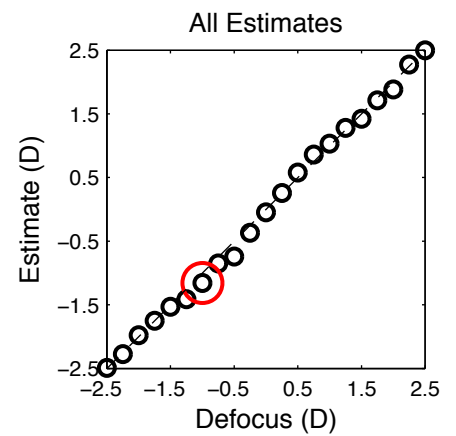
Estimate=-1.16D Err=-0.156D



Img=3948, RMS=0.59



$\Delta D = 0.00$






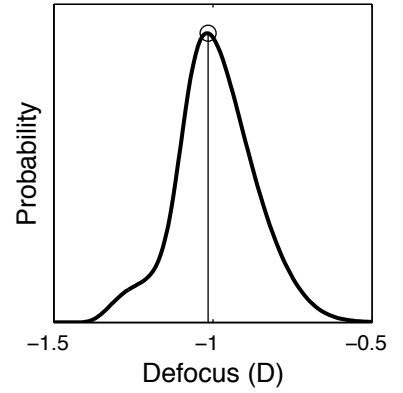
$\Delta D = -1.00$




$\Delta D = -1.00$ , RMS=0.60



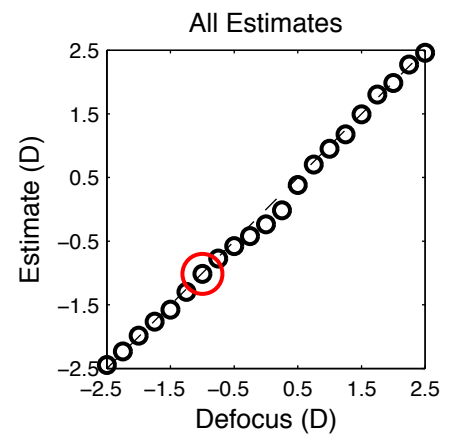
Estimate=-1.02D Err=-0.016D



Img=3875, RMS=0.62




$\Delta D = 0.00$



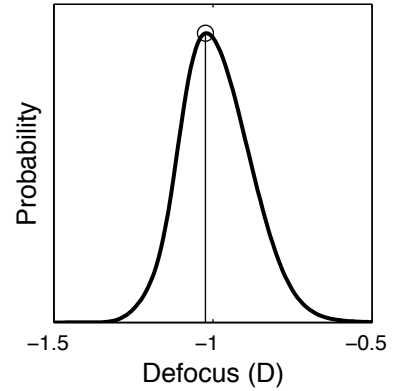
$\Delta D = -1.00$




$\Delta D = -1.00$ , RMS=0.55



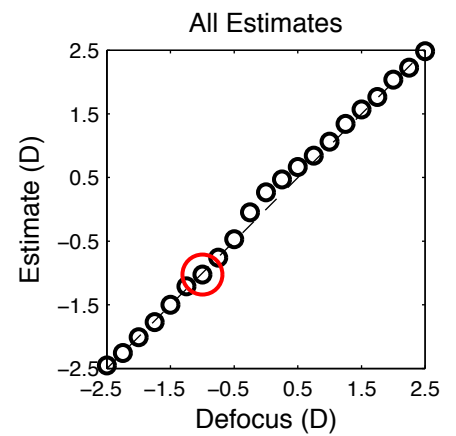
Estimate=-1.02D Err=-0.023D



Img=3588, RMS=0.58




$\Delta D = 0.00$



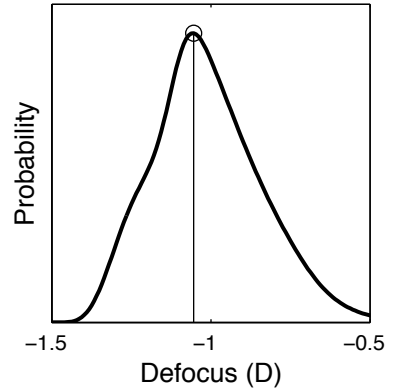
$\Delta D = -1.00$




$\Delta D = -1.00$ , RMS=0.90



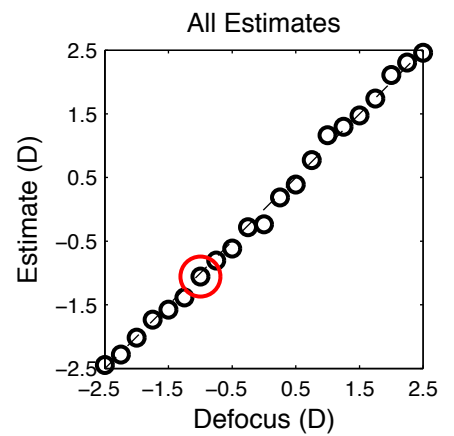
Estimate=-1.05D Err=-0.055D



Img=3498, RMS=0.91



$\Delta D = 0.00$






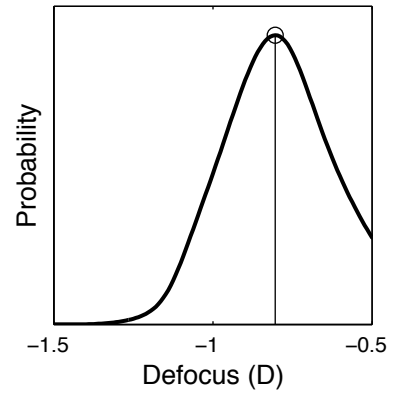
$\Delta D = -1.00$



$\Delta D = -1.00$ , RMS=0.59

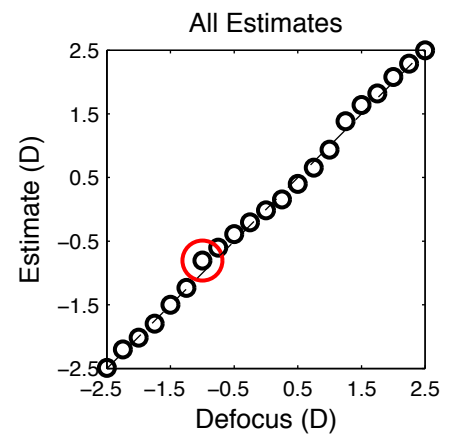


Estimate=-0.80D Err=0.195D



Img=3878, RMS=0.60


$\Delta D = 0.00$



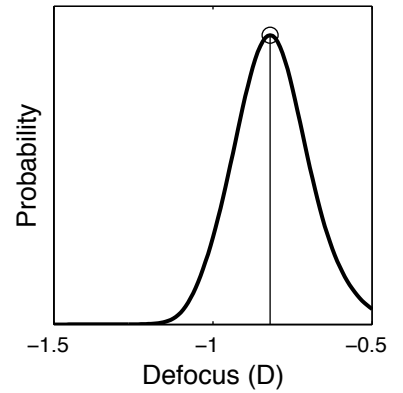
$\Delta D = -1.00$




$\Delta D = -1.00$ , RMS=0.87



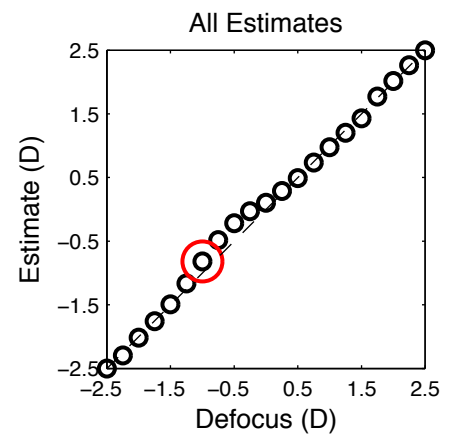

Estimate=-0.82D Err=0.180D



Img=358, RMS=0.97




$\Delta D = 0.00$






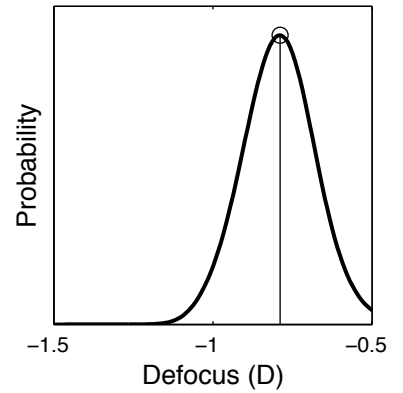
$\Delta D = -1.00$




$\Delta D = -1.00$ , RMS=0.69



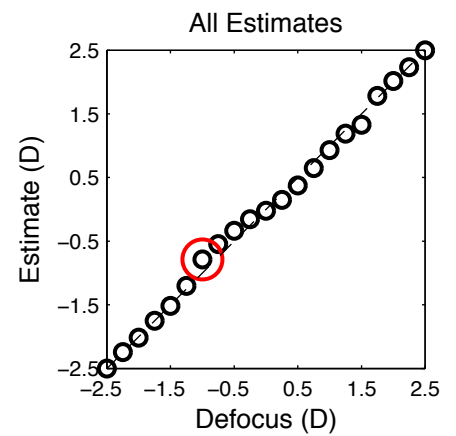

Estimate=-0.79D Err=0.211D



Img=358, RMS=0.78



$\Delta D = 0.00$






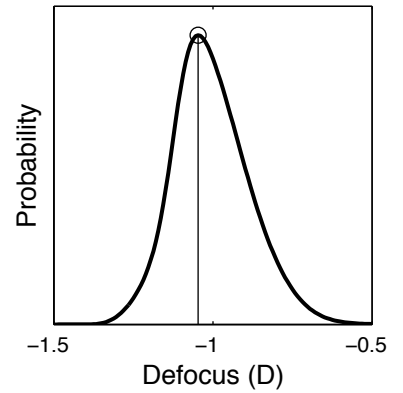
$\Delta D = -1.00$




$\Delta D = -1.00$ , RMS=0.99



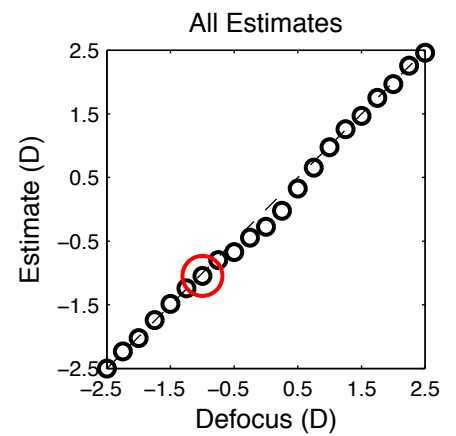

Estimate=-1.05D Err=-0.047D



Img=3739, RMS=1.04




$\Delta D = 0.00$



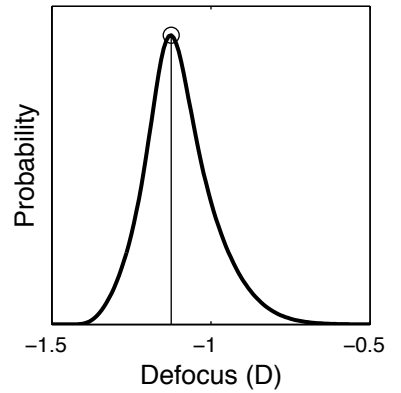
$\Delta D = -1.00$



$\Delta D = -1.00$ , RMS=0.65

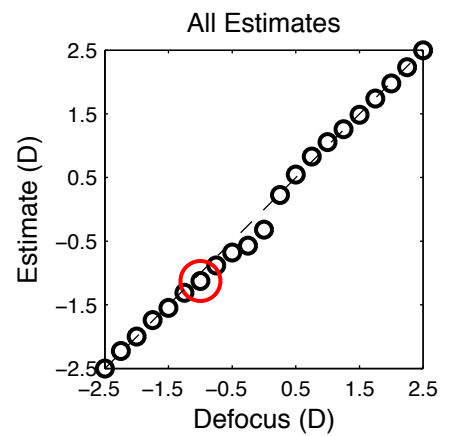



Estimate=-1.12D Err=-0.125D



Img=3601, RMS=0.68

$\Delta D = 0.00$






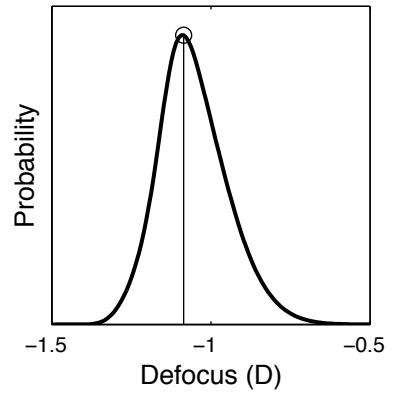
$\Delta D = -1.00$



$\Delta D = -1.00$ , RMS=0.76

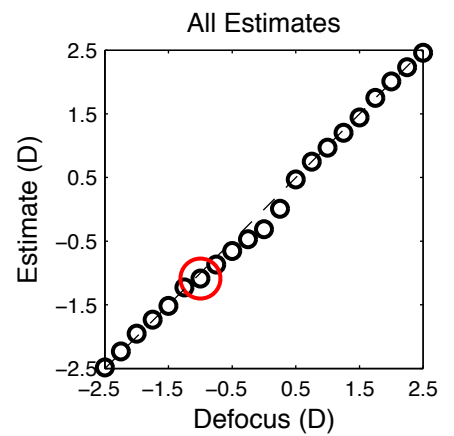



Estimate=-1.09D Err=-0.086D



Img=3620, RMS=0.79

$\Delta D = 0.00$






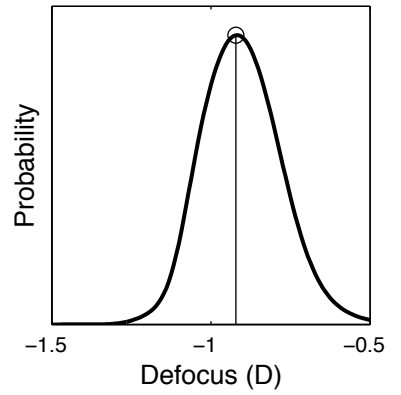
$\Delta D = -1.00$



$\Delta D = -1.00$ , RMS=0.33



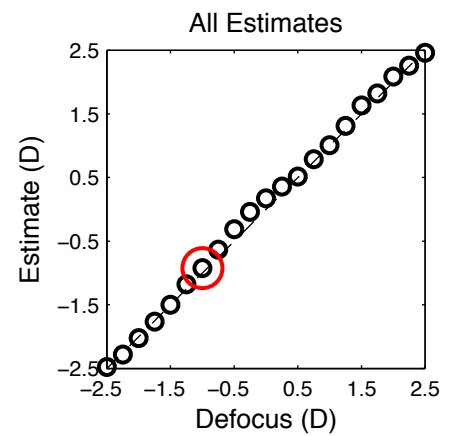
Estimate=-0.92D Err=0.078D



Img=3605, RMS=0.34



$\Delta D = 0.00$



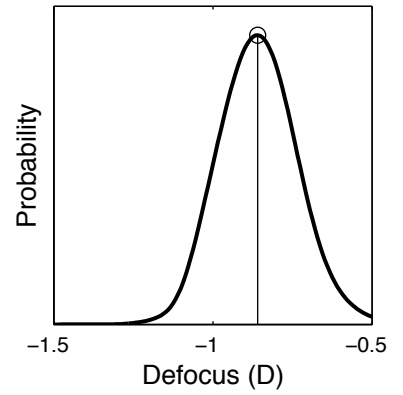
$\Delta D = -1.00$



$\Delta D = -1.00$ , RMS=0.51



Estimate=-0.86D Err=0.141D



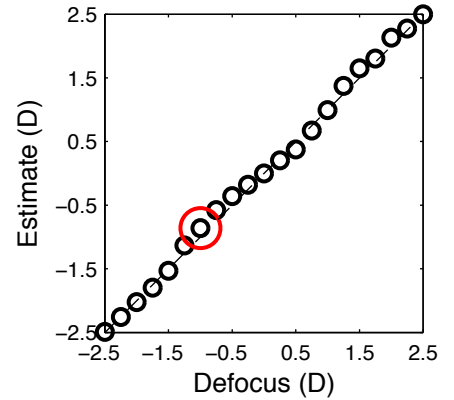
Img=3716, RMS=0.52



$\Delta D = 0.00$




All Estimates



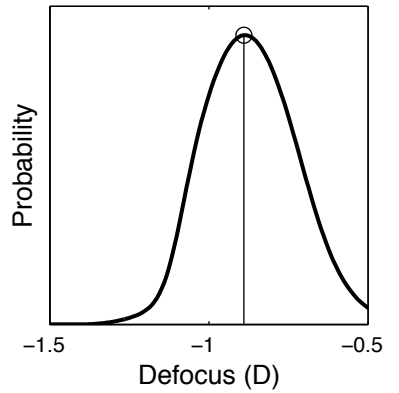
$\Delta D = -1.00$



$\Delta D = -1.00$ , RMS=0.59

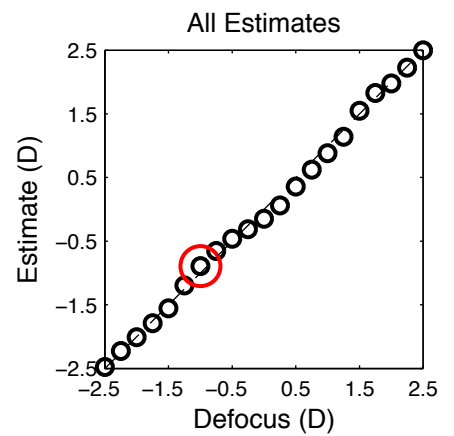



Estimate=-0.89D Err=0.109D



Img=343, RMS=0.63

$\Delta D = 0.00$






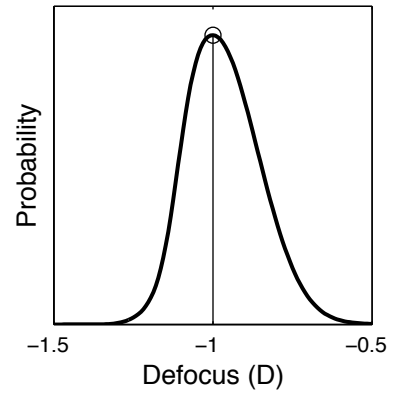
$\Delta D = -1.00$




$\Delta D = -1.00$ , RMS=0.54



Estimate=-1.00D Err=0.000D



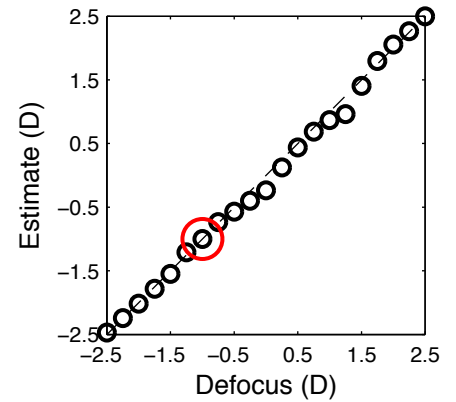
Img=3632, RMS=0.56



$\Delta D = 0.00$




All Estimates



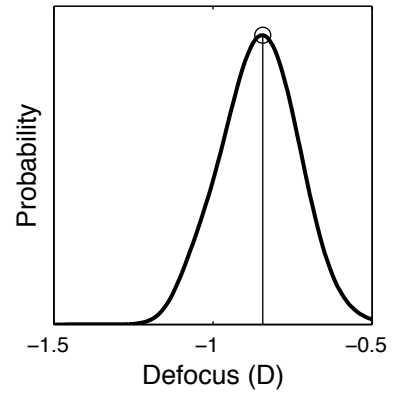
$\Delta D = -1.00$




$\Delta D = -1.00$ , RMS=0.48




Estimate=-0.84D Err=0.156D



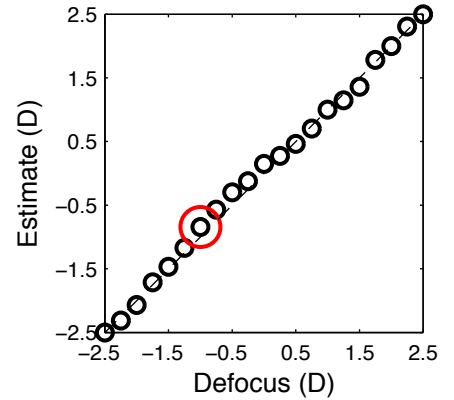
Img=3624, RMS=0.49



$\Delta D = 0.00$




All Estimates



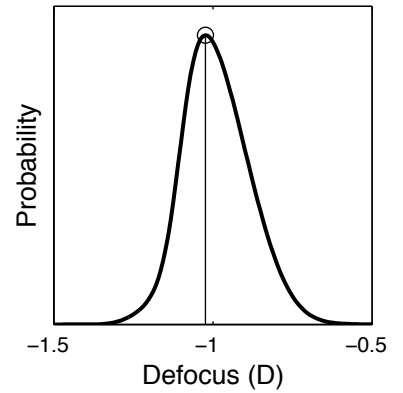
$\Delta D = -1.00$




$\Delta D = -1.00$ , RMS=0.44



Estimate=-1.02D Err=-0.023D



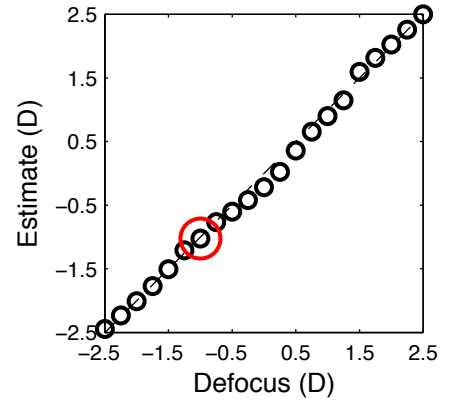
Img=3625, RMS=0.45



$\Delta D = 0.00$



All Estimates






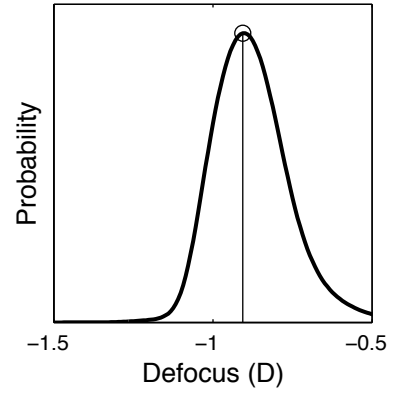
$\Delta D = -1.00$



$\Delta D = -1.00$ , RMS=0.57

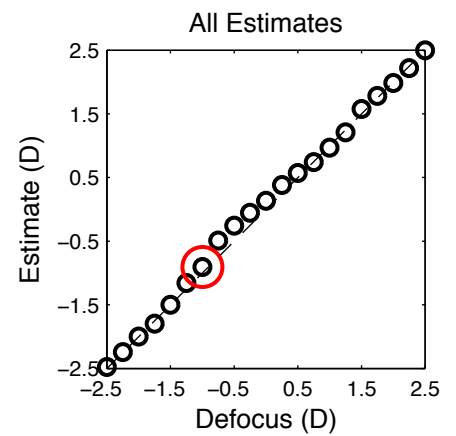



Estimate=-0.91D Err=0.094D



Img=3638, RMS=0.58


$\Delta D = 0.00$



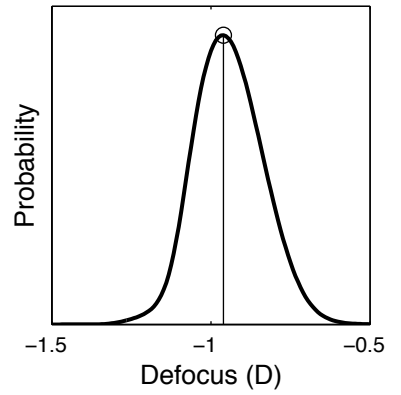
$\Delta D = -1.00$




$\Delta D = -1.00$ , RMS=0.54



Estimate=-0.96D Err=0.039D



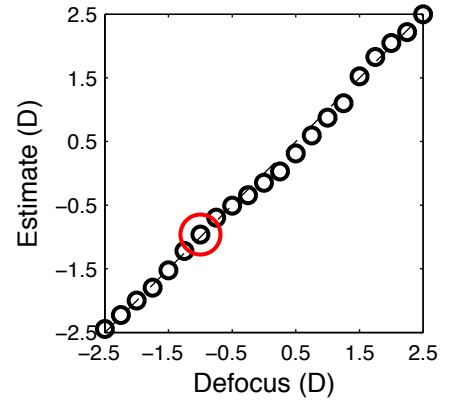
Img=3597, RMS=0.56



$\Delta D = 0.00$




All Estimates



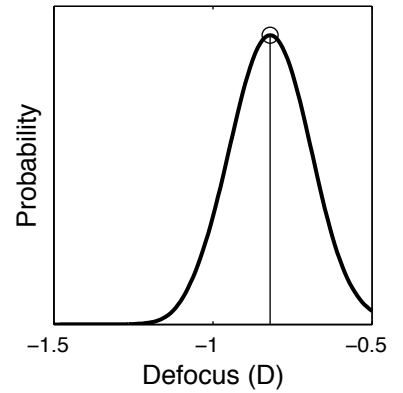
$\Delta D = -1.00$




$\Delta D = -1.00$ , RMS=1.00



Estimate=-0.82D Err=0.180D



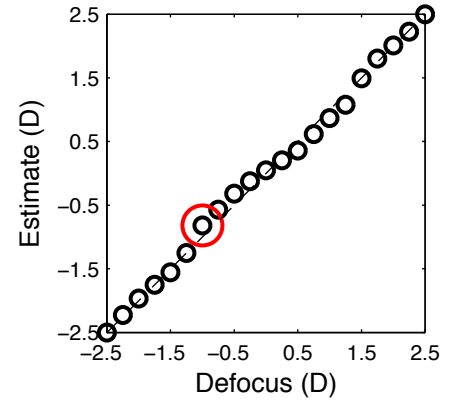
Img=3709, RMS=1.08



$\Delta D = 0.00$



All Estimates






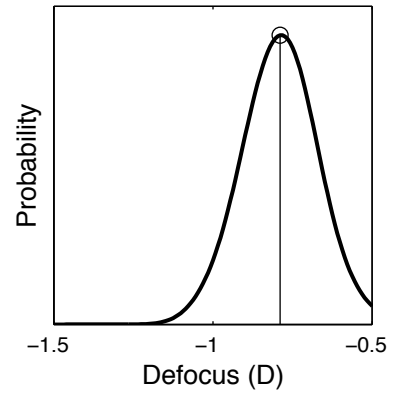
$\Delta D = -1.00$




$\Delta D = -1.00$ , RMS=0.35



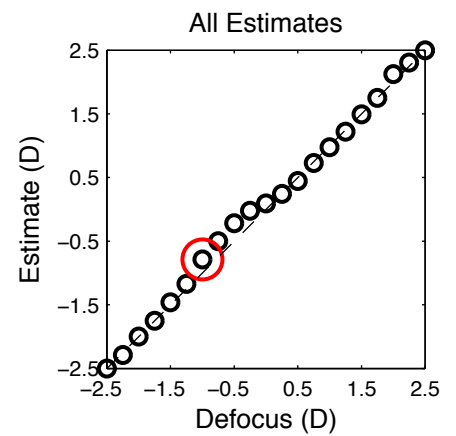

Estimate=-0.79D Err=0.211D



Img=3702, RMS=0.35




$\Delta D = 0.00$



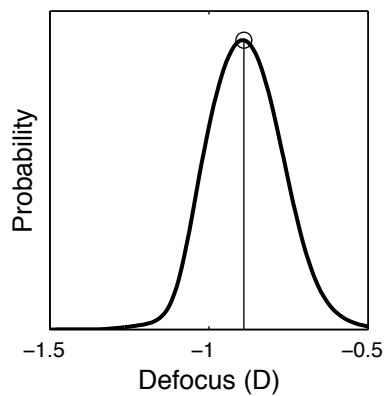
$\Delta D = -1.00$




$\Delta D = -1.00$ , RMS=0.45



Estimate=-0.89D Err=0.109D



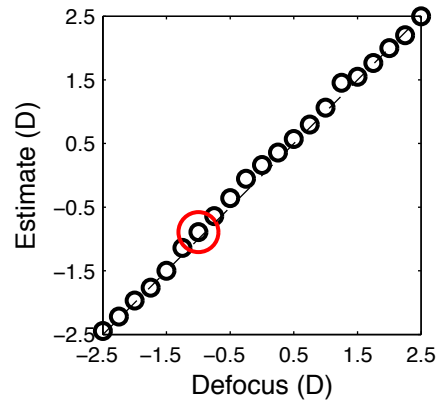
Img=3628, RMS=0.47



$\Delta D = 0.00$




All Estimates



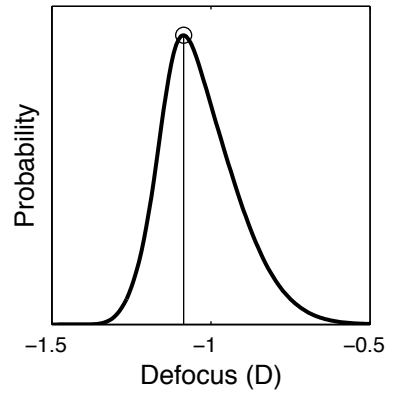
$\Delta D = -1.00$




$\Delta D = -1.00$ , RMS=1.31



Estimate=-1.09D Err=-0.086D



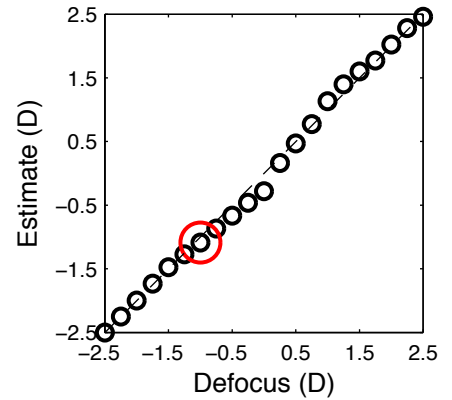
Img=3636, RMS=1.37



$\Delta D = 0.00$



All Estimates






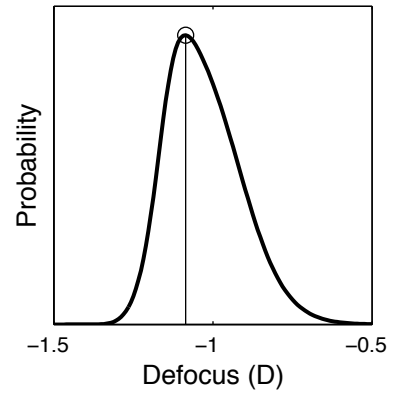
$\Delta D = -1.00$




$\Delta D = -1.00$ , RMS=0.66



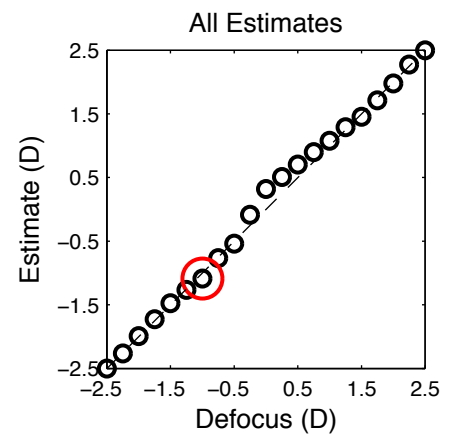
Estimate=-1.09D Err=-0.086D



Img=3860, RMS=0.70




$\Delta D = 0.00$



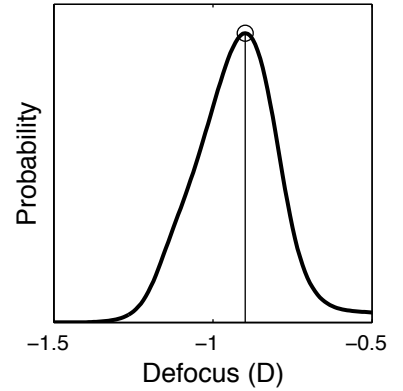
$\Delta D = -1.00$



$\Delta D = -1.00$ , RMS=0.31

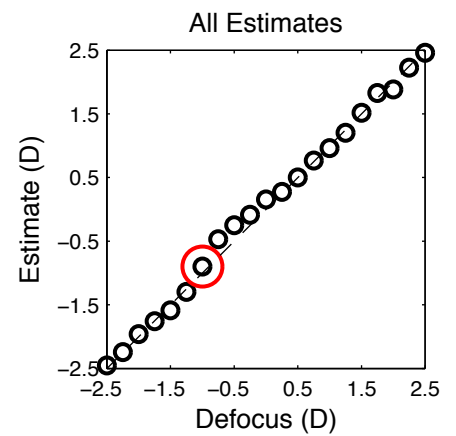



Estimate=-0.90D Err=0.102D



Img=3900, RMS=0.32


$\Delta D = 0.00$



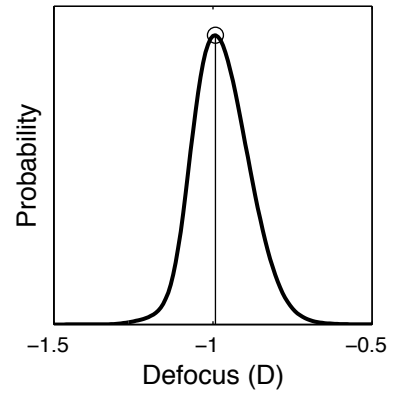
$\Delta D = -1.00$




$\Delta D = -1.00$ , RMS=0.89




Estimate=-0.99D Err=0.008D



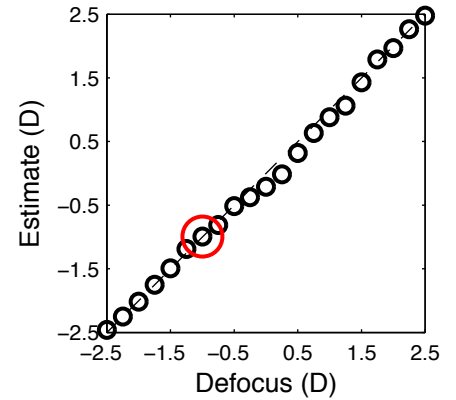
Img=3657, RMS=0.93



$\Delta D = 0.00$



All Estimates






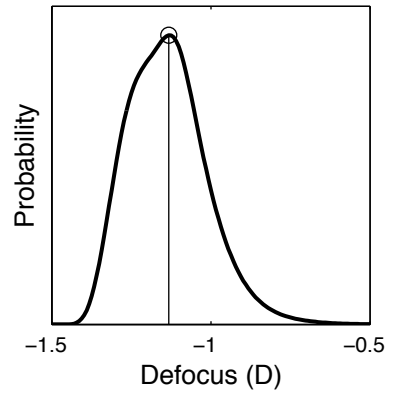
$\Delta D = -1.00$




$\Delta D = -1.00$ , RMS=1.07



Estimate=-1.13D Err=-0.133D



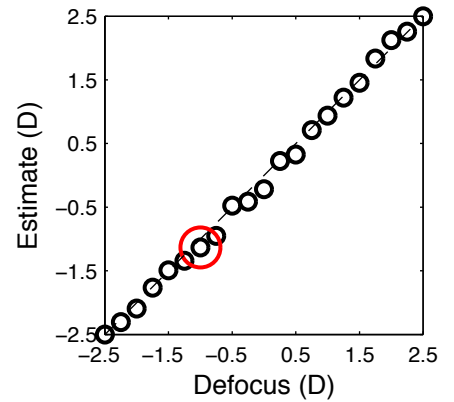
Img=3675, RMS=1.08



$\Delta D = 0.00$




All Estimates



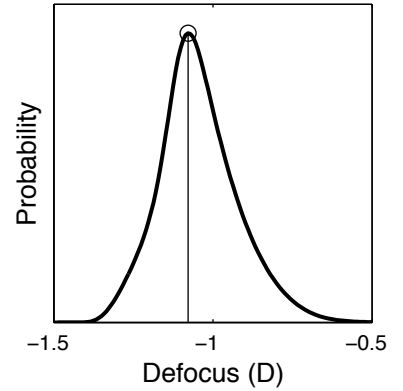
$\Delta D = -1.00$




$\Delta D = -1.00$ , RMS=0.60



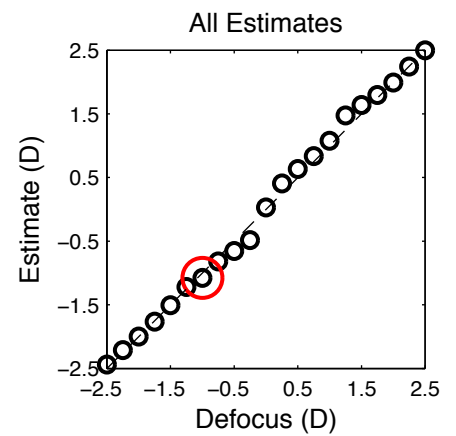

Estimate=-1.08D Err=-0.078D



Img=3502, RMS=0.61




$\Delta D = 0.00$



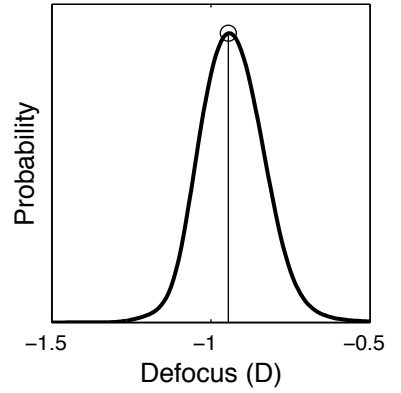
$\Delta D = -1.00$




$\Delta D = -1.00$ , RMS=1.15



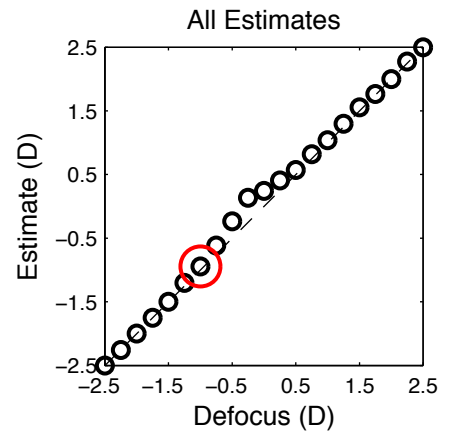
Estimate=-0.95D Err=0.055D



Img=3632, RMS=1.23



$\Delta D = 0.00$






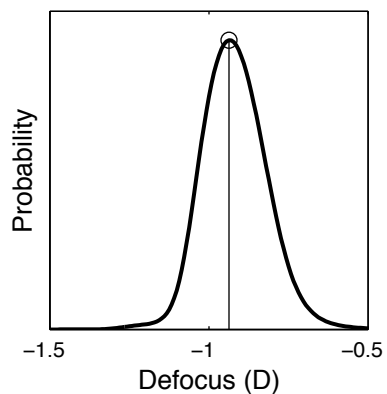
$\Delta D = -1.00$




$\Delta D = -1.00$ , RMS=0.75



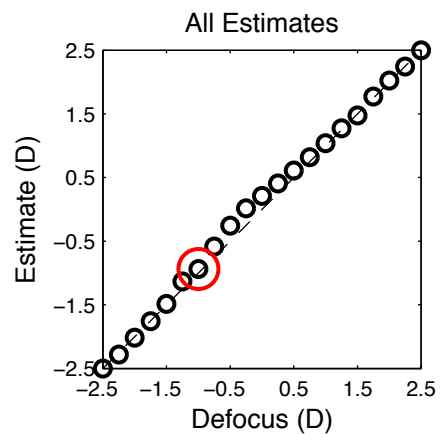
Estimate=-0.94D Err=0.062D



Img=3931, RMS=0.80




$\Delta D = 0.00$



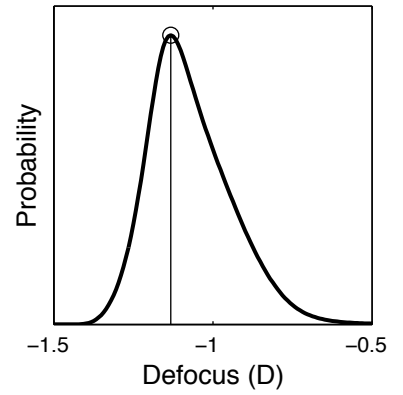
$\Delta D = -1.00$



$\Delta D = -1.00$ , RMS=0.82

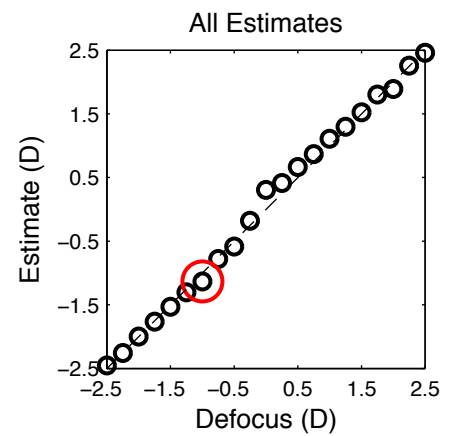



Estimate=-1.13D Err=-0.133D




Img=3951, RMS=0.86


$\Delta D = 0.00$



$\Delta D=1.00$



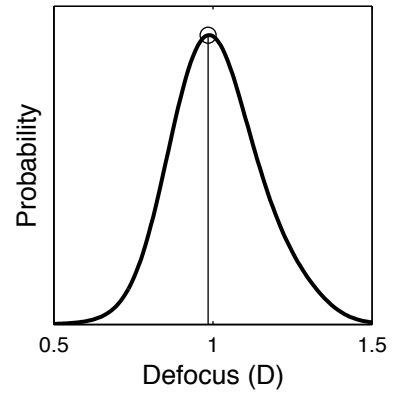
$\Delta D=1.00, \text{RMS}=1.46$



128 pix

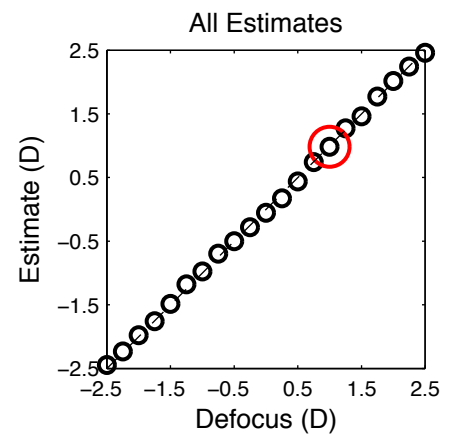

128 pix

Estimate=0.98D Err=-0.016D



Img=3498, RMS=1.62

$\Delta D=0.00$






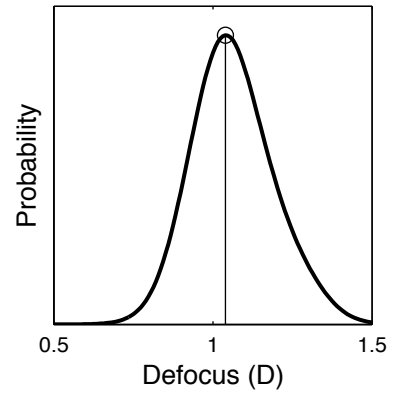
$\Delta D=1.00$




$\Delta D=1.00$ , RMS=0.58



Estimate=1.04D Err=0.039D



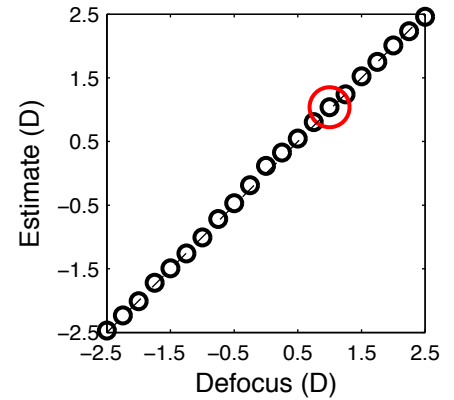
Img=3588, RMS=0.59



$\Delta D=0.00$




All Estimates



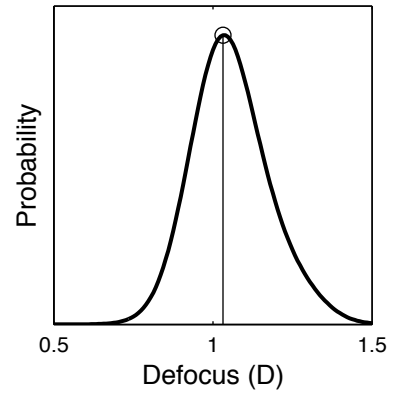
$\Delta D=1.00$



$\Delta D=1.00, \text{RMS}=0.50$



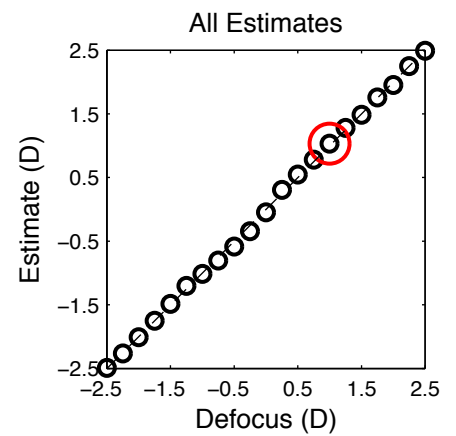
Estimate=1.03D Err=0.031D



Img=3597, RMS=0.54




$\Delta D=0.00$



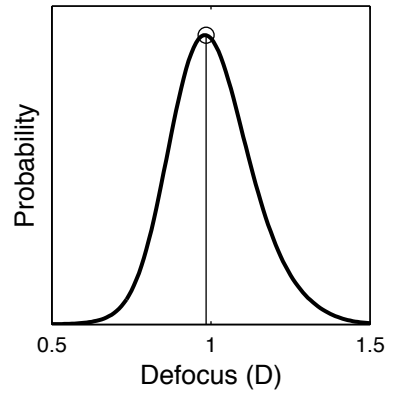
$\Delta D=1.00$



$\Delta D=1.00, \text{RMS}=0.85$



Estimate=0.98D Err=-0.016D

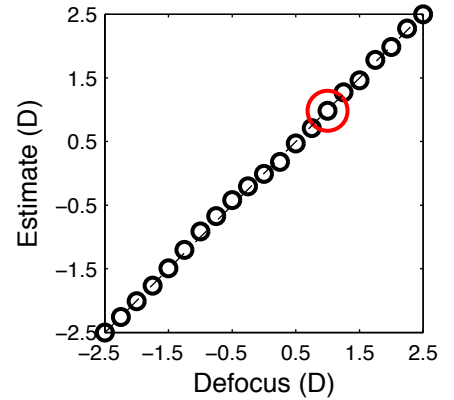


Img=3893, RMS=0.92

$\Delta D=0.00$



All Estimates






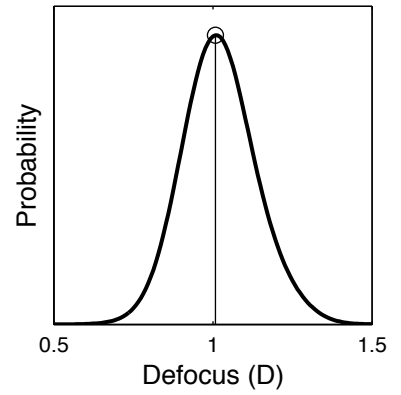
$\Delta D=1.00$




$\Delta D=1.00$ , RMS=0.98



Estimate=1.01D Err=0.008D



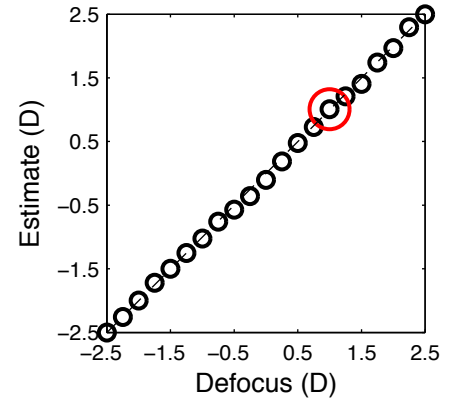
Img=3659, RMS=1.06



$\Delta D=0.00$




All Estimates



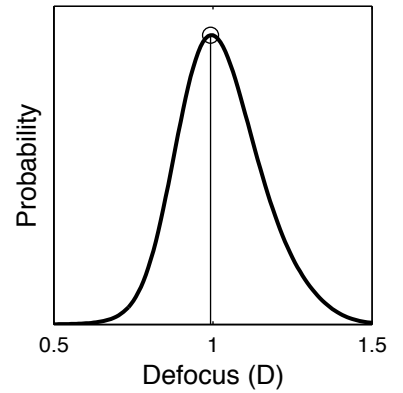
$\Delta D=1.00$



$\Delta D=1.00, \text{RMS}=0.46$



Estimate=0.99D Err=-0.008D



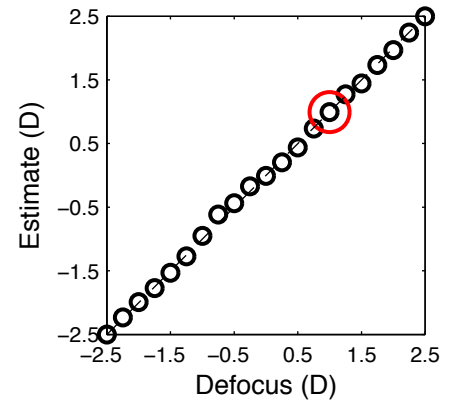
Img=3634, RMS=0.48



$\Delta D=0.00$




All Estimates



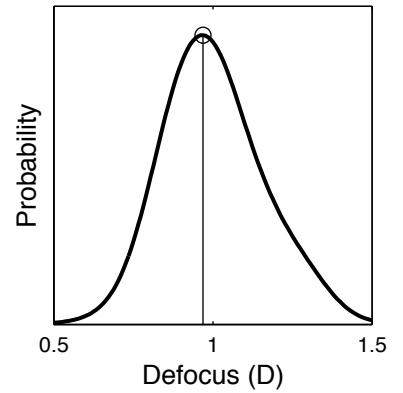
$\Delta D=1.00$



$\Delta D=1.00, \text{RMS}=1.22$

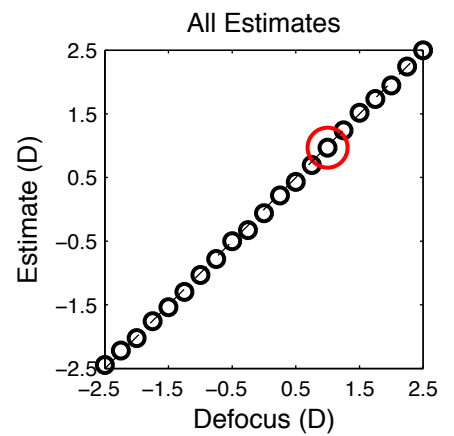



Estimate=0.97D Err=-0.031D



Img=3686, RMS=1.30

$\Delta D=0.00$






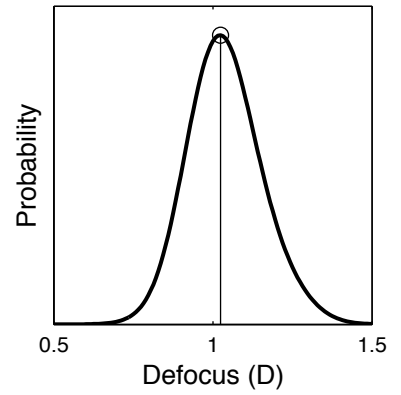
$\Delta D=1.00$



$\Delta D=1.00, \text{RMS}=0.55$

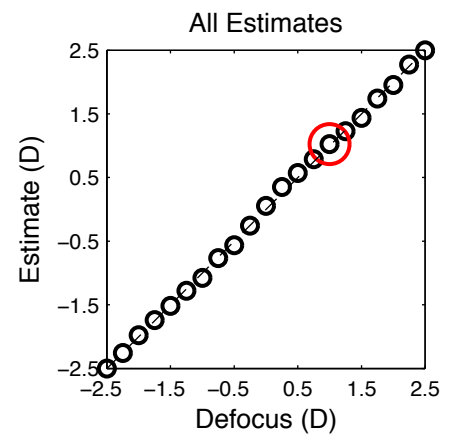


Estimate=1.02D Err=0.023D




Img=3709, RMS=0.58


$\Delta D=0.00$



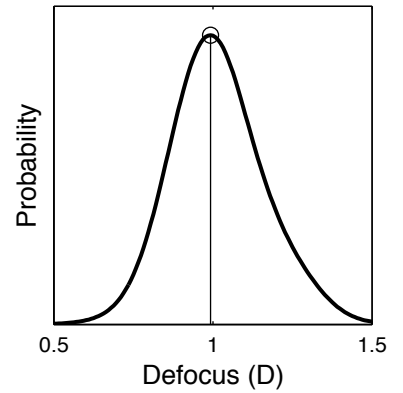
$\Delta D=1.00$




$\Delta D=1.00$ , RMS=0.86




Estimate=0.99D Err=-0.008D



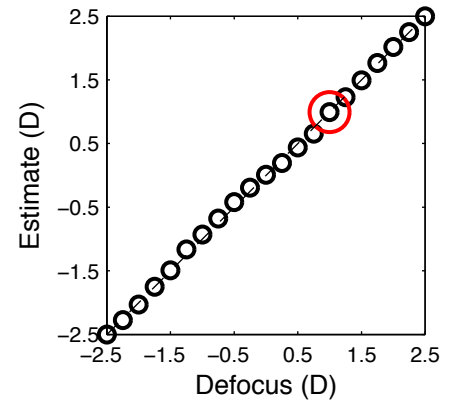
Img=3739, RMS=0.93



$\Delta D=0.00$




All Estimates



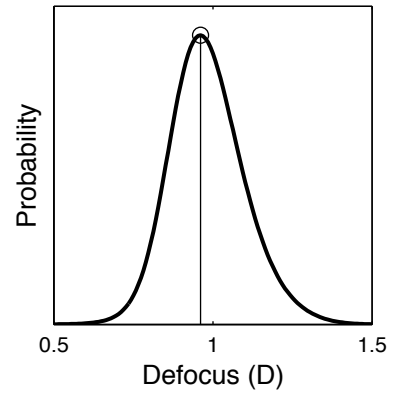
$\Delta D=1.00$



$\Delta D=1.00, \text{RMS}=0.46$

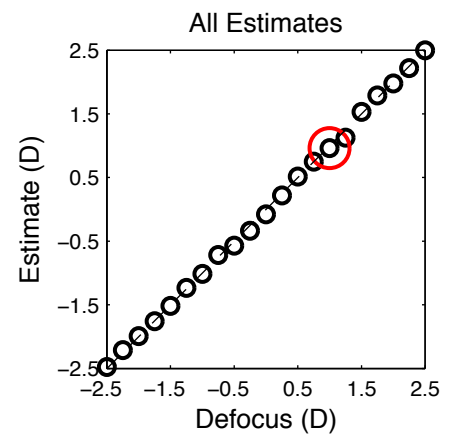


Estimate=0.96D Err=-0.039D



Img=3636, RMS=0.48

$\Delta D=0.00$






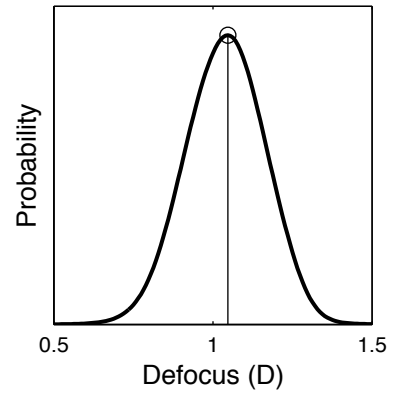
$\Delta D=1.00$




$\Delta D=1.00, \text{RMS}=0.46$



Estimate=1.05D Err=0.047D



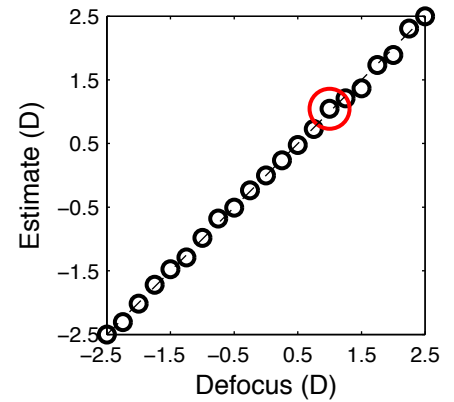
Img=3595, RMS=0.47



$\Delta D=0.00$




All Estimates



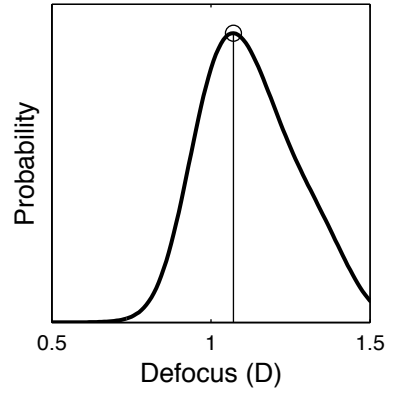
$\Delta D=1.00$




$\Delta D=1.00, \text{RMS}=0.59$



Estimate=1.07D Err=0.070D



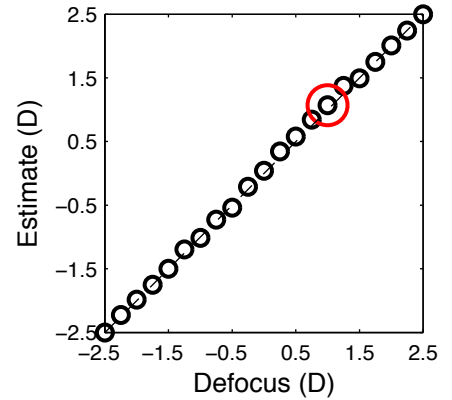
Img=3622, RMS=0.62



$\Delta D=0.00$




All Estimates



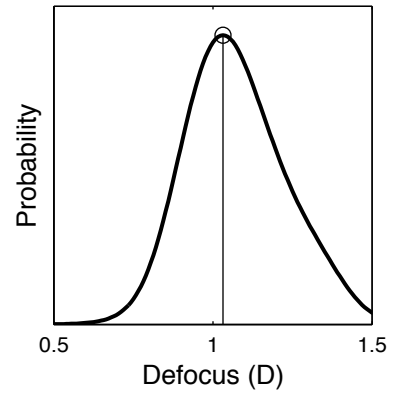
$\Delta D=1.00$




$\Delta D=1.00, \text{RMS}=0.62$



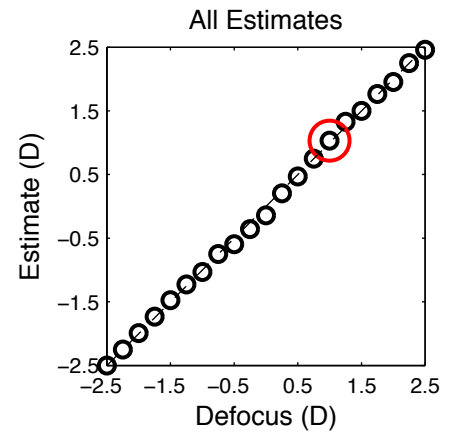
Estimate=1.03D Err=0.031D



Img=3954, RMS=0.67



$\Delta D=0.00$






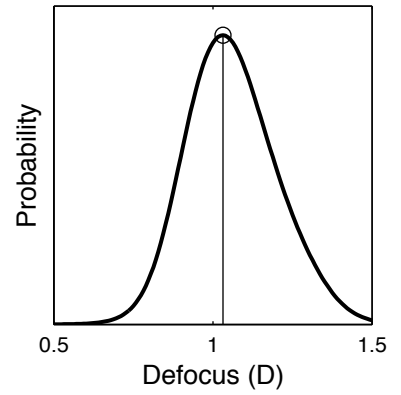
$\Delta D=1.00$




$\Delta D=1.00, \text{RMS}=0.50$



Estimate=1.03D Err=0.031D



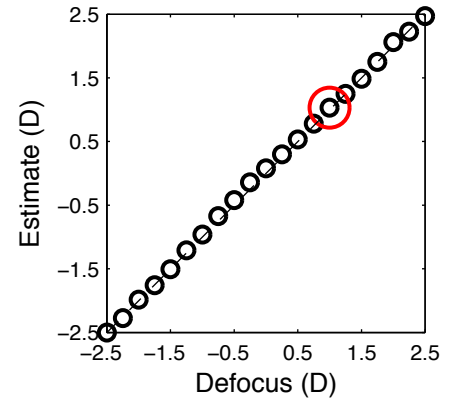
Img=3593, RMS=0.53



$\Delta D=0.00$




All Estimates



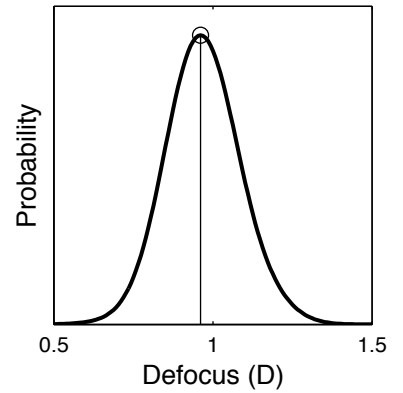
$\Delta D=1.00$



$\Delta D=1.00, \text{RMS}=0.47$



Estimate=0.96D Err=-0.039D



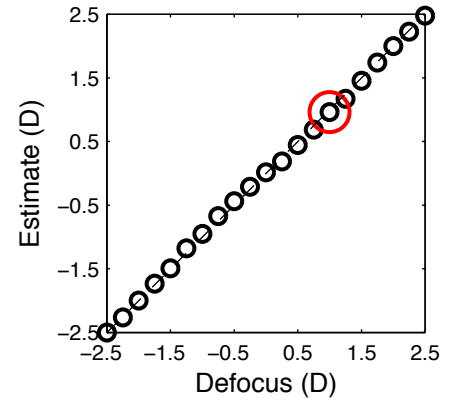
Img=3622, RMS=0.48



$\Delta D=0.00$




All Estimates



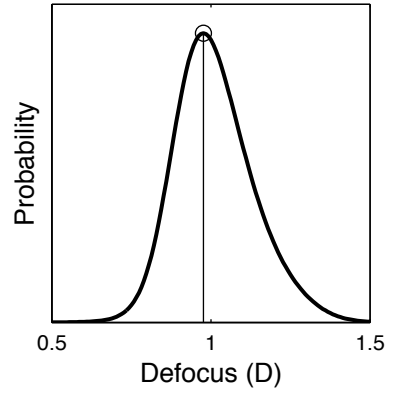
$\Delta D=1.00$



$\Delta D=1.00, \text{RMS}=0.52$



Estimate=0.98D Err=-0.023D



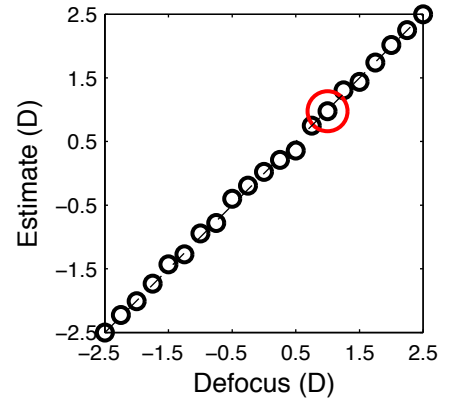
Img=3860, RMS=0.53



$\Delta D=0.00$



All Estimates






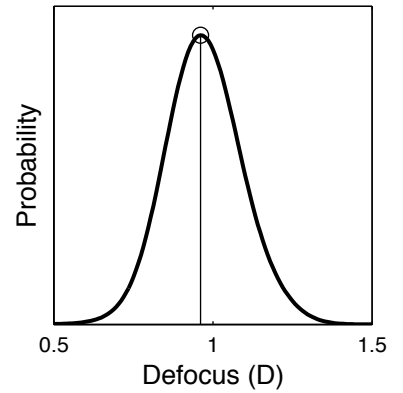
$\Delta D=1.00$




$\Delta D=1.00, \text{RMS}=1.05$



Estimate=0.96D Err=-0.039D



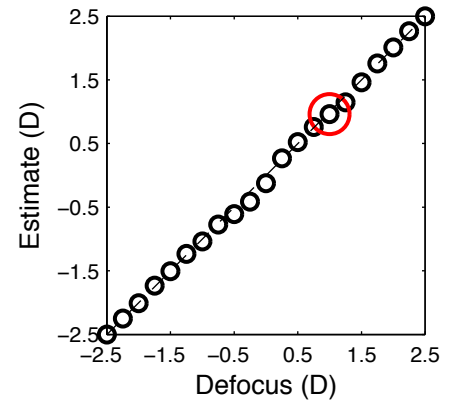
Img=3659, RMS=1.08



$\Delta D=0.00$




All Estimates



$\Delta D=1.00$



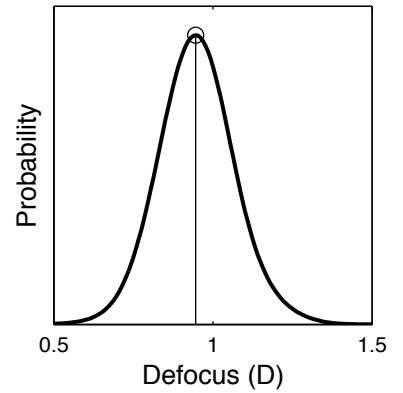
$\Delta D=1.00, \text{RMS}=1.33$



128 pix

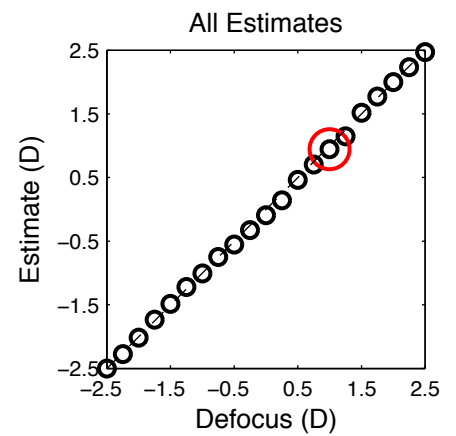

128 pix

Estimate=0.95D Err=-0.055D



Img=3661, RMS=1.39

$\Delta D=0.00$






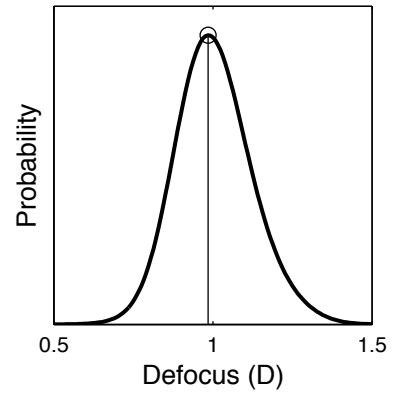
$\Delta D=1.00$



$\Delta D=1.00$ , RMS=1.50



Estimate=0.98D Err=-0.016D



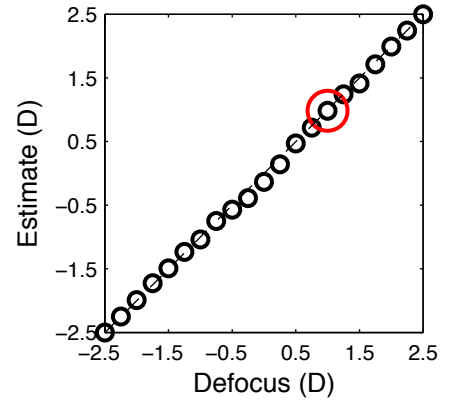
Img=3686, RMS=1.62



$\Delta D=0.00$



All Estimates






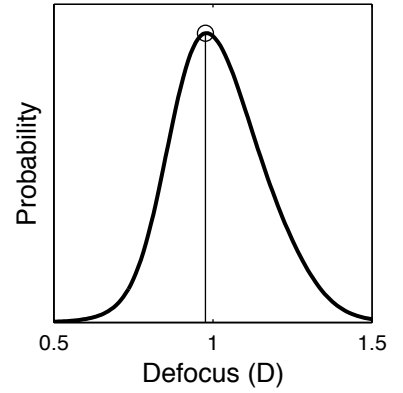
$\Delta D=1.00$




$\Delta D=1.00, \text{RMS}=0.55$



Estimate=0.98D Err=-0.023D



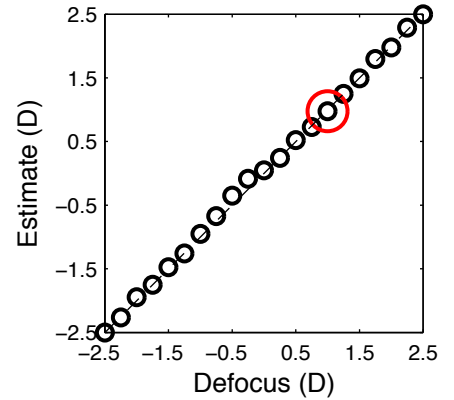
Img=341, RMS=0.57



$\Delta D=0.00$




All Estimates



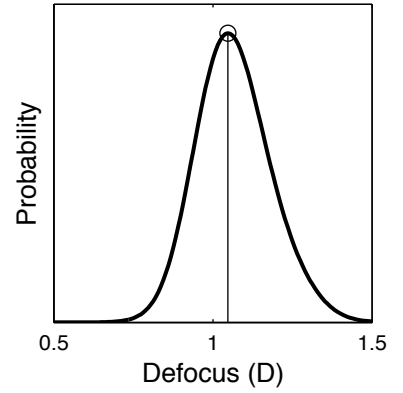
$\Delta D=1.00$




$\Delta D=1.00, \text{RMS}=0.78$



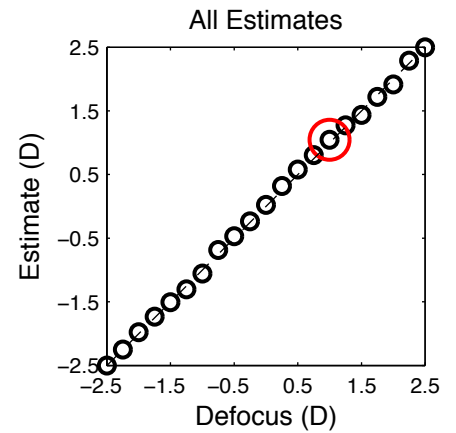

Estimate=1.05D Err=0.047D



Img=3951, RMS=0.82



$\Delta D=0.00$






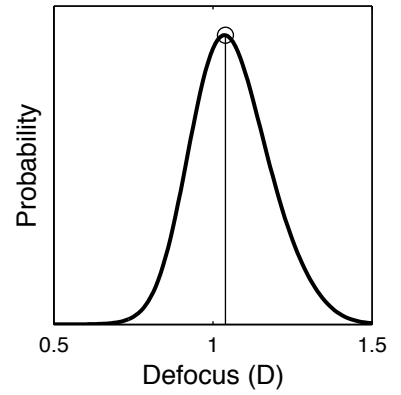
$\Delta D=1.00$



$\Delta D=1.00, \text{RMS}=0.94$

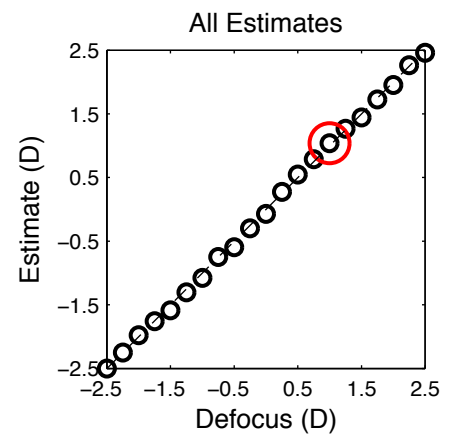



Estimate=1.04D Err=0.039D



Img=3652, RMS=0.97

$\Delta D=0.00$






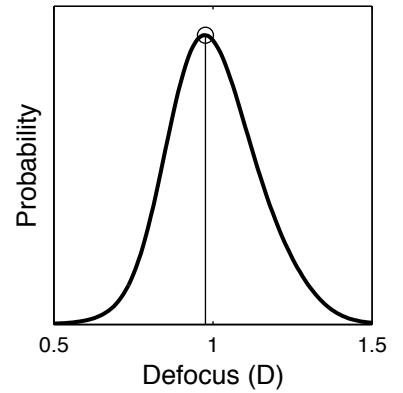
$\Delta D=1.00$



$\Delta D=1.00, \text{RMS}=0.67$

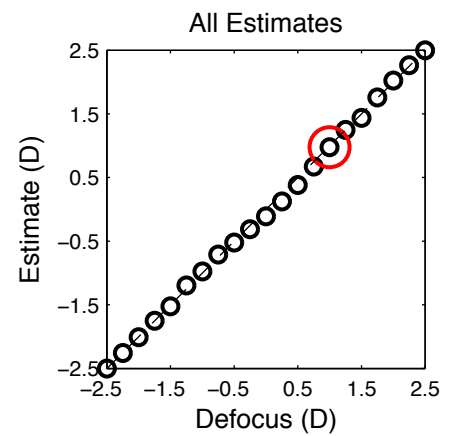




Estimate=0.98D Err=-0.023D



Img=3972, RMS=0.71


$\Delta D=0.00$



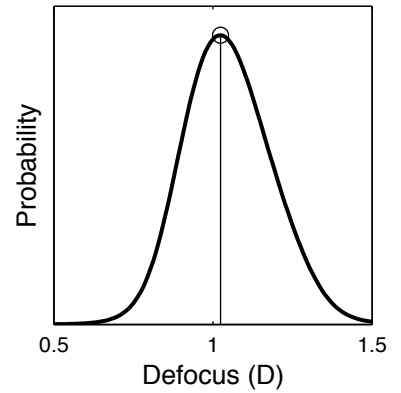
$\Delta D=1.00$




$\Delta D=1.00, \text{RMS}=1.72$



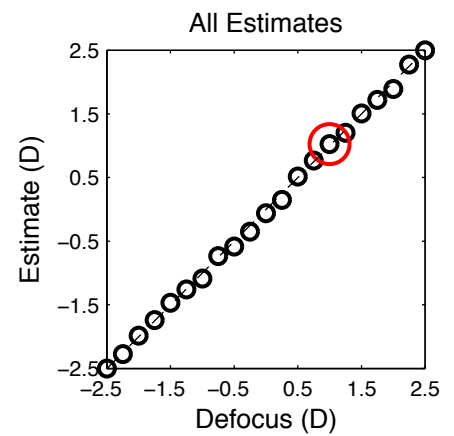
Estimate=1.02D Err=0.023D



Img=362, RMS=1.74




$\Delta D=0.00$



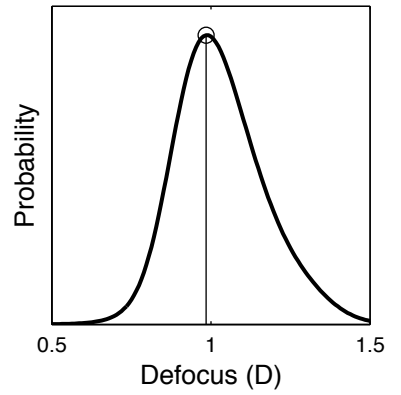
$\Delta D=1.00$




$\Delta D=1.00$ , RMS=0.43



Estimate=0.98D Err=-0.016D



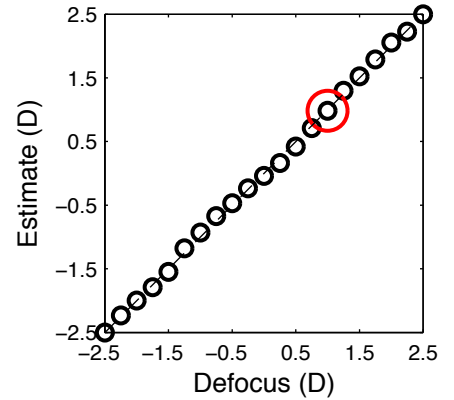
Img=3609, RMS=0.45



$\Delta D=0.00$



All Estimates






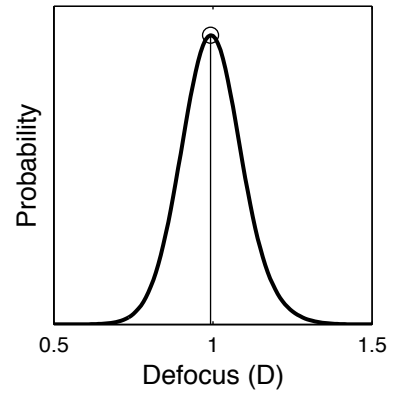
$\Delta D=1.00$




$\Delta D=1.00, \text{RMS}=0.77$




Estimate=0.99D Err=-0.008D



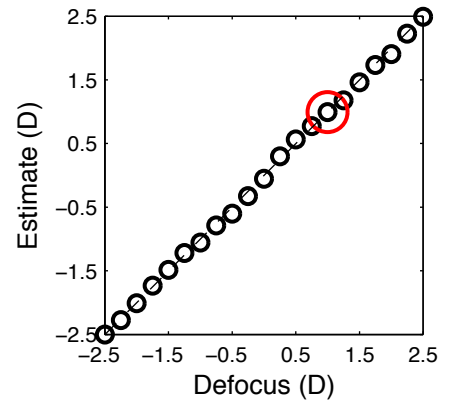
Img=3669, RMS=0.80



$\Delta D=0.00$




All Estimates



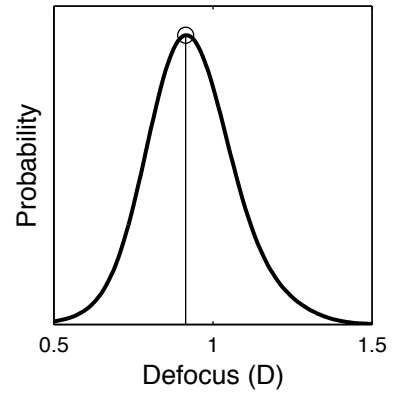
$\Delta D=1.00$




$\Delta D=1.00, \text{RMS}=0.90$



Estimate=0.91D Err=-0.086D



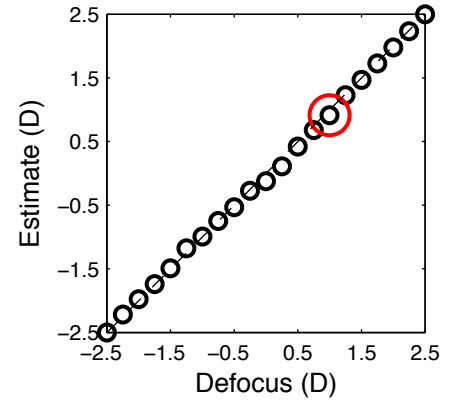
Img=3679, RMS=1.02



$\Delta D=0.00$




All Estimates



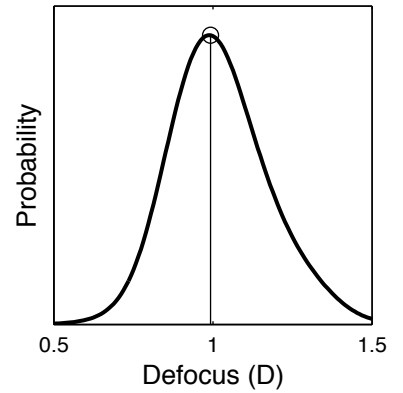
$\Delta D=1.00$




$\Delta D=1.00, \text{RMS}=0.38$



Estimate=0.99D Err=-0.008D



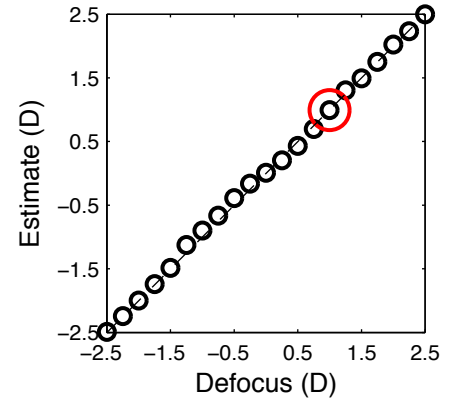
Img=3628, RMS=0.40



$\Delta D=0.00$



All Estimates






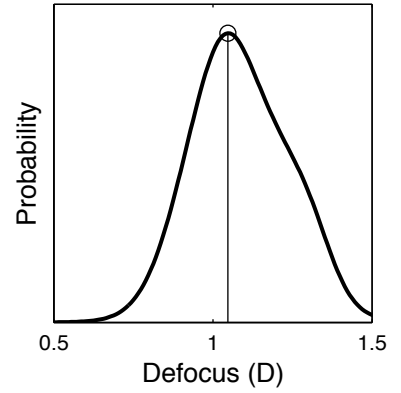
$\Delta D=1.00$



$\Delta D=1.00, \text{RMS}=0.43$



Estimate=1.05D Err=0.047D



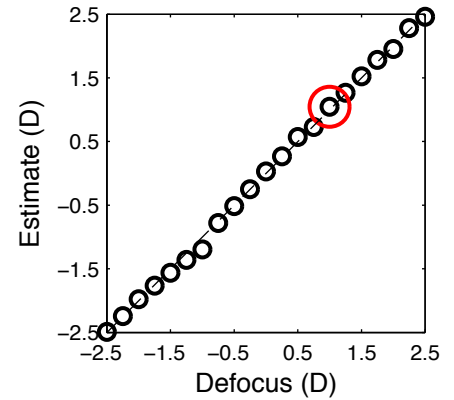
Img=3565, RMS=0.44



$\Delta D=0.00$




All Estimates



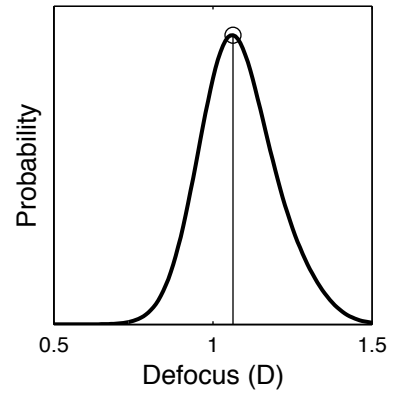
$\Delta D=1.00$




$\Delta D=1.00, \text{RMS}=0.47$



Estimate=1.06D Err=0.062D



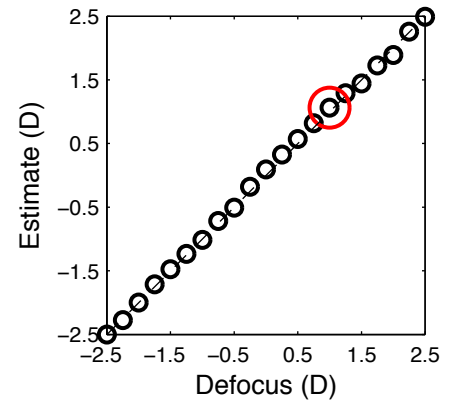
Img=3595, RMS=0.51



$\Delta D=0.00$




All Estimates



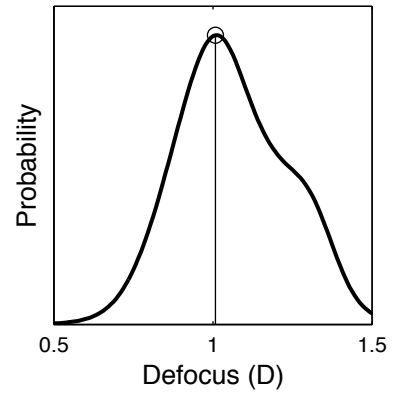
$\Delta D=1.00$




$\Delta D=1.00$ , RMS=1.06



Estimate=1.01D Err=0.008D



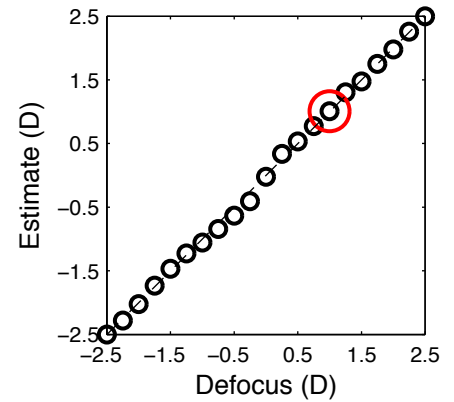
Img=3713, RMS=1.11



$\Delta D=0.00$



All Estimates






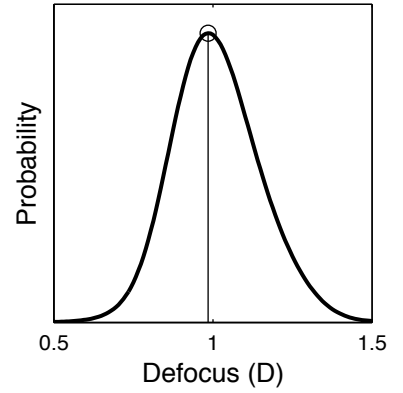
$\Delta D=1.00$



$\Delta D=1.00, RMS=0.38$



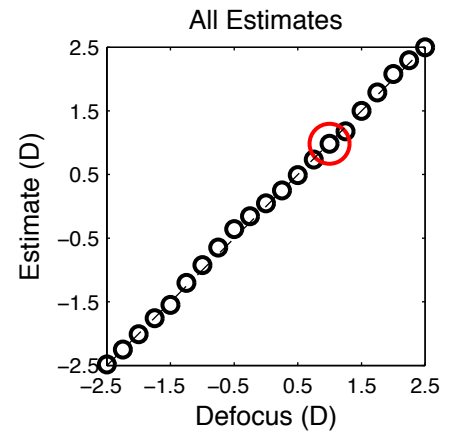
Estimate=0.98D Err=-0.016D



Img=3611, RMS=0.39




$\Delta D=0.00$



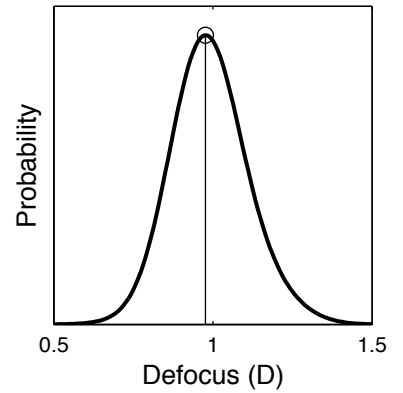
$\Delta D=1.00$




$\Delta D=1.00, \text{RMS}=0.65$



Estimate=0.98D Err=-0.023D



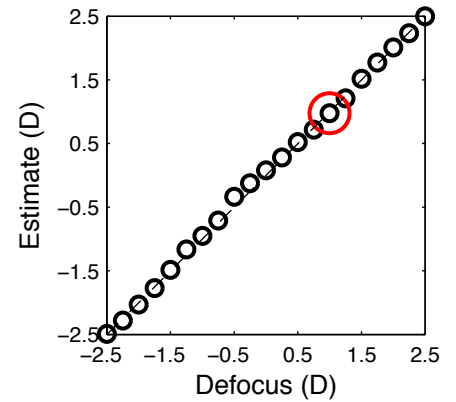
Img=3624, RMS=0.68



$\Delta D=0.00$




All Estimates



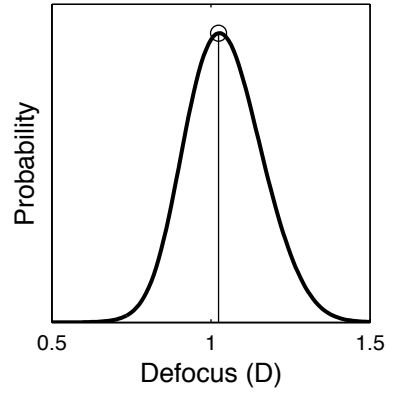
$\Delta D=1.00$




$\Delta D=1.00, \text{RMS}=0.39$



Estimate=1.02D Err=0.023D



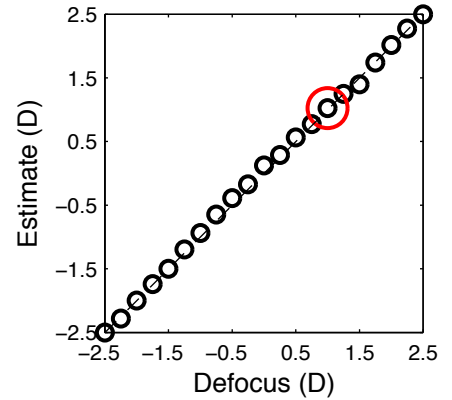
Img=3601, RMS=0.41



$\Delta D=0.00$



All Estimates






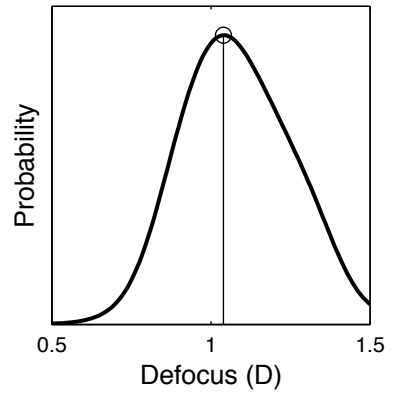
$\Delta D=1.00$



$\Delta D=1.00$ , RMS=0.44



Estimate=1.04D Err=0.039D



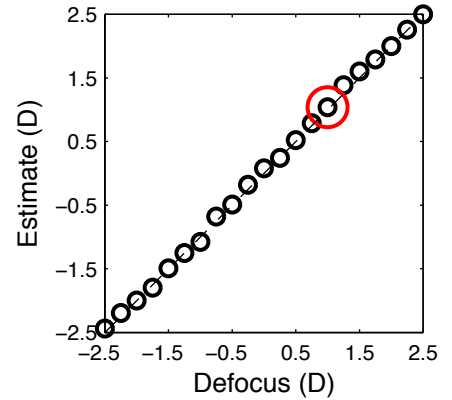
Img=3628, RMS=0.46



$\Delta D=0.00$




All Estimates



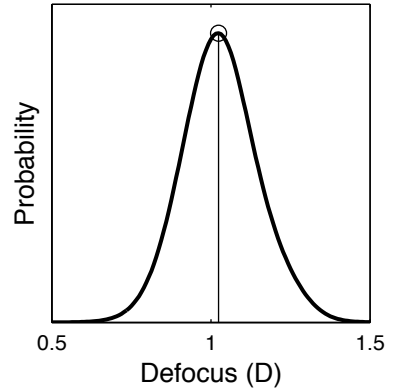
$\Delta D=1.00$




$\Delta D=1.00$ , RMS=1.15



Estimate=1.02D Err=0.023D



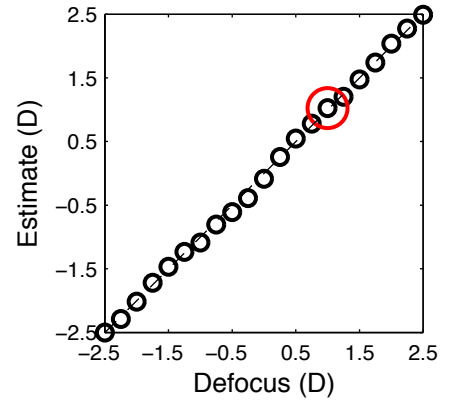
Img=3661, RMS=1.21



$\Delta D=0.00$




All Estimates



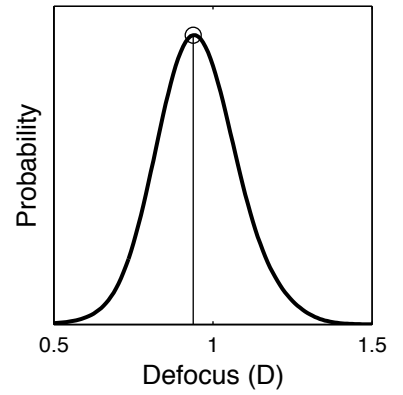
$\Delta D=1.00$



$\Delta D=1.00, \text{RMS}=0.51$

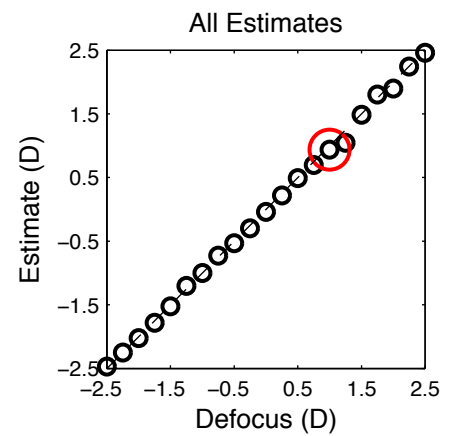



Estimate=0.94D Err=-0.062D



Img=3628, RMS=0.54

$\Delta D=0.00$






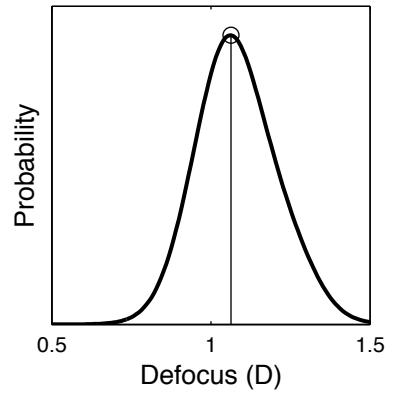
$\Delta D=1.00$




$\Delta D=1.00$ , RMS=0.48



Estimate=1.06D Err=0.062D



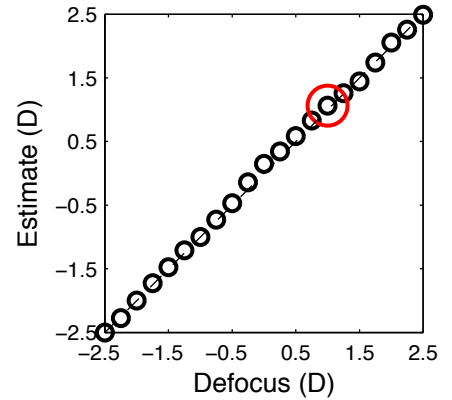
Img=3595, RMS=0.50



$\Delta D=0.00$




All Estimates



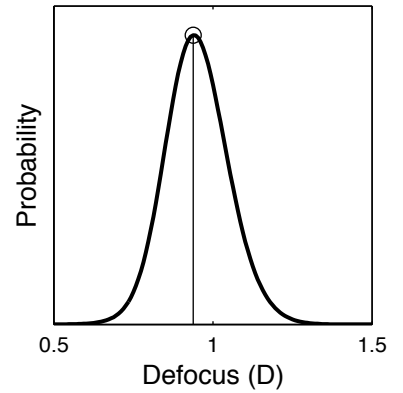
$\Delta D=1.00$



$\Delta D=1.00, \text{RMS}=0.54$



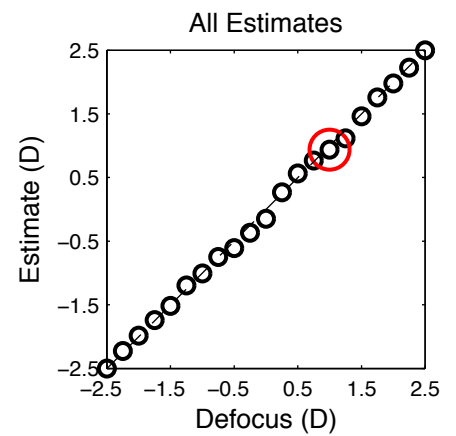
Estimate=0.94D Err=-0.062D



Img=3900, RMS=0.55




$\Delta D=0.00$



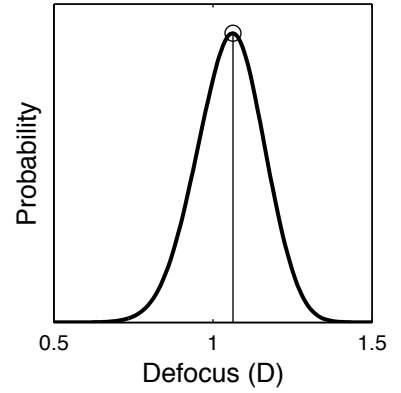
$\Delta D=1.00$



$\Delta D=1.00, \text{RMS}=0.89$

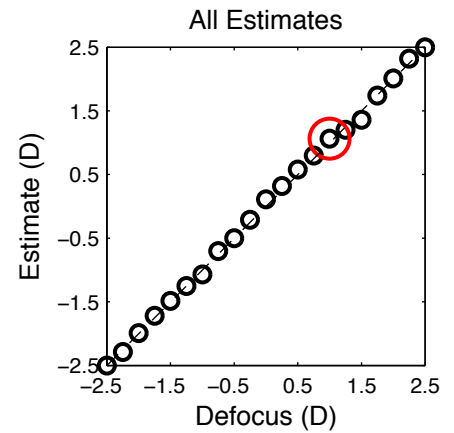


Estimate=1.06D Err=0.062D



Img=3661, RMS=0.96

$\Delta D=0.00$






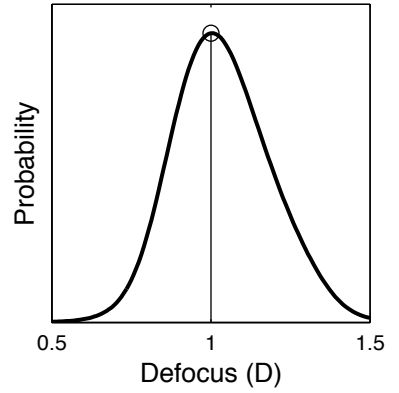
$\Delta D=1.00$




$\Delta D=1.00, \text{RMS}=0.58$



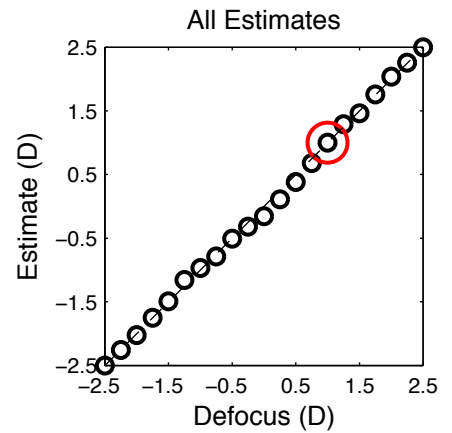
Estimate=1.00D Err=0.000D



Img=3622, RMS=0.60




$\Delta D=0.00$



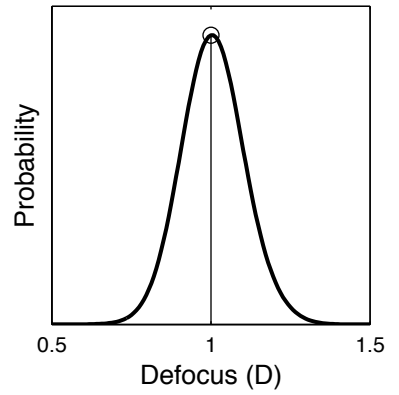
$\Delta D=1.00$



$\Delta D=1.00, \text{RMS}=0.80$




Estimate=1.00D Err=0.000D



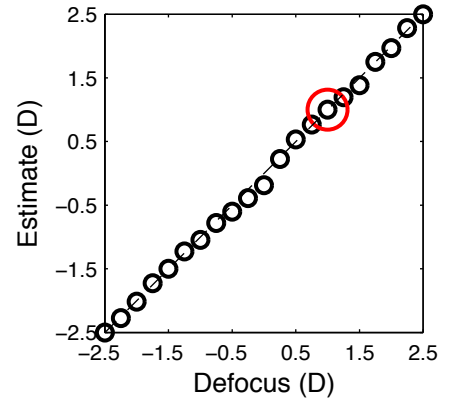
Img=3758, RMS=0.85



$\Delta D=0.00$




All Estimates



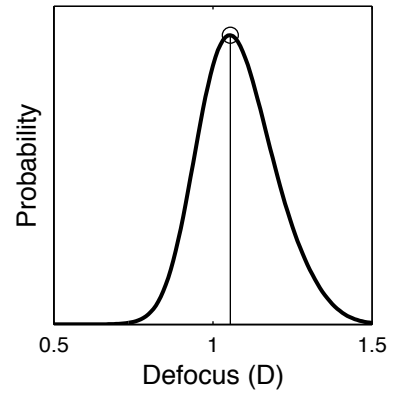
$\Delta D=1.00$



$\Delta D=1.00, \text{RMS}=1.45$

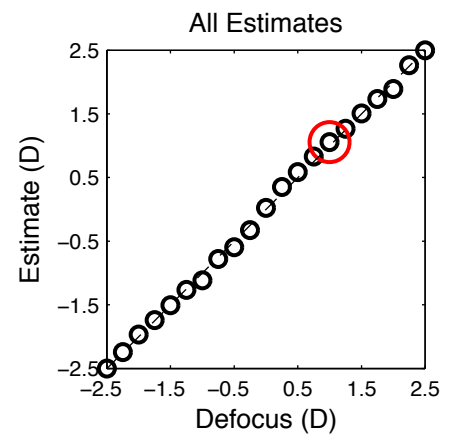



Estimate=1.05D Err=0.055D



Img=3878, RMS=1.47

$\Delta D=0.00$






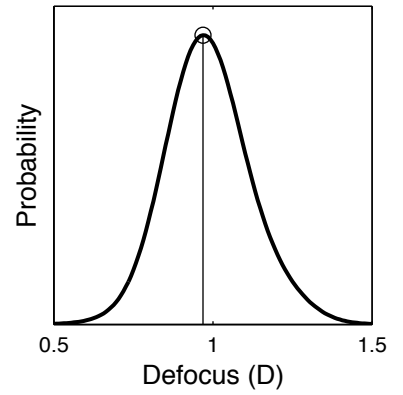
$\Delta D=1.00$



$\Delta D=1.00, \text{RMS}=0.89$

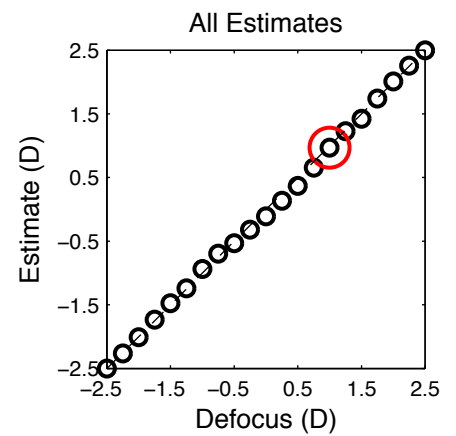



Estimate=0.97D Err=-0.031D



Img=3931, RMS=0.96


$\Delta D=0.00$



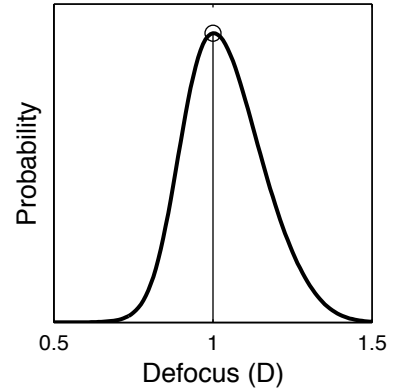
$\Delta D=1.00$



$\Delta D=1.00, RMS=0.48$



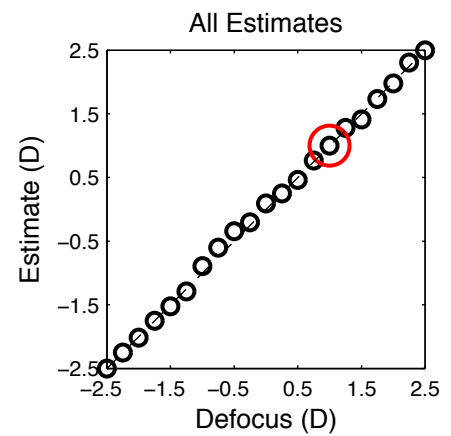
Estimate=1.00D Err=0.000D



Img=3940, RMS=0.52




$\Delta D=0.00$



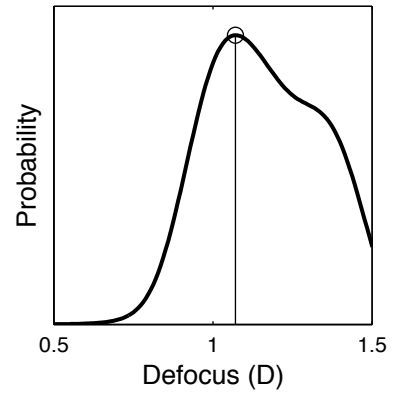
$\Delta D=1.00$




$\Delta D=1.00, \text{RMS}=0.43$



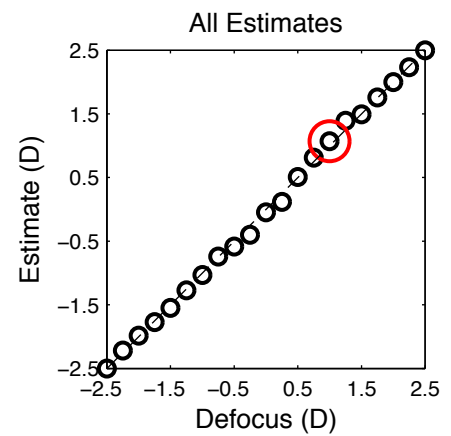
Estimate=1.07D Err=0.070D



Img=3593, RMS=0.45



$\Delta D=0.00$






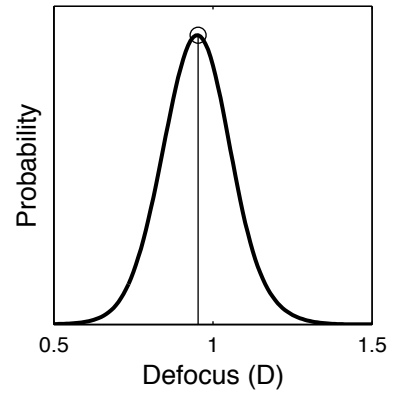
$\Delta D=1.00$




$\Delta D=1.00, \text{RMS}=1.01$



Estimate=0.95D Err=-0.047D



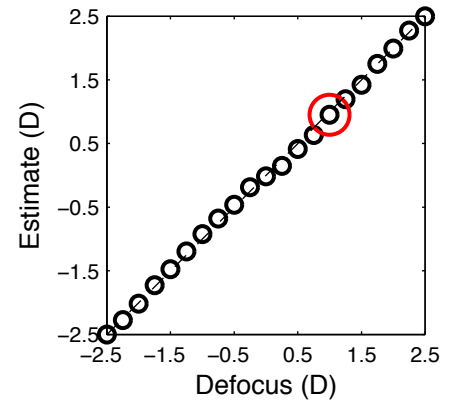
Img=3675, RMS=1.17



$\Delta D=0.00$




All Estimates



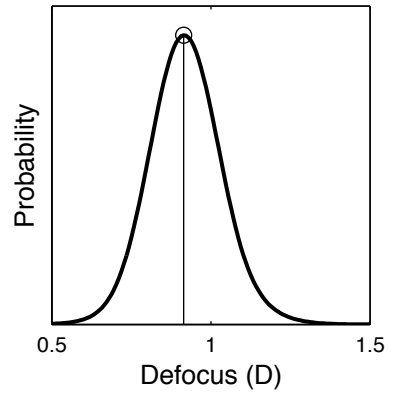
$\Delta D=1.00$



$\Delta D=1.00$ , RMS=0.83

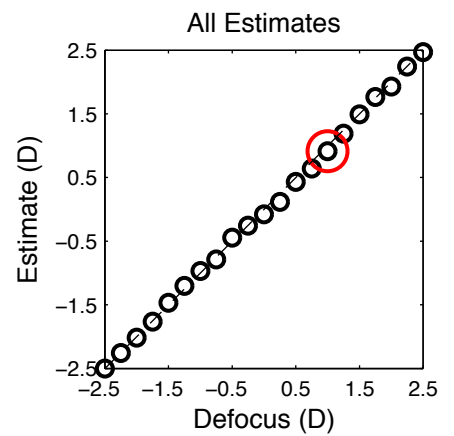




Estimate=0.91D Err=-0.086D



Img=3893, RMS=0.86

$\Delta D=0.00$






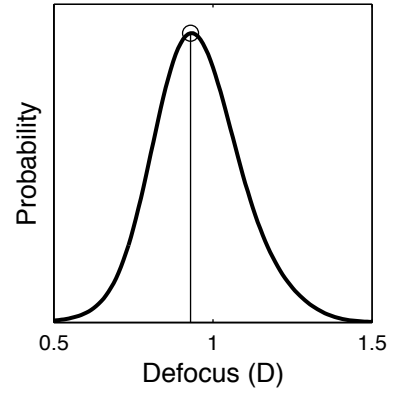
$\Delta D=1.00$



$\Delta D=1.00$ , RMS=0.63



Estimate=0.93D Err=-0.070D



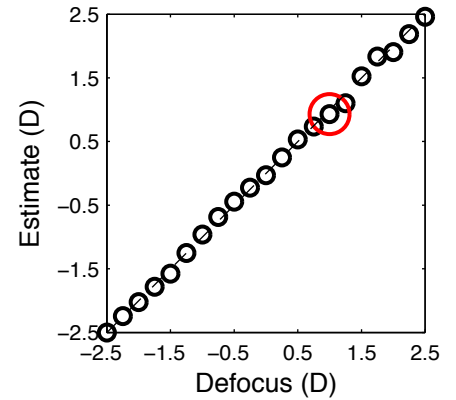
Img=3954, RMS=0.67



$\Delta D=0.00$



All Estimates






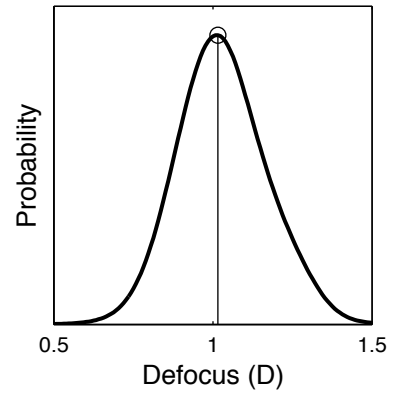
$\Delta D=1.00$




$\Delta D=1.00, \text{RMS}=0.68$



Estimate=1.02D Err=0.016D



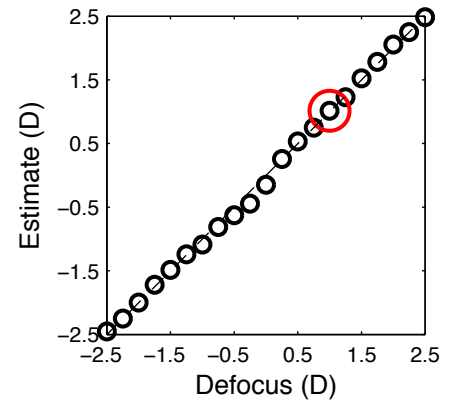
Img=3980, RMS=0.73



$\Delta D=0.00$




All Estimates



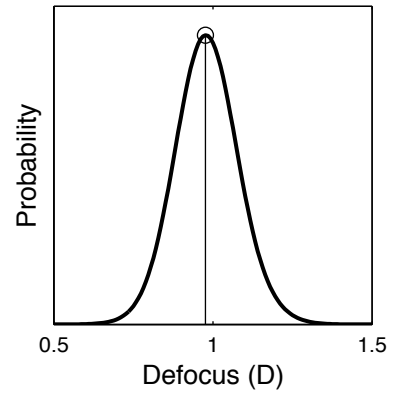
$\Delta D=1.00$



$\Delta D=1.00, \text{RMS}=0.84$



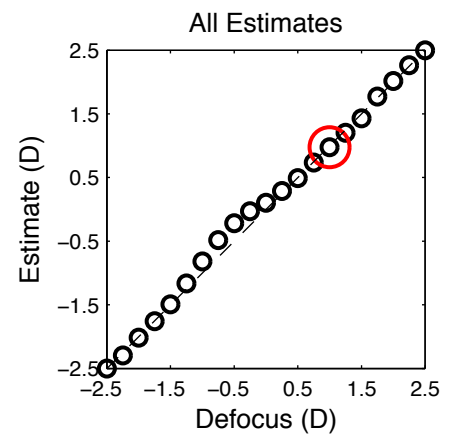

Estimate=0.98D Err=-0.023D



Img=358, RMS=0.99



$\Delta D=0.00$






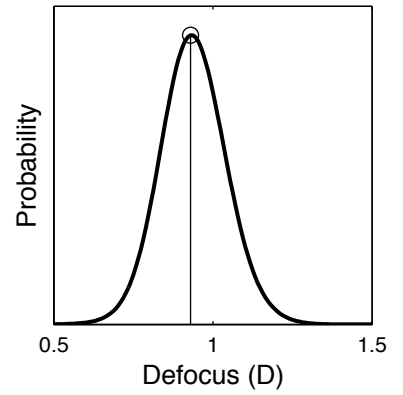
$\Delta D=1.00$



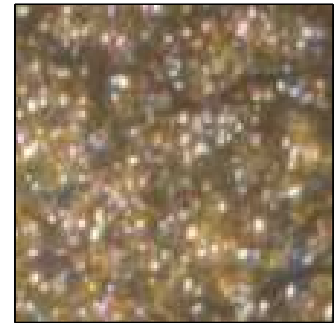
$\Delta D=1.00, \text{RMS}=0.67$



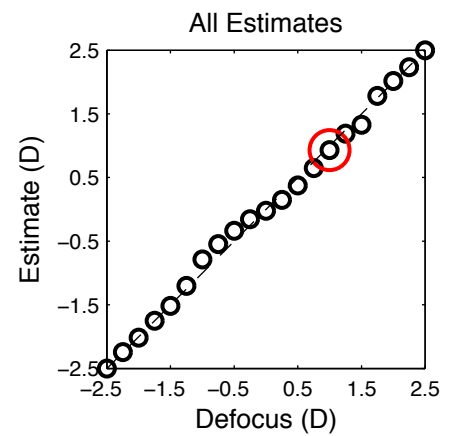

Estimate=0.93D Err=-0.070D



Img=358, RMS=0.80



$\Delta D=0.00$






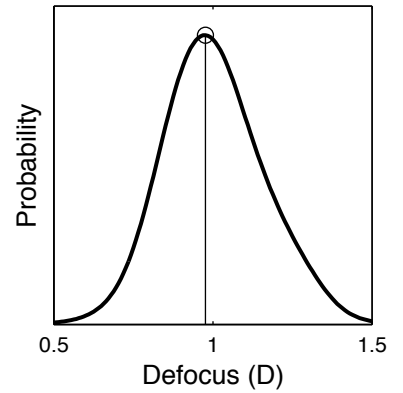
$\Delta D=1.00$




$\Delta D=1.00, \text{RMS}=0.99$




Estimate=0.98D Err=-0.023D



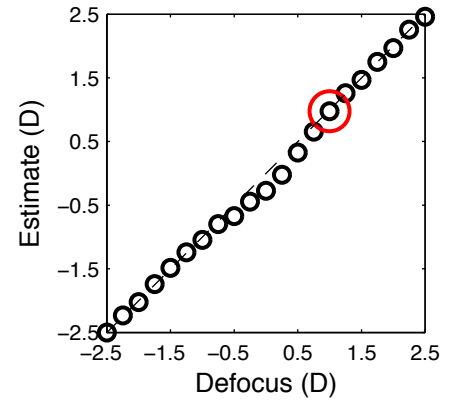
Img=3739, RMS=1.04



$\Delta D=0.00$




All Estimates



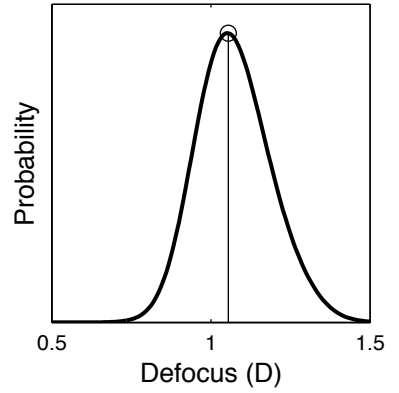
$\Delta D=1.00$




$\Delta D=1.00, \text{RMS}=0.65$



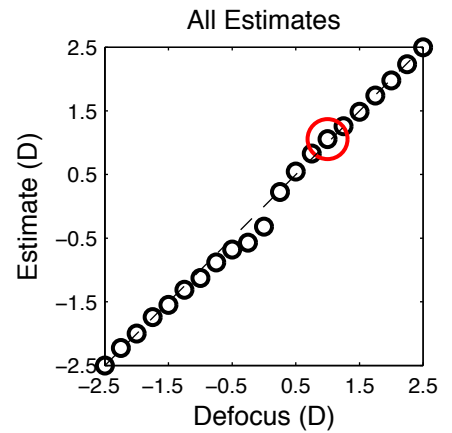
Estimate=1.05D Err=0.055D



Img=3601, RMS=0.68



$\Delta D=0.00$






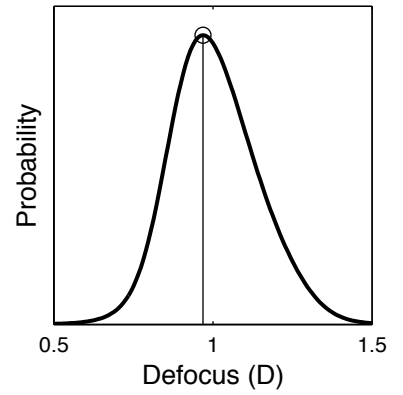
$\Delta D=1.00$




$\Delta D=1.00, \text{RMS}=0.76$



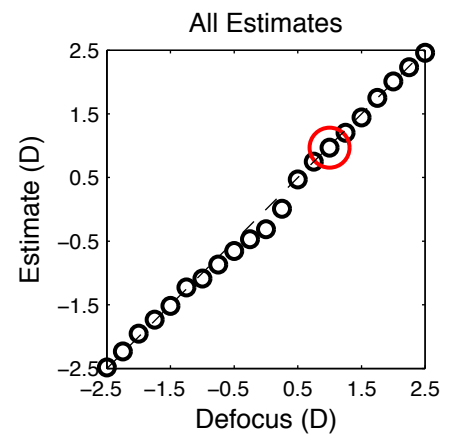
Estimate=0.97D Err=-0.031D



Img=3620, RMS=0.79



$\Delta D=0.00$






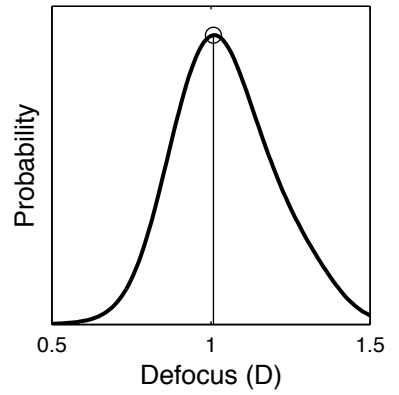
$\Delta D=1.00$



$\Delta D=1.00, \text{RMS}=0.33$



Estimate=1.01D Err=0.008D



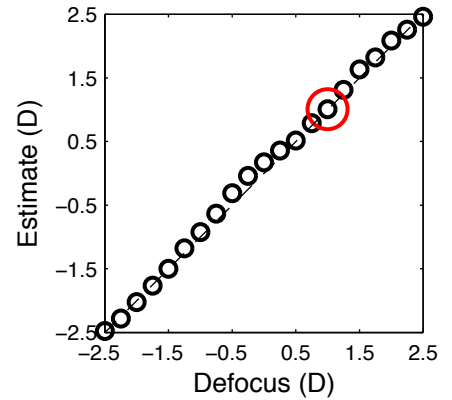
Img=3605, RMS=0.34



$\Delta D=0.00$



All Estimates



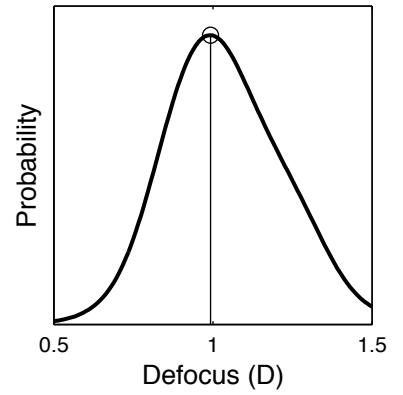
$\Delta D=1.00$



$\Delta D=1.00, \text{RMS}=0.51$



Estimate=0.99D Err=-0.008D



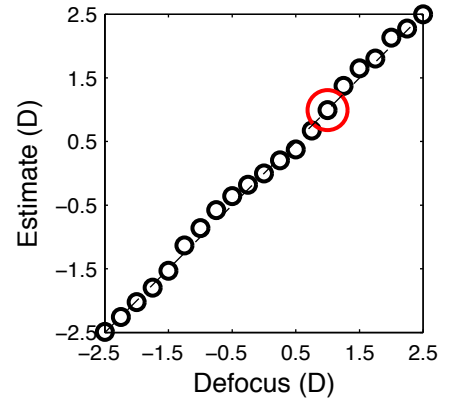
Img=3716, RMS=0.52



$\Delta D=0.00$




All Estimates



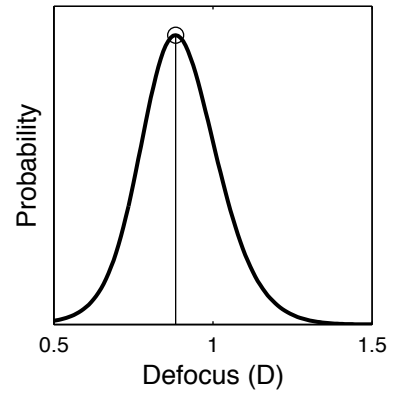
$\Delta D=1.00$



$\Delta D=1.00, \text{RMS}=0.59$

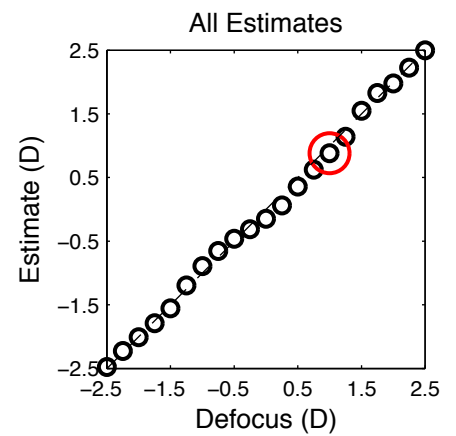



Estimate=0.88D Err=-0.117D



Img=343, RMS=0.63

$\Delta D=0.00$






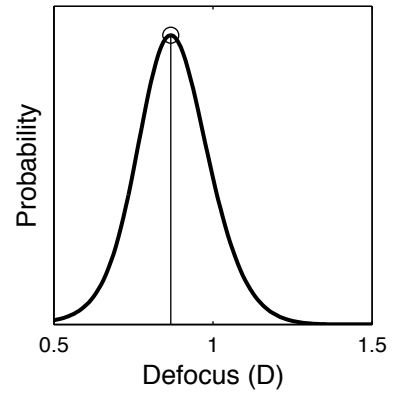
$\Delta D=1.00$




$\Delta D=1.00, \text{RMS}=0.54$



Estimate=0.87D Err=-0.133D



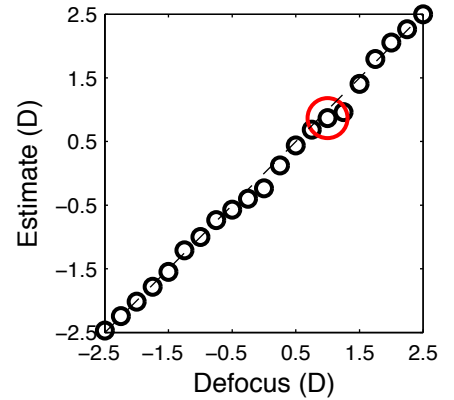
Img=3632, RMS=0.56




$\Delta D=0.00$




All Estimates



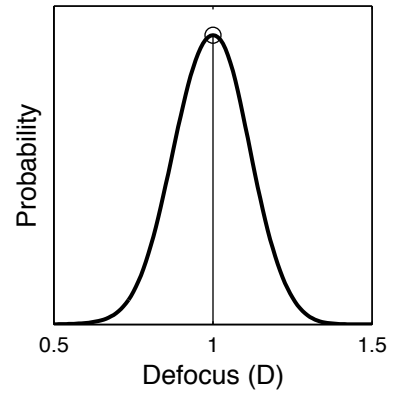
$\Delta D=1.00$



$\Delta D=1.00, \text{RMS}=0.48$



Estimate=1.00D Err=0.000D



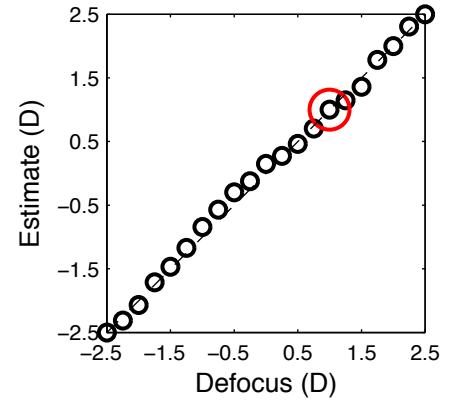
Img=3624, RMS=0.49



$\Delta D=0.00$




All Estimates



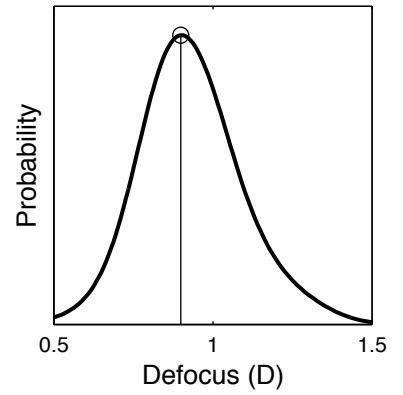
$\Delta D=1.00$



$\Delta D=1.00, \text{RMS}=0.43$



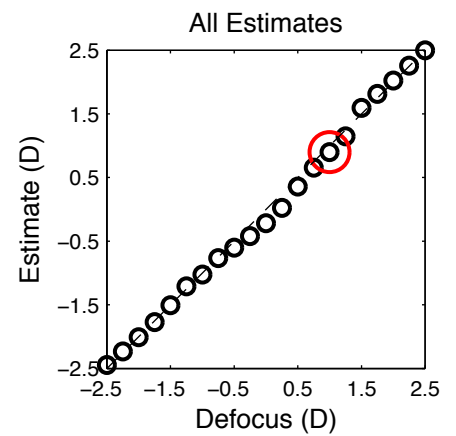
Estimate=0.90D Err=-0.102D



Img=3625, RMS=0.45



$\Delta D=0.00$






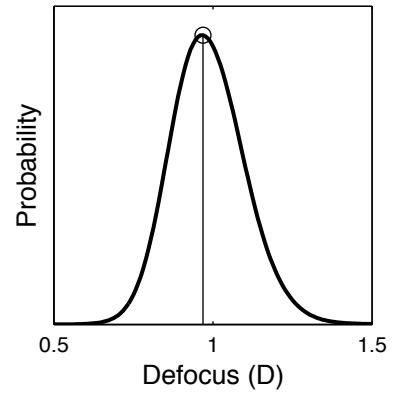
$\Delta D=1.00$




$\Delta D=1.00, \text{RMS}=0.57$



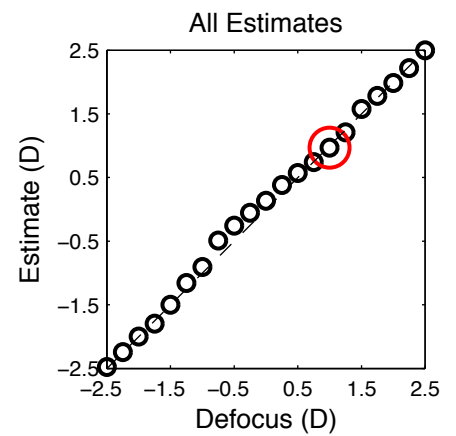
Estimate=0.97D Err=-0.031D



Img=3638, RMS=0.58




$\Delta D=0.00$



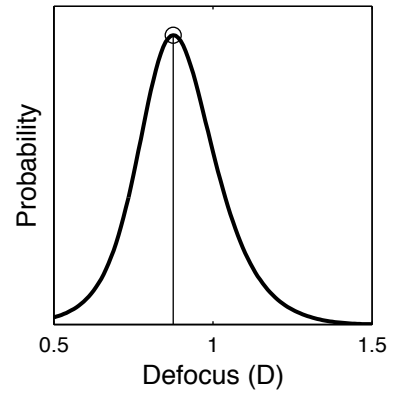
$\Delta D=1.00$




$\Delta D=1.00, \text{RMS}=0.53$



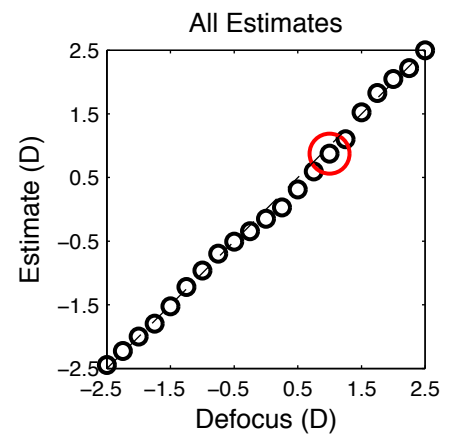
Estimate=0.88D Err=-0.125D



Img=3597, RMS=0.55




$\Delta D=0.00$



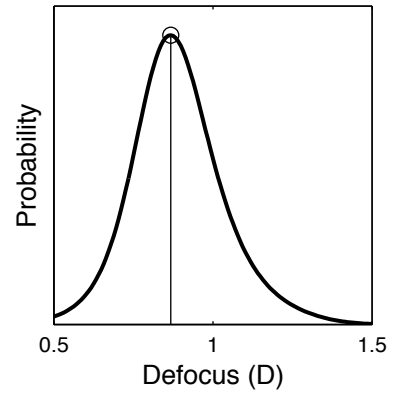
$\Delta D=1.00$




$\Delta D=1.00, \text{RMS}=0.97$



Estimate=0.87D Err=-0.133D



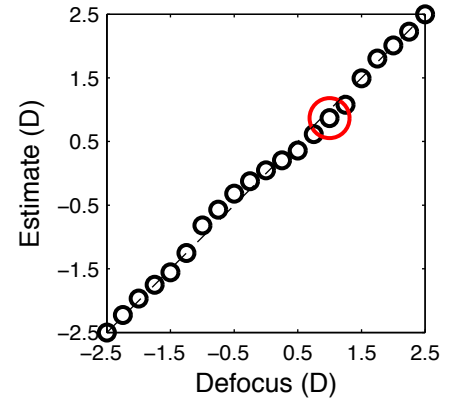
Img=3709, RMS=1.09



$\Delta D=0.00$



All Estimates






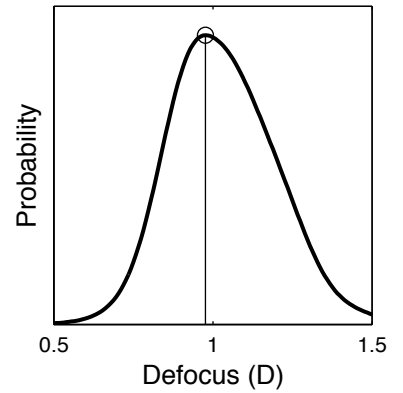
$\Delta D=1.00$



$\Delta D=1.00, \text{RMS}=0.35$



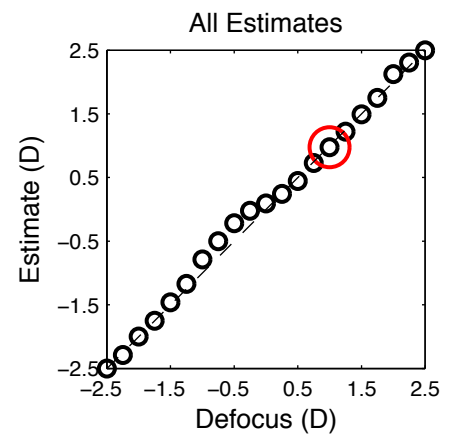

Estimate=0.98D Err=-0.023D



Img=3702, RMS=0.35




$\Delta D=0.00$



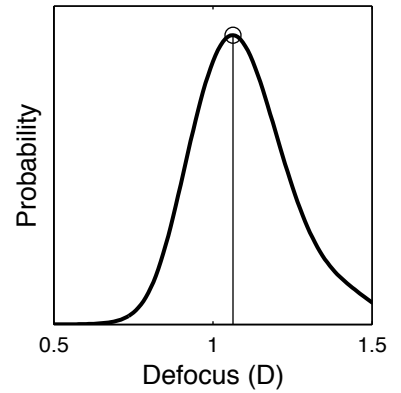
$\Delta D=1.00$



$\Delta D=1.00, \text{RMS}=0.44$



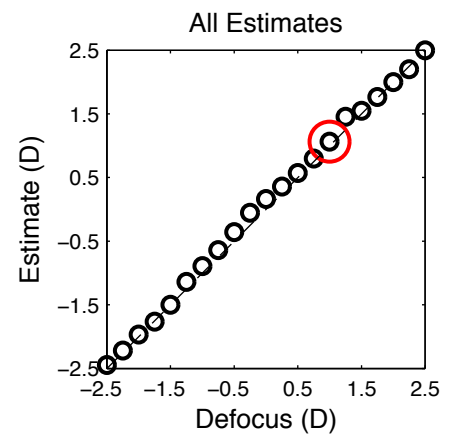
Estimate=1.06D Err=0.062D



Img=3628, RMS=0.47




$\Delta D=0.00$



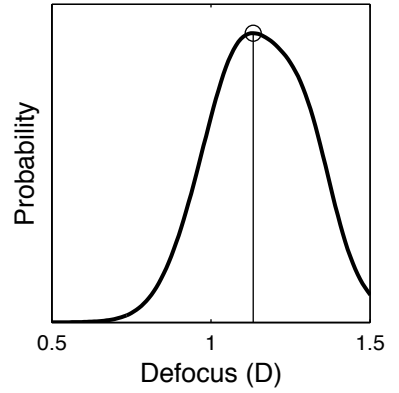
$\Delta D=1.00$




$\Delta D=1.00$ , RMS=1.29



Estimate=1.13D Err=0.133D



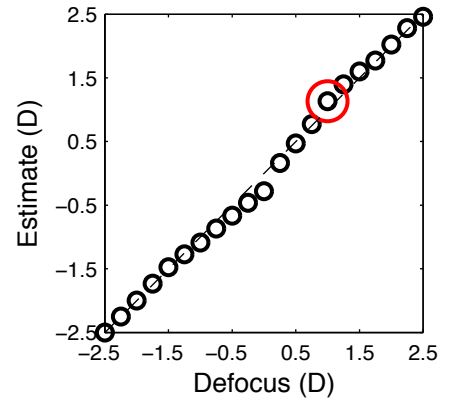
Img=3636, RMS=1.36



$\Delta D=0.00$



All Estimates






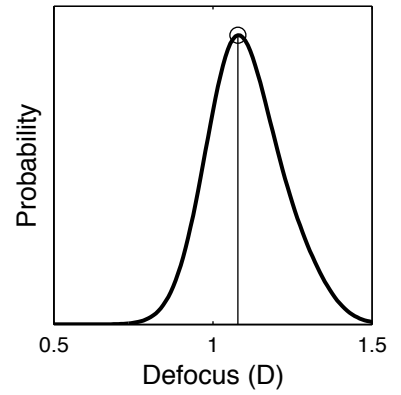
$\Delta D=1.00$




$\Delta D=1.00, \text{RMS}=0.65$



Estimate=1.08D Err=0.078D



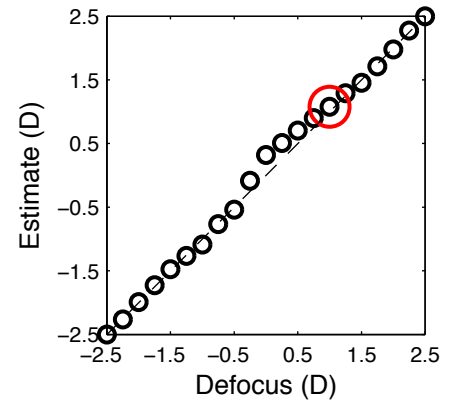
Img=3860, RMS=0.70



$\Delta D=0.00$




All Estimates



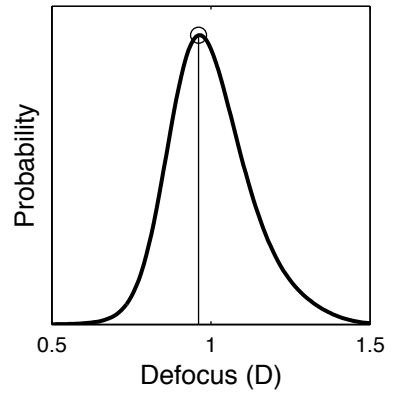
$\Delta D=1.00$



$\Delta D=1.00, \text{RMS}=0.30$



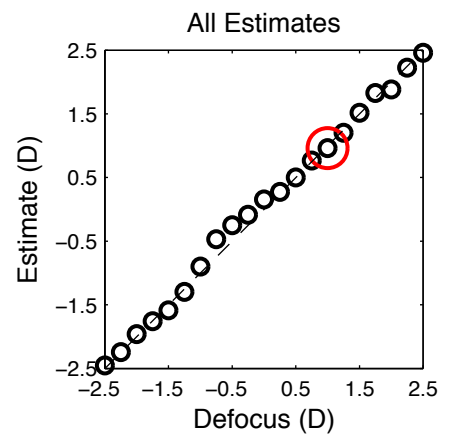
Estimate=0.96D Err=-0.039D



Img=3900, RMS=0.32




$\Delta D=0.00$



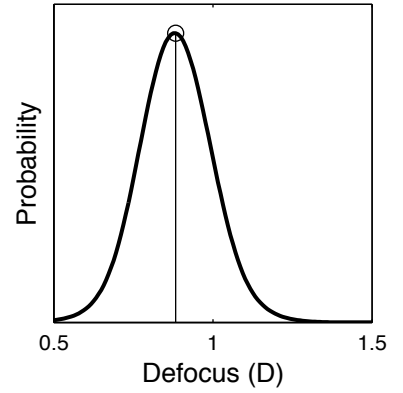
$\Delta D=1.00$




$\Delta D=1.00, \text{RMS}=0.89$




Estimate=0.88D Err=-0.117D



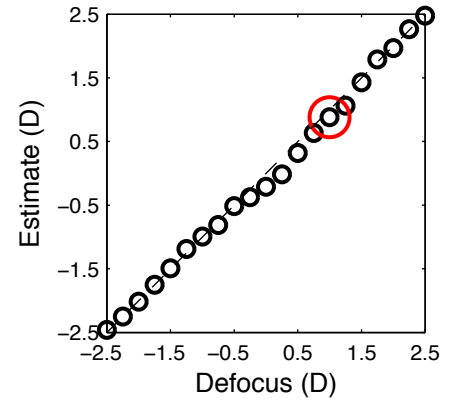
Img=3657, RMS=0.93



$\Delta D=0.00$



All Estimates






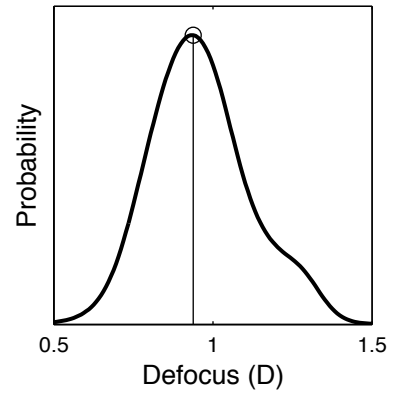
$\Delta D=1.00$




$\Delta D=1.00, \text{RMS}=1.07$



Estimate=0.94D Err=-0.062D



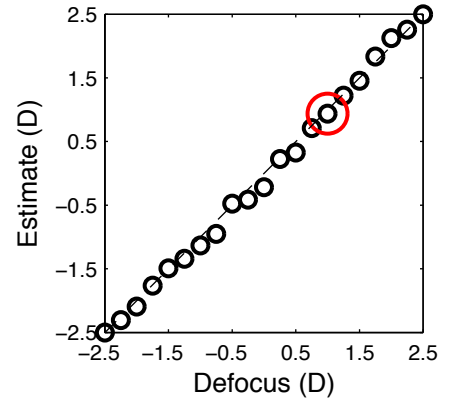
Img=3675, RMS=1.08



$\Delta D=0.00$




All Estimates



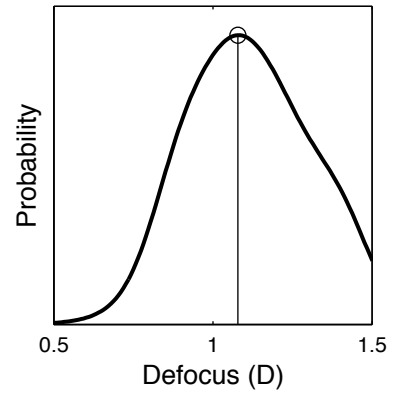
$\Delta D=1.00$



$\Delta D=1.00$ , RMS=0.59



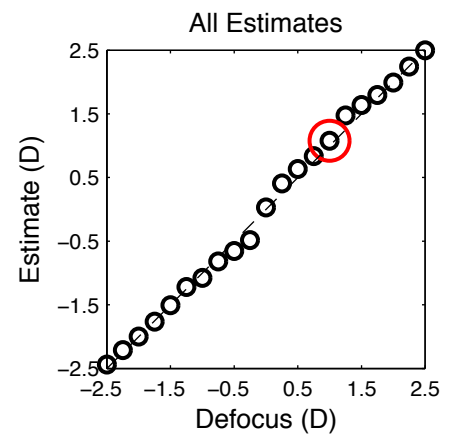
Estimate=1.08D Err=0.078D



Img=3502, RMS=0.61




$\Delta D=0.00$



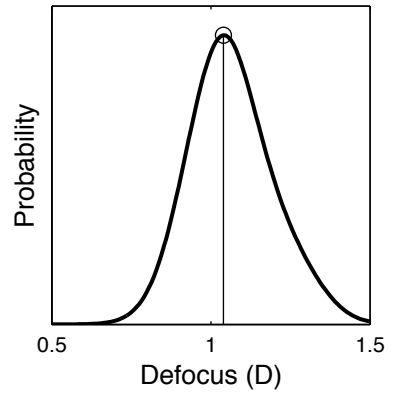
$\Delta D=1.00$




$\Delta D=1.00$ , RMS=1.12



Estimate=1.04D Err=0.039D



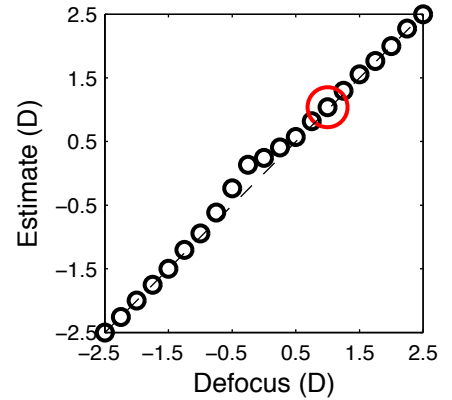
Img=3632, RMS=1.23



$\Delta D=0.00$



All Estimates






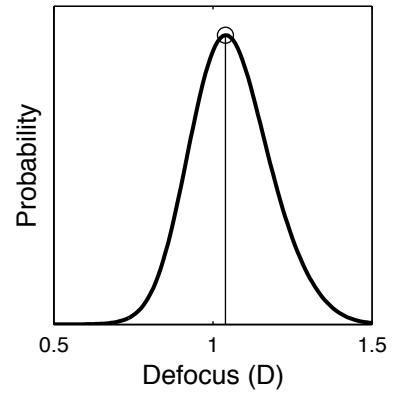
$\Delta D=1.00$




$\Delta D=1.00, \text{RMS}=0.75$



Estimate=1.04D Err=0.039D



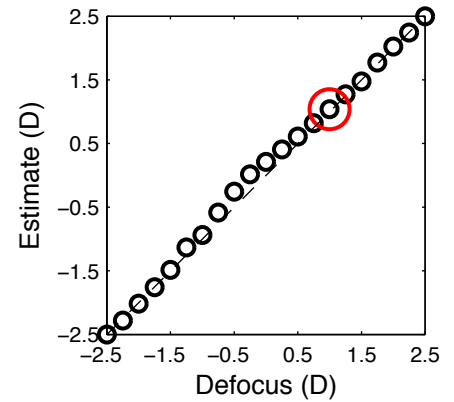
Img=3931, RMS=0.80



$\Delta D=0.00$




All Estimates



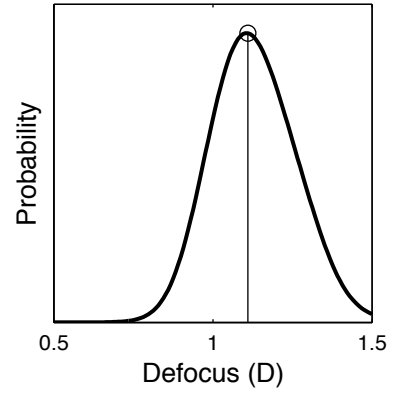
$\Delta D=1.00$




$\Delta D=1.00, \text{RMS}=0.82$



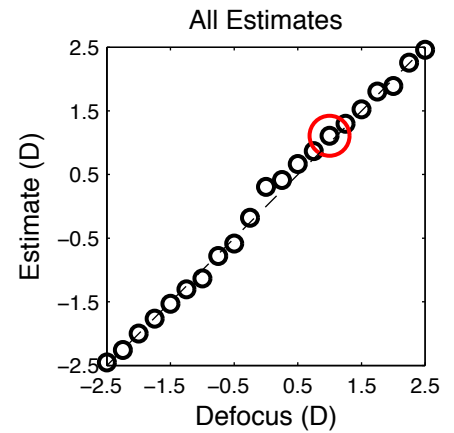
Estimate=1.11D Err=0.109D



Img=3951, RMS=0.86




$\Delta D=0.00$



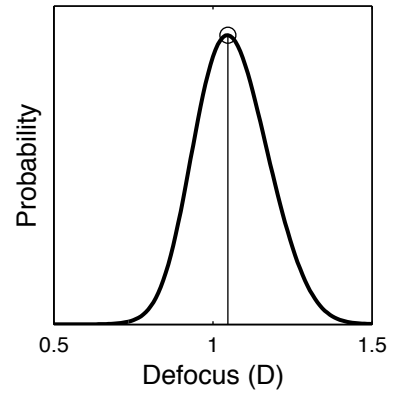
$\Delta D=1.00$




$\Delta D=1.00$ , RMS=1.05



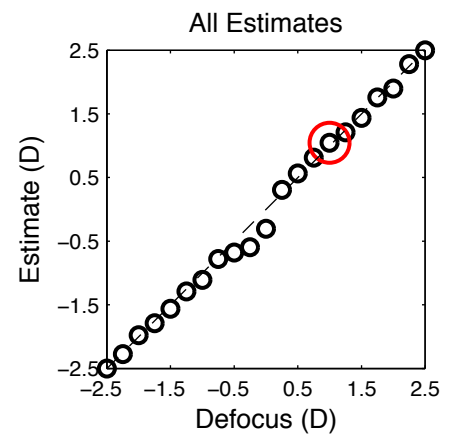
Estimate=1.05D Err=0.047D



Img=3875, RMS=1.07



$\Delta D=0.00$






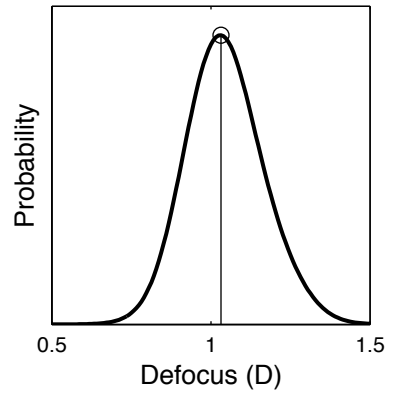
$\Delta D=1.00$




$\Delta D=1.00$ , RMS=0.67



Estimate=1.03D Err=0.031D



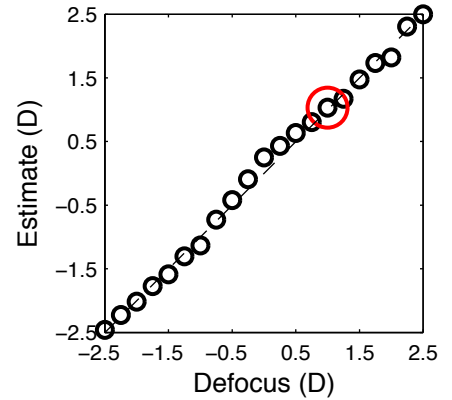
Img=3954, RMS=0.69



$\Delta D=0.00$




All Estimates



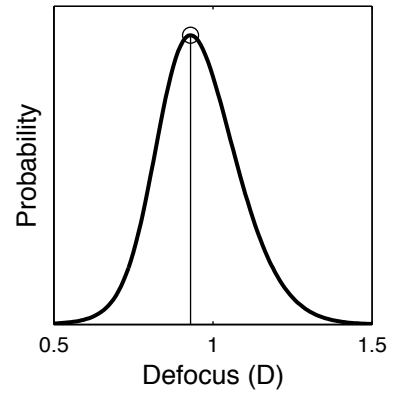
$\Delta D=1.00$




$\Delta D=1.00, \text{RMS}=0.47$



Estimate=0.93D Err=-0.070D



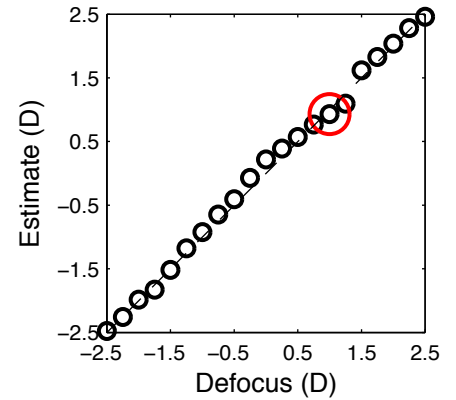
Img=3632, RMS=0.48



$\Delta D=0.00$




All Estimates






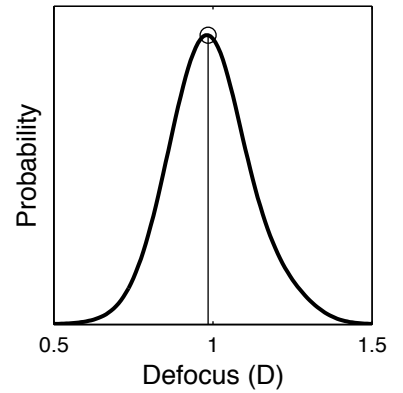
$\Delta D=1.00$




$\Delta D=1.00, \text{RMS}=0.92$




Estimate=0.98D Err=-0.016D



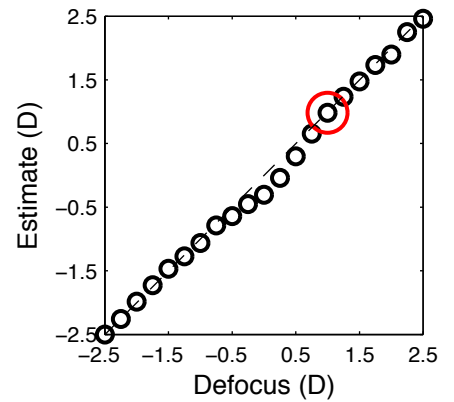
Img=360, RMS=0.98



$\Delta D=0.00$



All Estimates






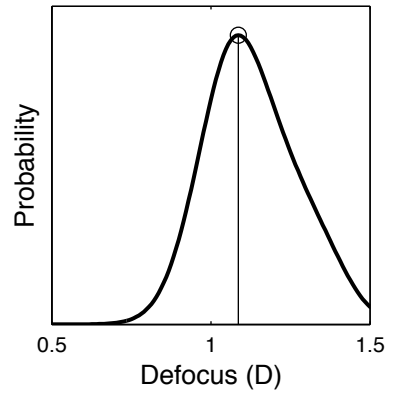
$\Delta D=1.00$




$\Delta D=1.00, \text{RMS}=1.02$



Estimate=1.09D Err=0.086D



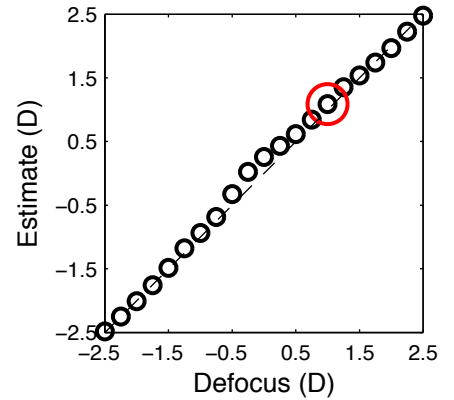
Img=3977, RMS=1.11



$\Delta D=0.00$




All Estimates



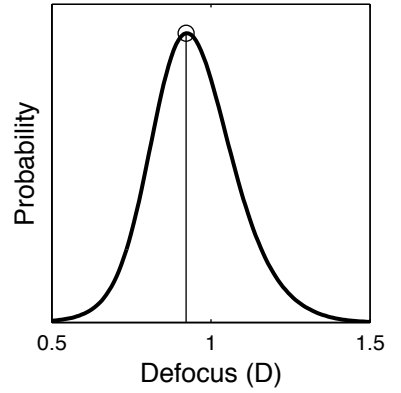
$\Delta D=1.00$



$\Delta D=1.00, \text{RMS}=0.31$



Estimate=0.92D Err=-0.078D



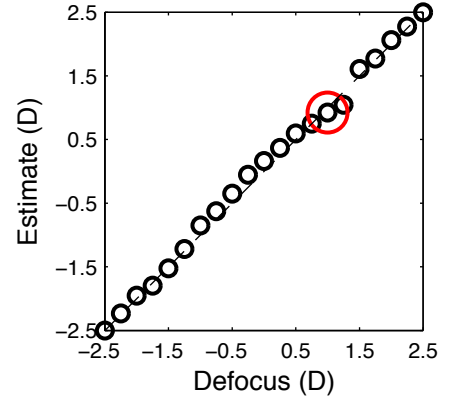
Img=343, RMS=0.33



$\Delta D=0.00$




All Estimates



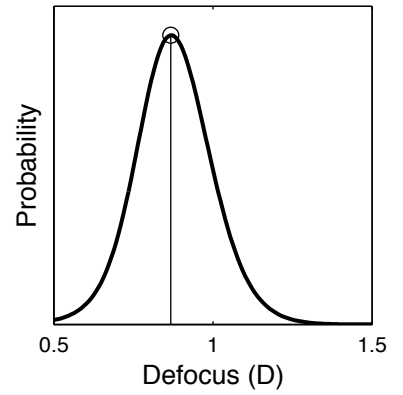
$\Delta D=1.00$




$\Delta D=1.00, \text{RMS}=0.95$



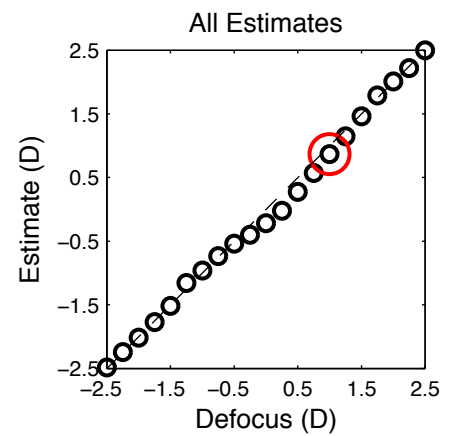
Estimate=0.87D Err=-0.133D



Img=3713, RMS=1.02



$\Delta D=0.00$






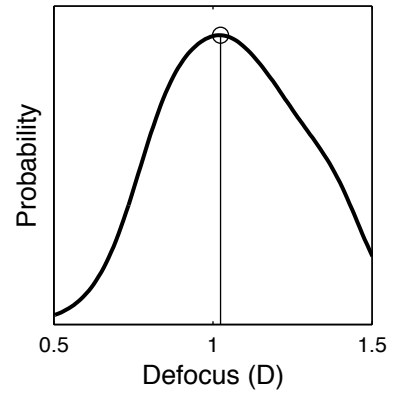
$\Delta D=1.00$




$\Delta D=1.00$ , RMS=0.37



Estimate=1.02D Err=0.023D



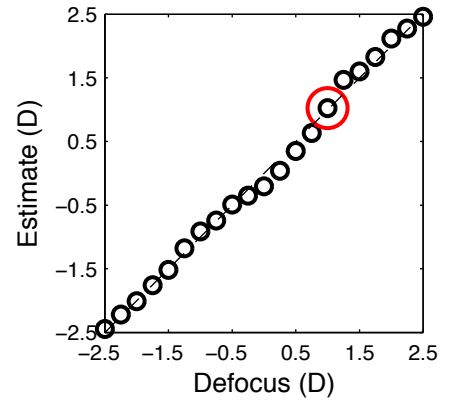
Img=341, RMS=0.40




$\Delta D=0.00$




All Estimates



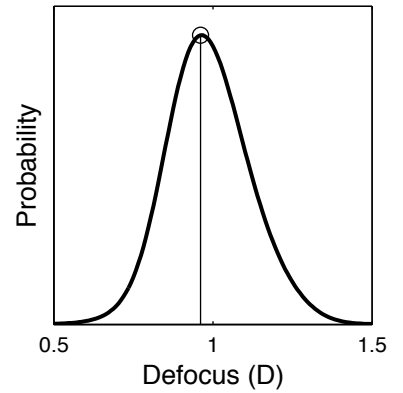
$\Delta D=1.00$




$\Delta D=1.00$ , RMS=0.68




Estimate=0.96D Err=-0.039D



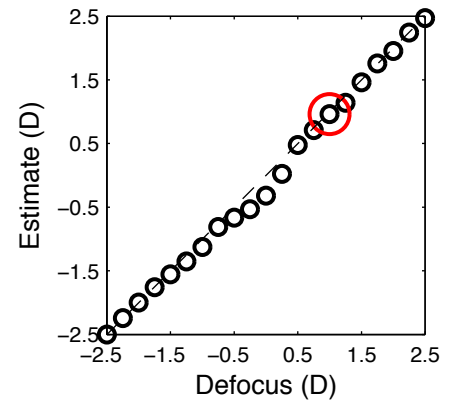
Img=364, RMS=0.71



$\Delta D=0.00$




All Estimates



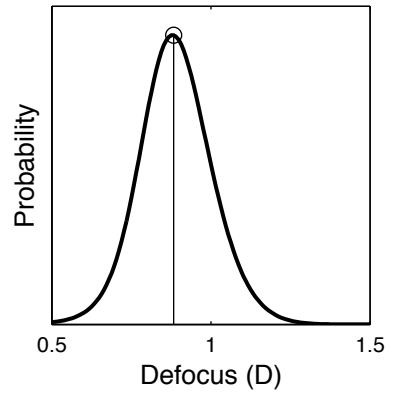
$\Delta D=1.00$




$\Delta D=1.00, \text{RMS}=0.69$



Estimate=0.88D Err=-0.117D



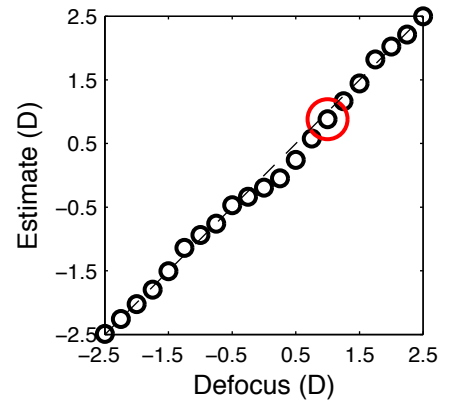
Img=3860, RMS=0.74



$\Delta D=0.00$



All Estimates






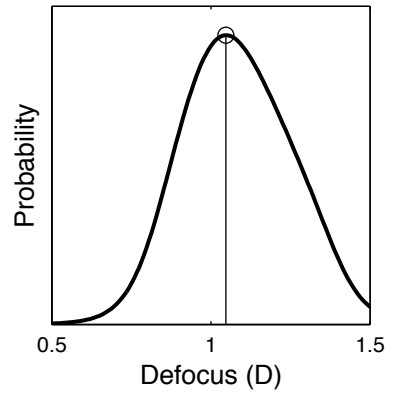
$\Delta D=1.00$




$\Delta D=1.00$ , RMS=0.85



Estimate=1.05D Err=0.047D



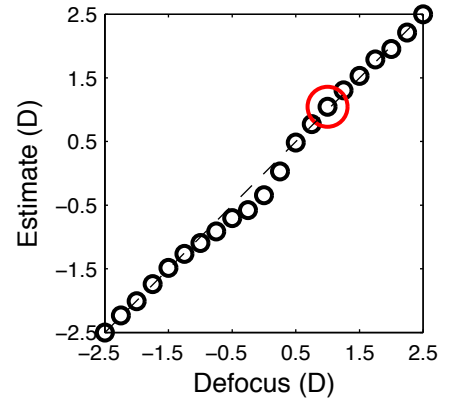
Img=3937, RMS=0.88



$\Delta D=0.00$




All Estimates



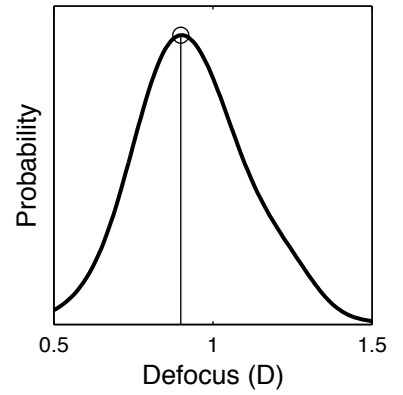
$\Delta D=1.00$




$\Delta D=1.00, \text{RMS}=0.93$



Estimate=0.90D Err=-0.102D



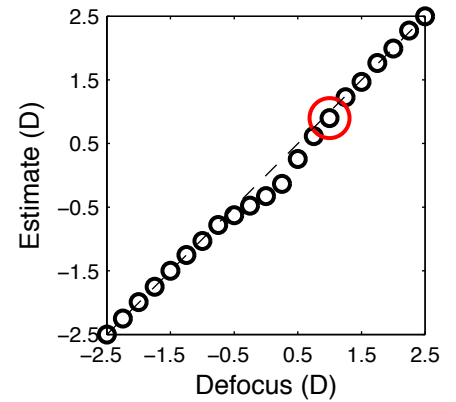
Img=3940, RMS=1.02



$\Delta D=0.00$




All Estimates



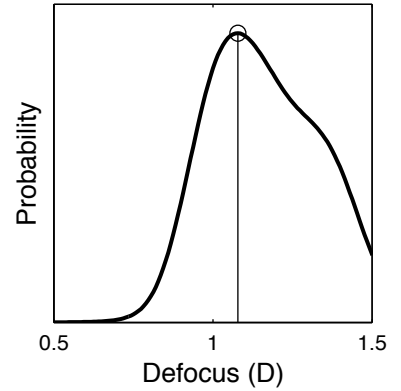
$\Delta D=1.00$




$\Delta D=1.00, \text{RMS}=0.34$



Estimate=1.08D Err=0.078D



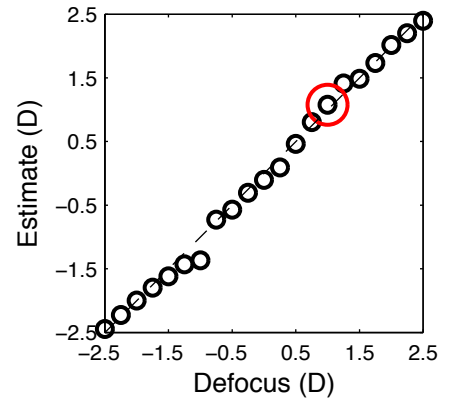
Img=3565, RMS=0.36



$\Delta D=0.00$



All Estimates






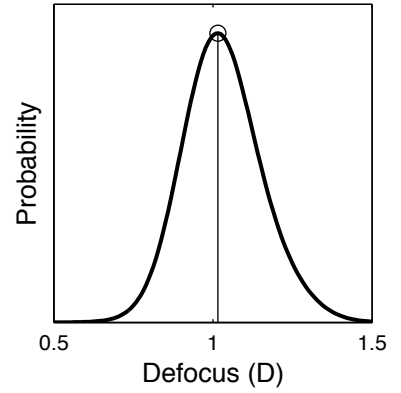
$\Delta D=1.00$



$\Delta D=1.00$ , RMS=0.39



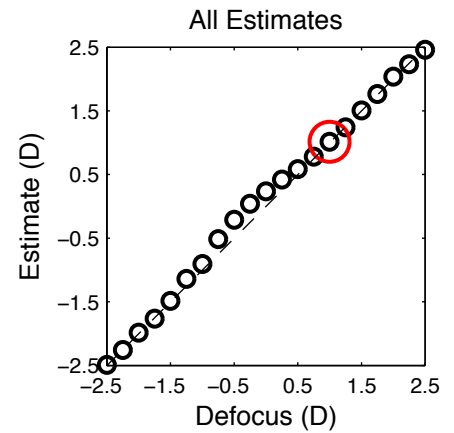
Estimate=1.02D Err=0.016D



Img=3611, RMS=0.41




$\Delta D=0.00$



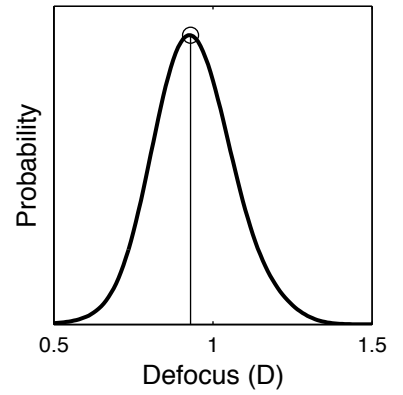
$\Delta D=1.00$




$\Delta D=1.00, \text{RMS}=0.67$



Estimate=0.93D Err=-0.070D



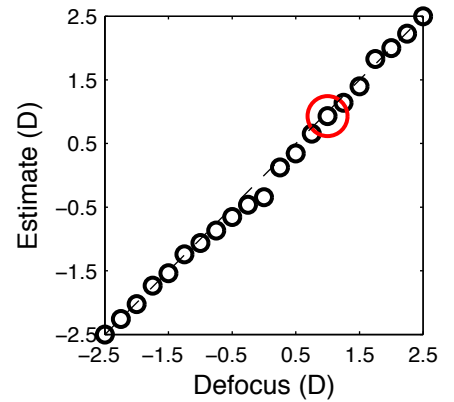
Img=3896, RMS=0.72



$\Delta D=0.00$




All Estimates



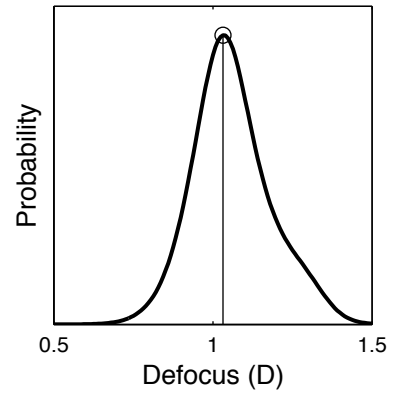
$\Delta D=1.00$




$\Delta D=1.00, \text{RMS}=1.06$



Estimate=1.03D Err=0.031D



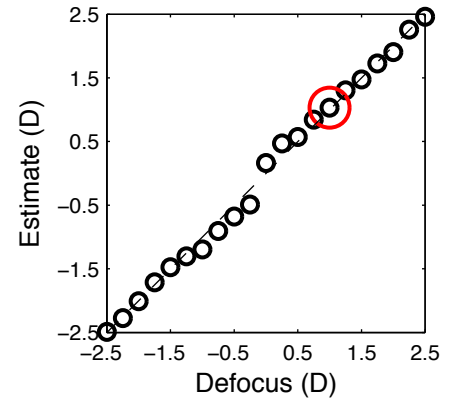
Img=3659, RMS=1.14



$\Delta D=0.00$



All Estimates






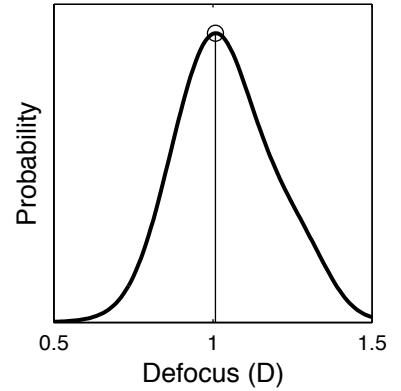
$\Delta D=1.00$



$\Delta D=1.00, \text{RMS}=0.68$



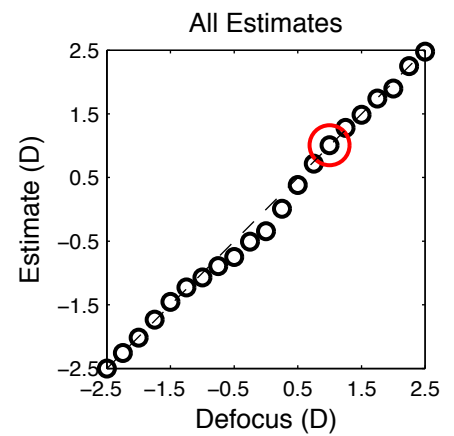
Estimate=1.01D Err=0.008D



Img=3857, RMS=0.70




$\Delta D=0.00$



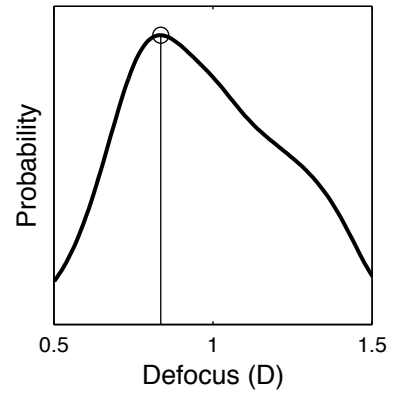
$\Delta D=1.00$




$\Delta D=1.00$ , RMS=0.42



Estimate=0.84D Err=-0.164D



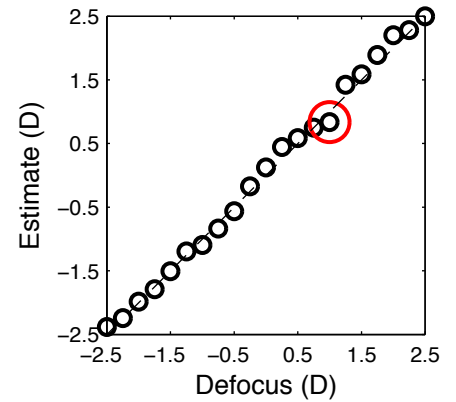
Img=3595, RMS=0.44



$\Delta D=0.00$




All Estimates



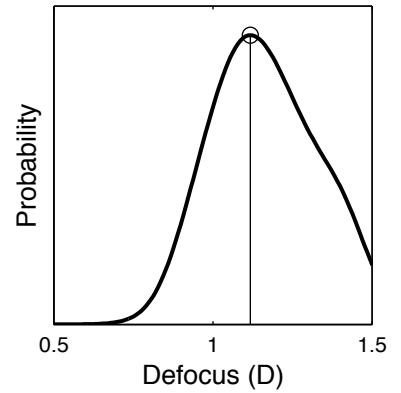
$\Delta D=1.00$




$\Delta D=1.00, \text{RMS}=0.61$




Estimate=1.12D Err=0.117D



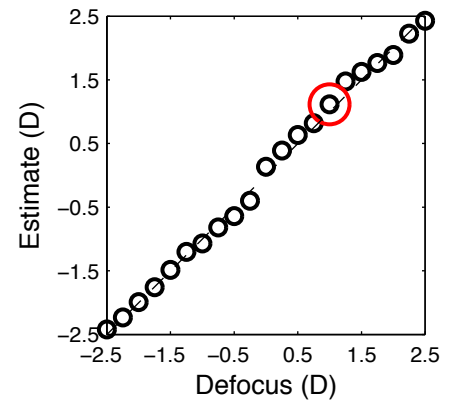
Img=3624, RMS=0.64



$\Delta D=0.00$



All Estimates






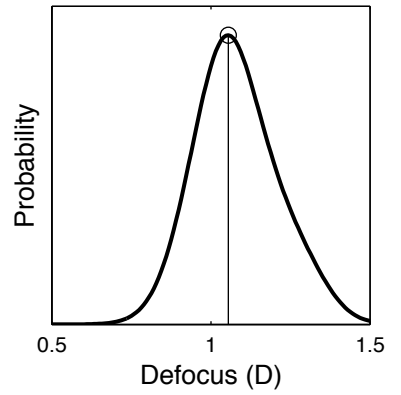
$\Delta D=1.00$




$\Delta D=1.00, \text{RMS}=1.12$



Estimate=1.05D Err=0.055D



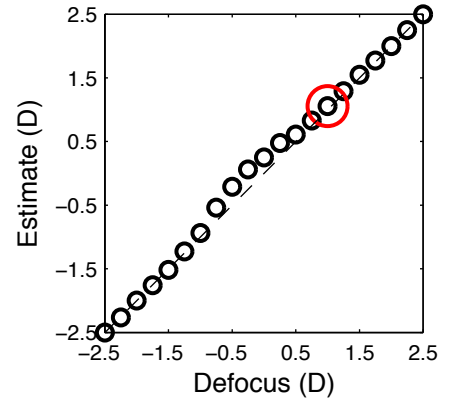
Img=3632, RMS=1.23



$\Delta D=0.00$




All Estimates



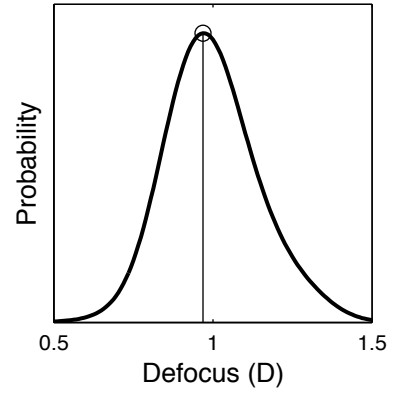
$\Delta D=1.00$




$\Delta D=1.00, RMS=0.71$



Estimate=0.97D Err=-0.031D



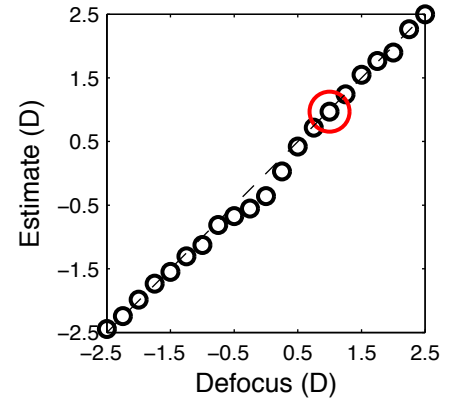
Img=3659, RMS=0.78



$\Delta D=0.00$



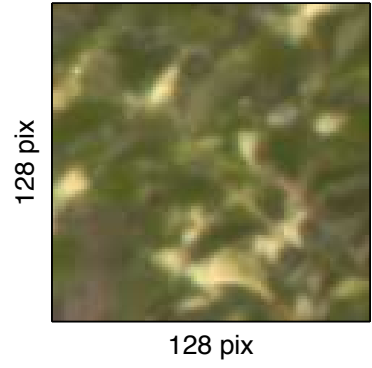
All Estimates



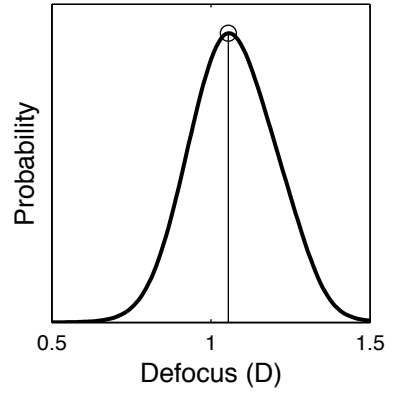
$\Delta D=1.00$



$\Delta D=1.00$ , RMS=1.02



Estimate=1.05D Err=0.055D



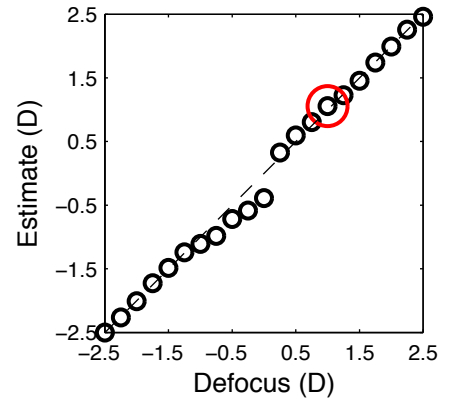
Img=3496, RMS=1.08



$\Delta D=0.00$



All Estimates






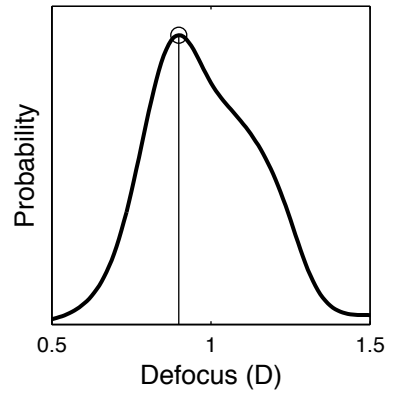
$\Delta D=1.00$




$\Delta D=1.00, \text{RMS}=1.17$



Estimate=0.90D Err=-0.102D



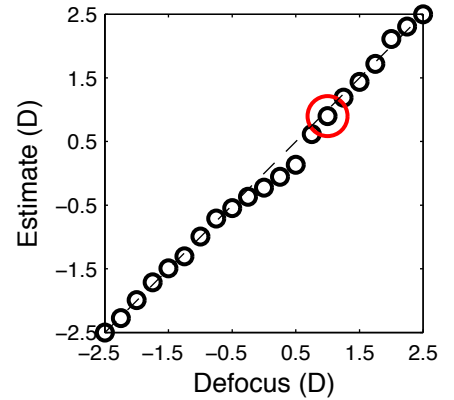
Img=3722, RMS=1.20



$\Delta D=0.00$




All Estimates



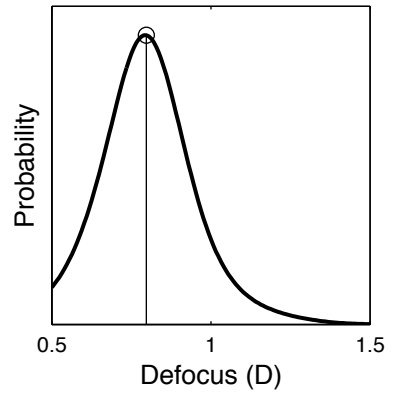
$\Delta D=1.00$



$\Delta D=1.00, \text{RMS}=0.74$



Estimate=0.80D Err=-0.203D



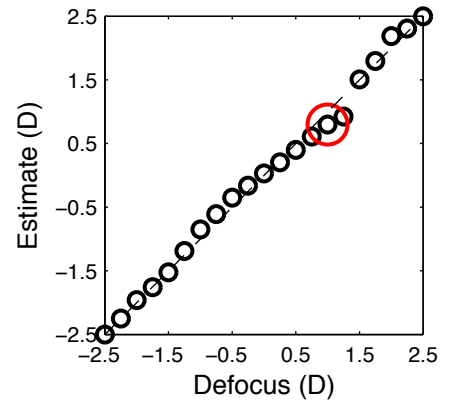
Img=3498, RMS=0.75



$\Delta D=0.00$




All Estimates



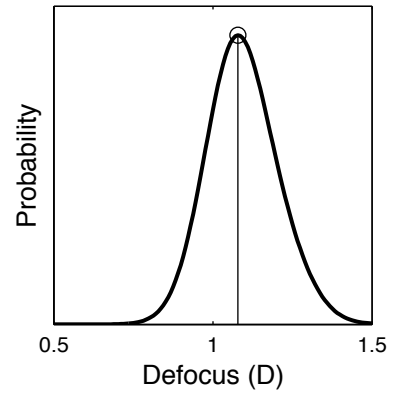
$\Delta D=1.00$



$\Delta D=1.00, \text{RMS}=0.52$



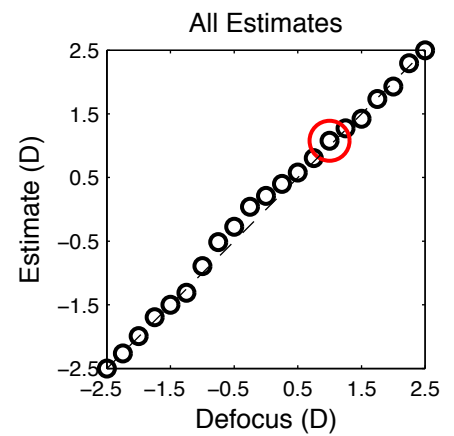
Estimate=1.08D Err=0.078D



Img=3597, RMS=0.53



$\Delta D=0.00$






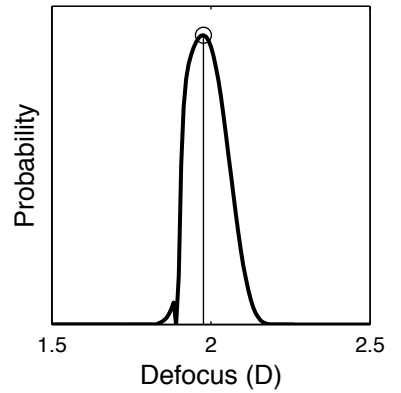
$\Delta D=2.00$



$\Delta D=2.00$ , RMS=0.76

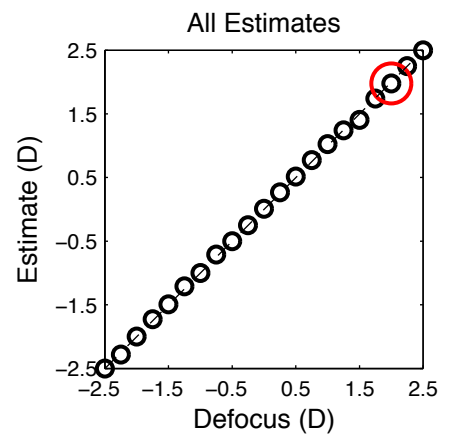



Estimate=1.98D Err=-0.023D



Img=3954, RMS=0.89


$\Delta D=0.00$



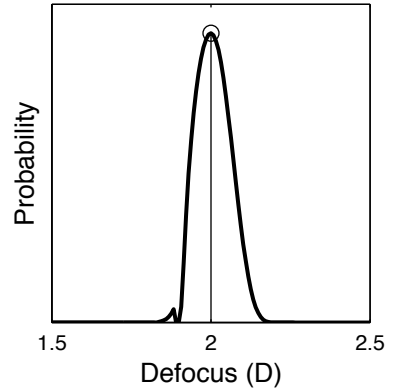
$\Delta D=2.00$




$\Delta D=2.00$ , RMS=0.45



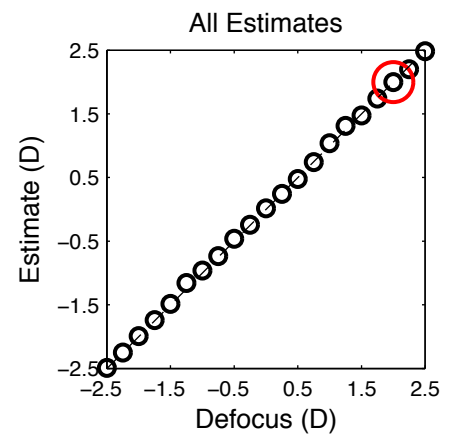
Estimate=2.00D Err=0.000D



Img=3593, RMS=0.52




$\Delta D=0.00$



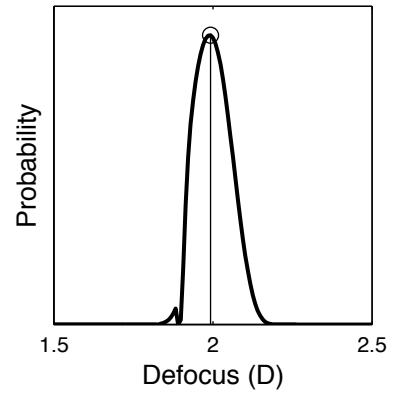
$\Delta D=2.00$




$\Delta D=2.00$ , RMS=0.53



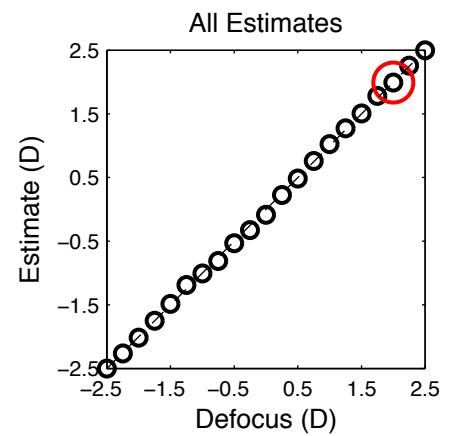
Estimate=1.99D Err=-0.008D



Img=3613, RMS=0.57



$\Delta D=0.00$






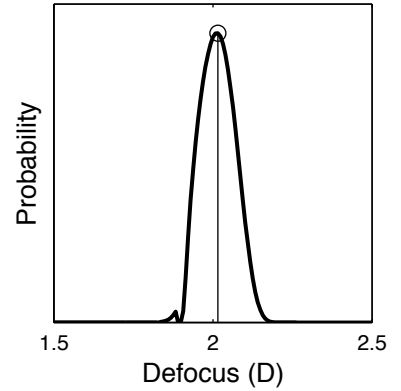
$\Delta D=2.00$




$\Delta D=2.00$ , RMS=0.81



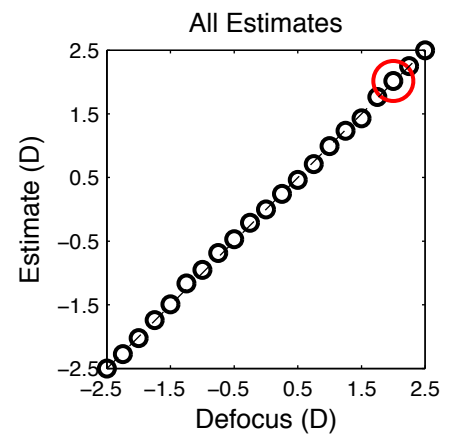
Estimate=2.02D Err=0.016D



Img=3620, RMS=1.01




$\Delta D=0.00$



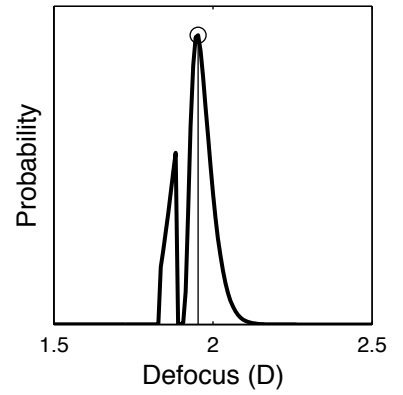
$\Delta D=2.00$




$\Delta D=2.00$ , RMS=0.46



Estimate=1.95D Err=-0.047D



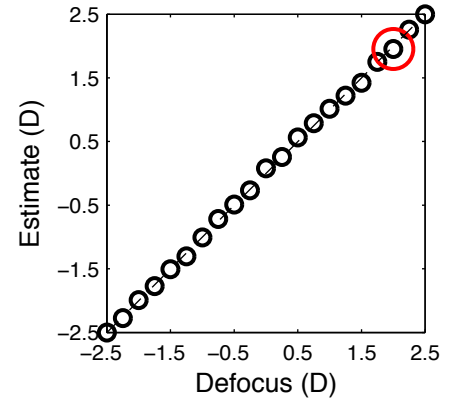
Img=3739, RMS=0.50



$\Delta D=0.00$




All Estimates



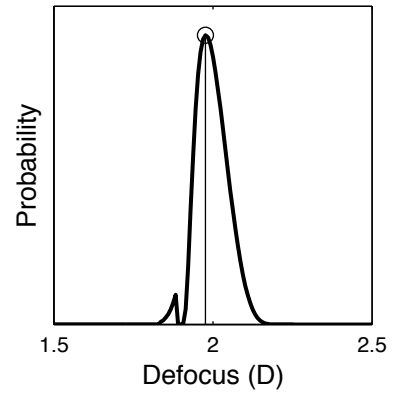
$\Delta D=2.00$




$\Delta D=2.00$ , RMS=0.73



Estimate=1.98D Err=-0.023D



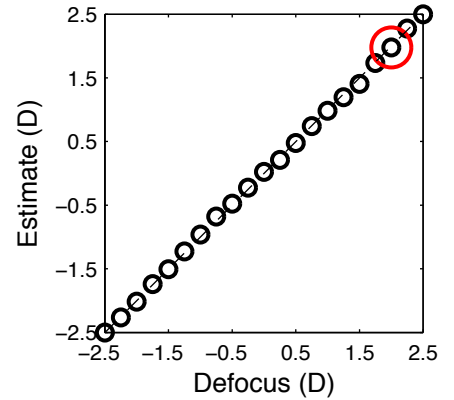
Img=3758, RMS=0.84



$\Delta D=0.00$



All Estimates






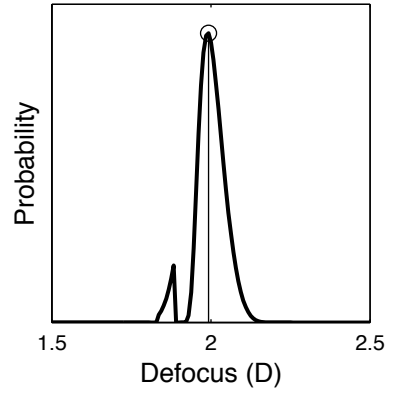
$\Delta D=2.00$



$\Delta D=2.00$ , RMS=0.50



Estimate=1.99D Err=-0.008D



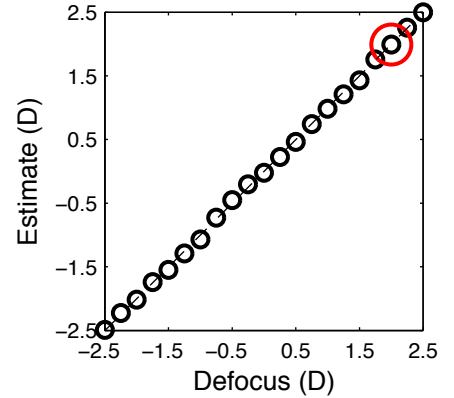
Img=3739, RMS=0.53



$\Delta D=0.00$




All Estimates



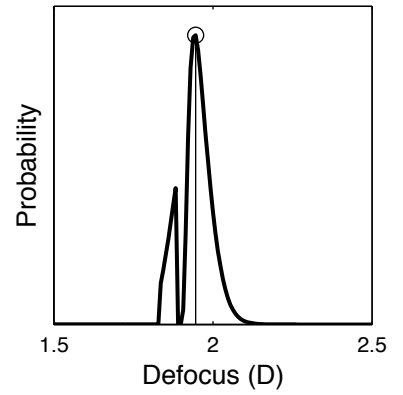
$\Delta D=2.00$



$\Delta D=2.00$ , RMS=0.52



Estimate=1.95D Err=-0.055D



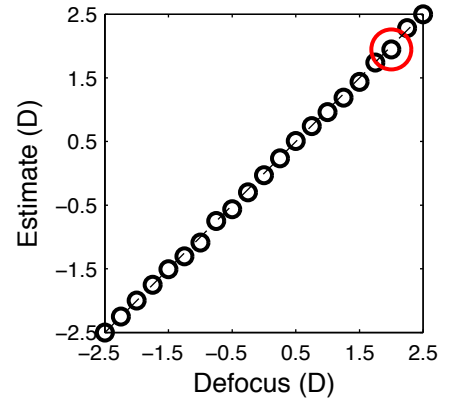
Img=3885, RMS=0.57



$\Delta D=0.00$




All Estimates



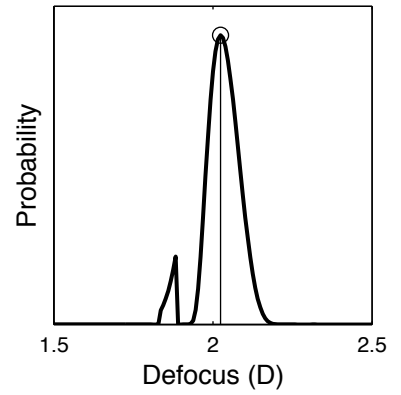
$\Delta D=2.00$




$\Delta D=2.00$ , RMS=0.85



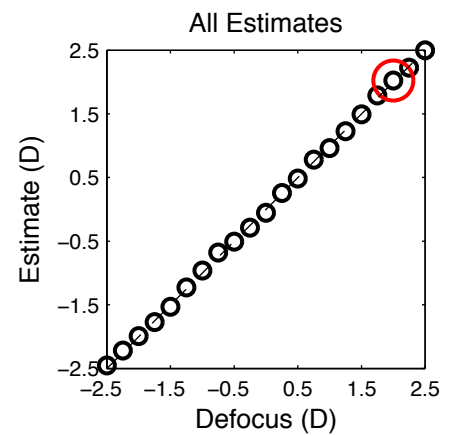
Estimate=2.02D Err=0.023D



Img=362, RMS=0.94



$\Delta D=0.00$






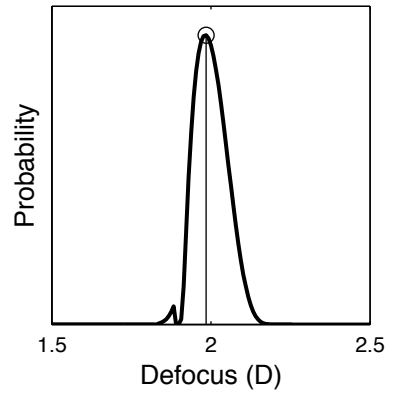
$\Delta D=2.00$




$\Delta D=2.00$ , RMS=0.45



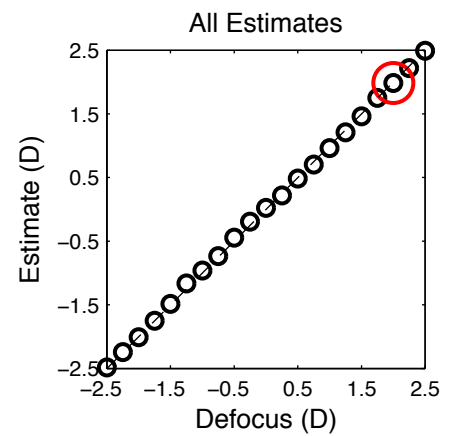
Estimate=1.98D Err=-0.016D



Img=3611, RMS=0.52




$\Delta D=0.00$



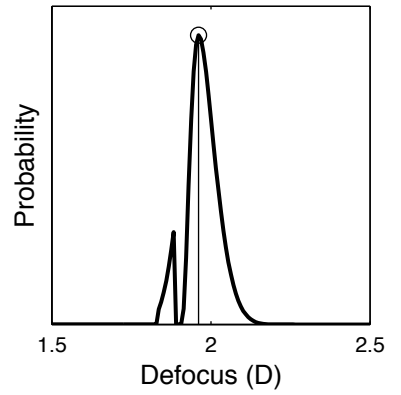
$\Delta D=2.00$



$\Delta D=2.00$ , RMS=0.46



Estimate=1.96D Err=-0.039D



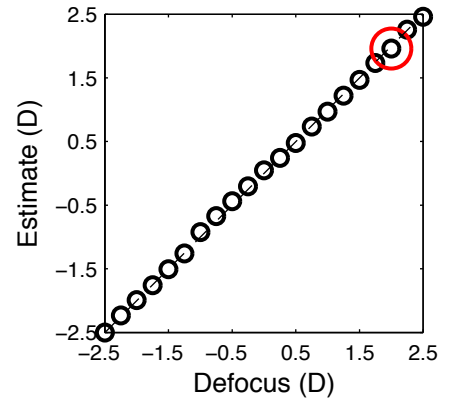
Img=3609, RMS=0.49



$\Delta D=0.00$




All Estimates



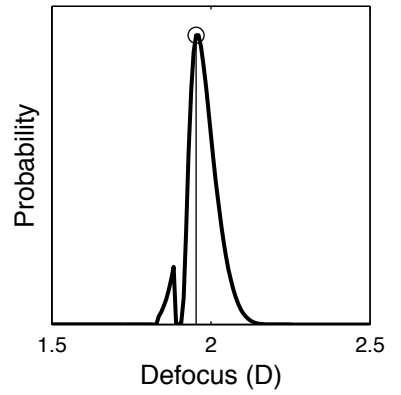
$\Delta D=2.00$




$\Delta D=2.00$ , RMS=0.79



Estimate=1.95D Err=-0.047D



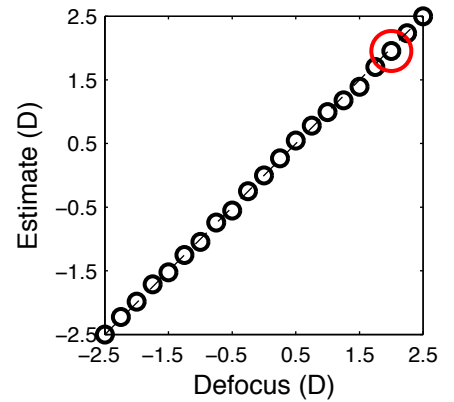
Img=3915, RMS=0.89



$\Delta D=0.00$



All Estimates






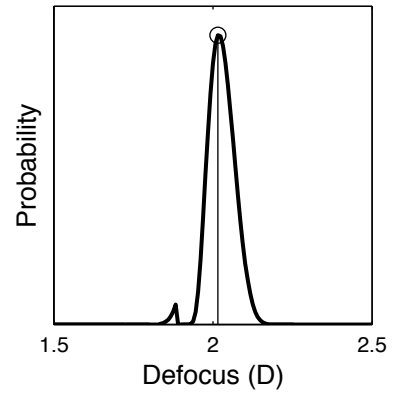
$\Delta D=2.00$




$\Delta D=2.00$ , RMS=0.52



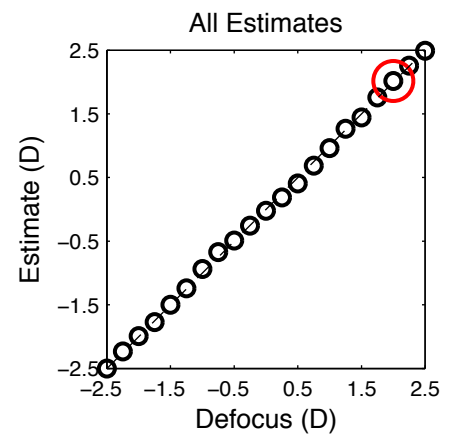

Estimate=2.02D Err=0.016D



Img=3931, RMS=0.67




$\Delta D=0.00$



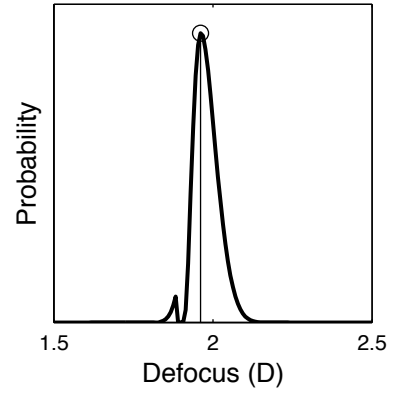
$\Delta D=2.00$



$\Delta D=2.00, \text{RMS}=0.68$



Estimate=1.96D Err=-0.039D



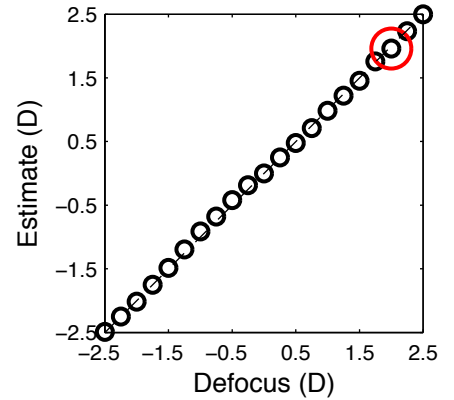
Img=3675, RMS=0.97



$\Delta D=0.00$




All Estimates



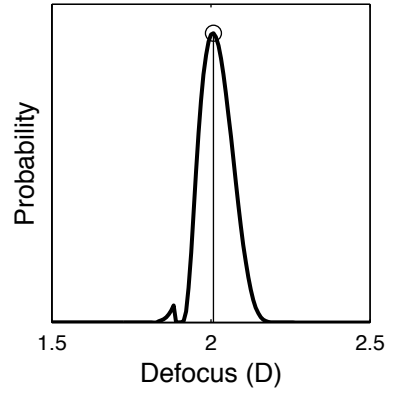
$\Delta D=2.00$




$\Delta D=2.00$ , RMS=0.45



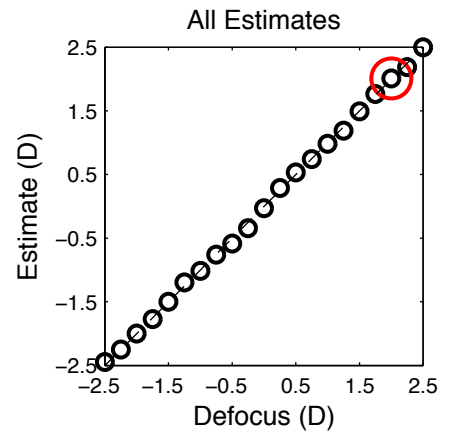
Estimate=2.01D Err=0.008D



Img=3601, RMS=0.49



$\Delta D=0.00$






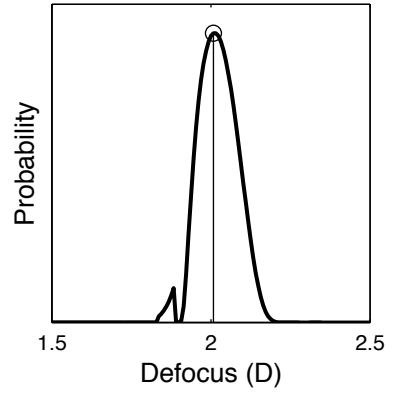
$\Delta D=2.00$



$\Delta D=2.00$ , RMS=0.58



Estimate=2.01D Err=0.008D



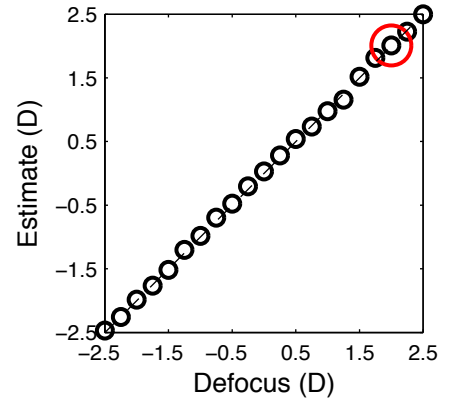
Img=3663, RMS=0.70



$\Delta D=0.00$




All Estimates



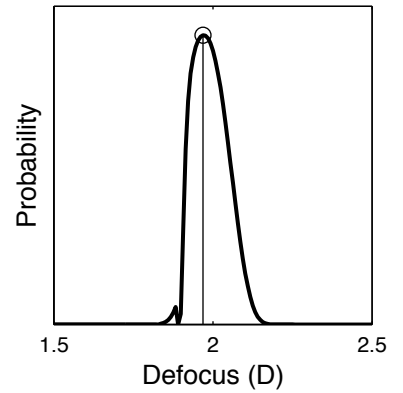
$\Delta D=2.00$



$\Delta D=2.00, \text{RMS}=0.67$



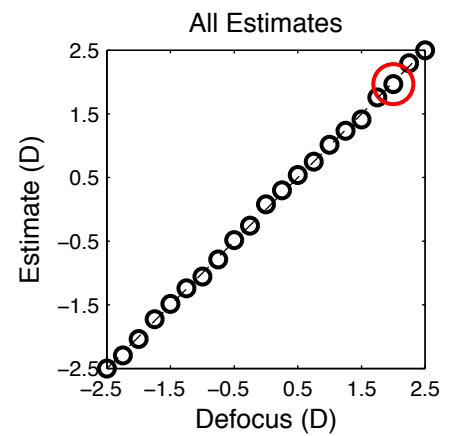
Estimate=1.97D Err=-0.031D



Img=3857, RMS=0.82




$\Delta D=0.00$



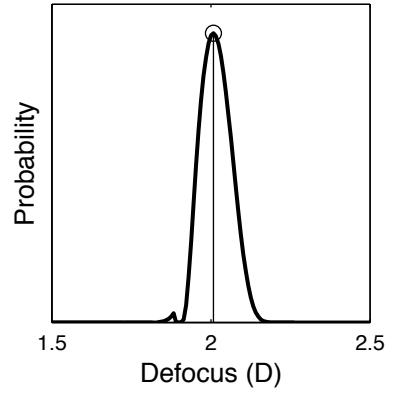
$\Delta D=2.00$



$\Delta D=2.00$ , RMS=0.35



Estimate=2.01D Err=0.008D



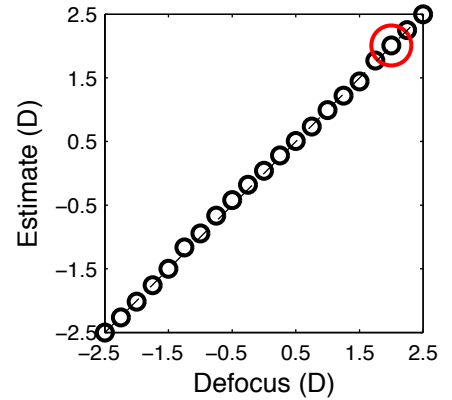
Img=3605, RMS=0.41



$\Delta D=0.00$



All Estimates






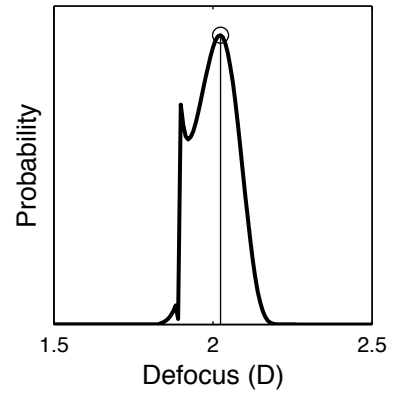
$\Delta D=2.00$



$\Delta D=2.00$ , RMS=0.66

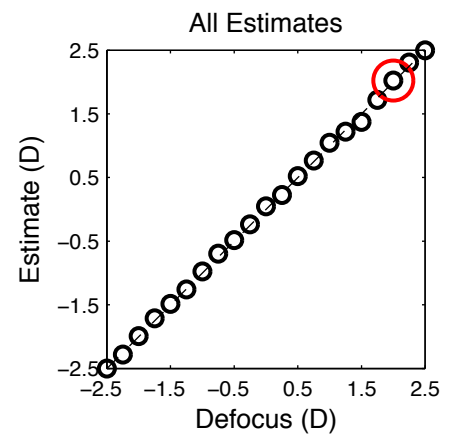


Estimate=2.02D Err=0.023D



Img=3713, RMS=0.77


$\Delta D=0.00$



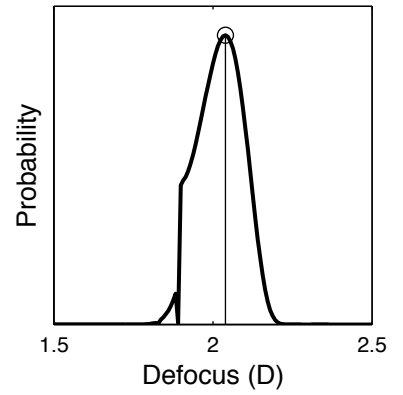
$\Delta D=2.00$




$\Delta D=2.00$ , RMS=0.32



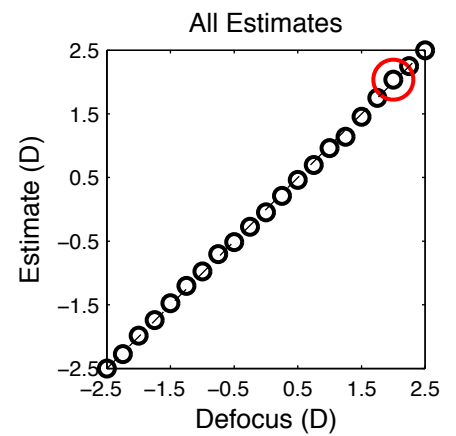
Estimate=2.04D Err=0.039D




Img=3611, RMS=0.35




$\Delta D=0.00$



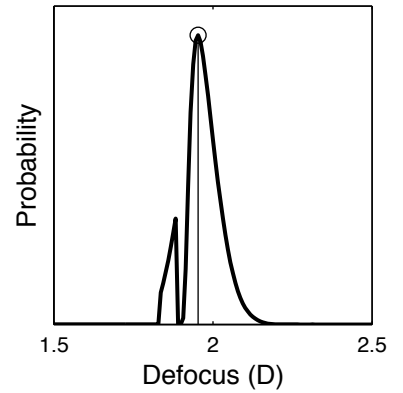
$\Delta D=2.00$



$\Delta D=2.00, \text{RMS}=0.73$



Estimate=1.95D Err=-0.047D



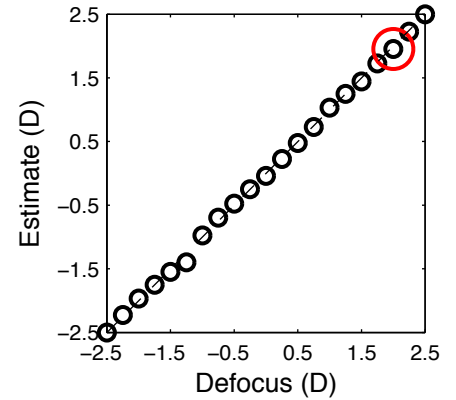
Img=3673, RMS=0.76



$\Delta D=0.00$



All Estimates






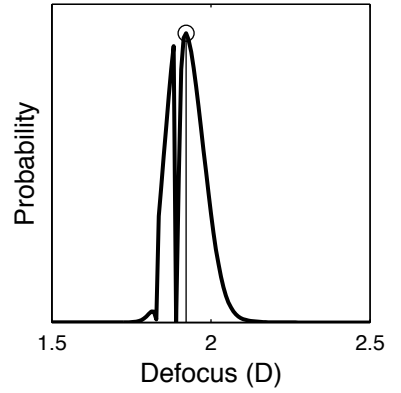
$\Delta D=2.00$



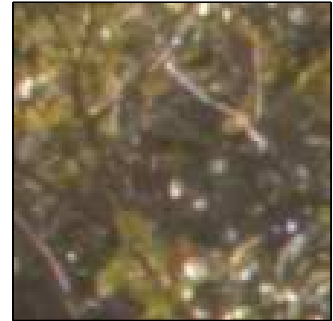
$\Delta D=2.00, \text{RMS}=0.70$



Estimate=1.92D Err=-0.078D



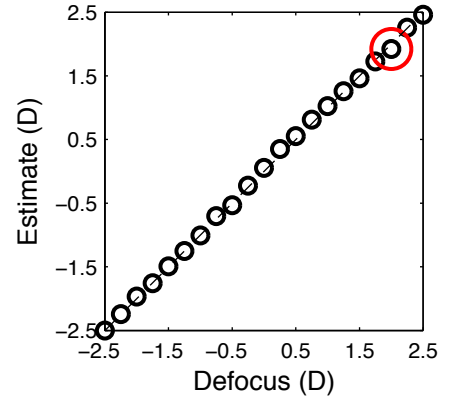
Img=360, RMS=0.91



$\Delta D=0.00$




All Estimates



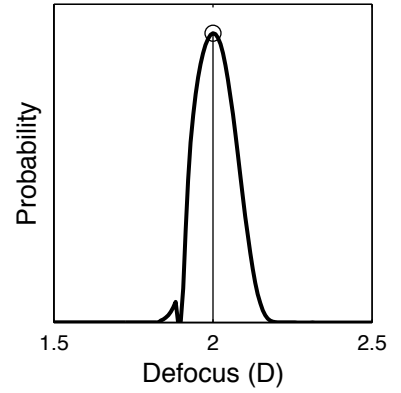
$\Delta D=2.00$



$\Delta D=2.00$ , RMS=0.55

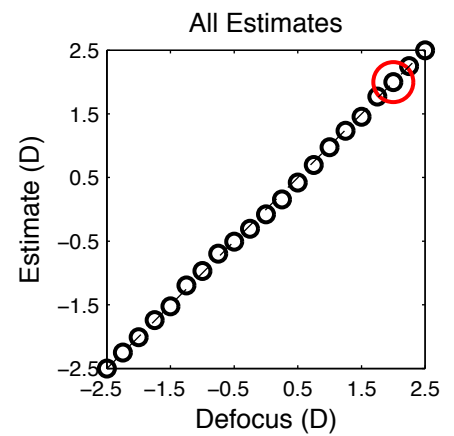



Estimate=2.00D Err=0.000D



Img=3625, RMS=0.61


$\Delta D=0.00$



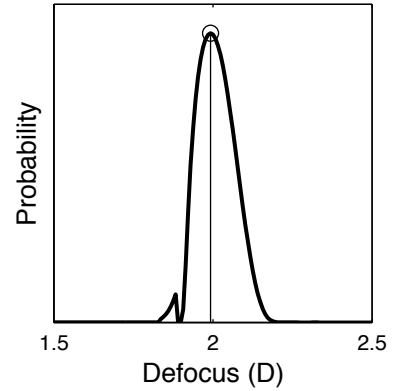
$\Delta D=2.00$




$\Delta D=2.00, RMS=0.50$



Estimate=1.99D Err=-0.008D



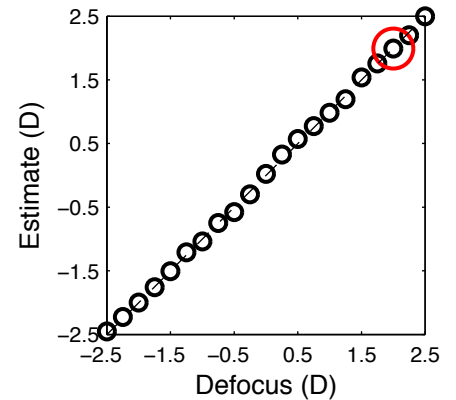
Img=3634, RMS=0.57



$\Delta D=0.00$



All Estimates






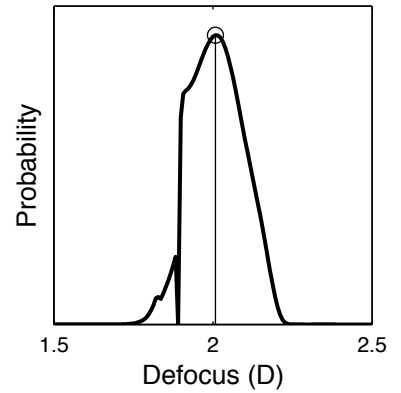
$\Delta D=2.00$



$\Delta D=2.00$ , RMS=0.82



Estimate=2.01D Err=0.008D



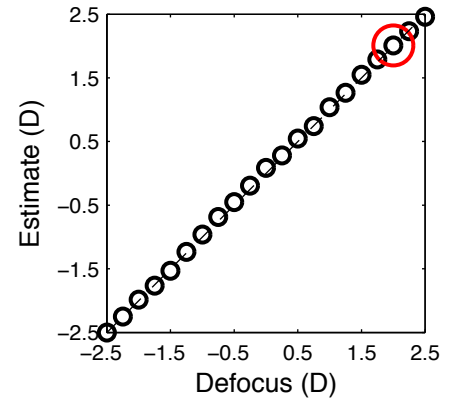
Img=3634, RMS=0.95



$\Delta D=0.00$




All Estimates



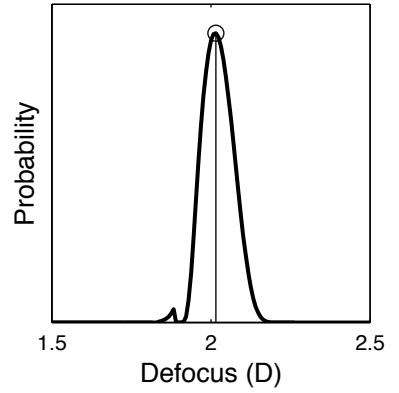
$\Delta D=2.00$




$\Delta D=2.00$ , RMS=1.24



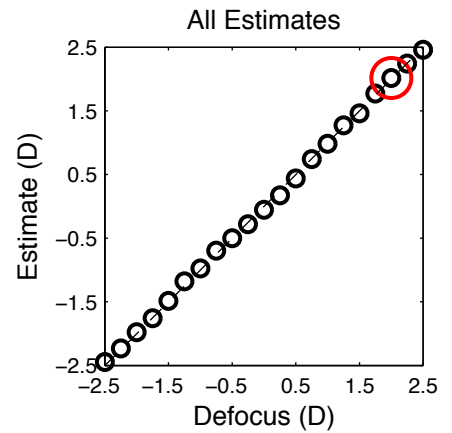
Estimate=2.02D Err=0.016D



Img=3498, RMS=1.62




$\Delta D=0.00$



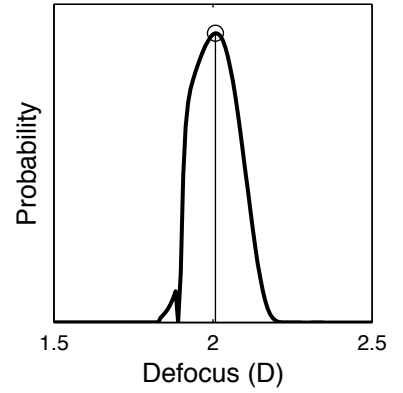
$\Delta D=2.00$




$\Delta D=2.00$ , RMS=0.56



Estimate=2.01D Err=0.008D



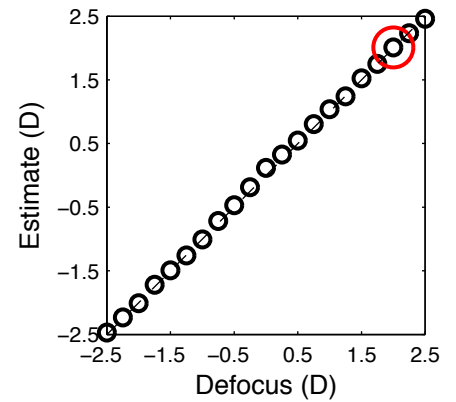
Img=3588, RMS=0.59



$\Delta D=0.00$



All Estimates






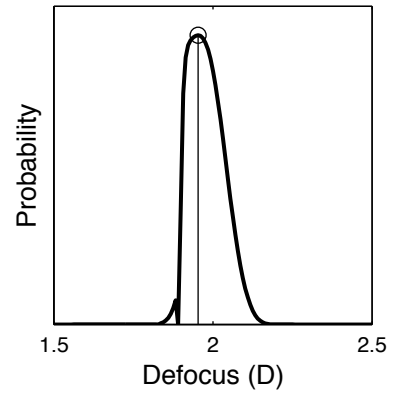
$\Delta D=2.00$




$\Delta D=2.00$ , RMS=0.45



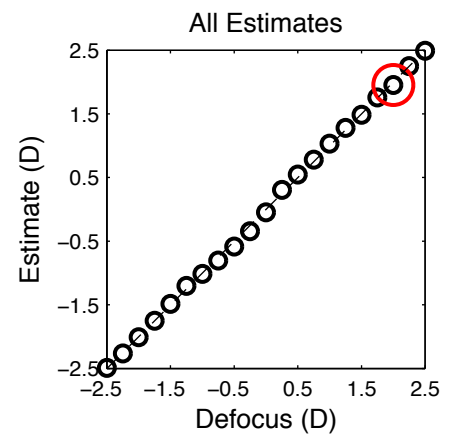
Estimate=1.95D Err=-0.047D



Img=3597, RMS=0.54




$\Delta D=0.00$



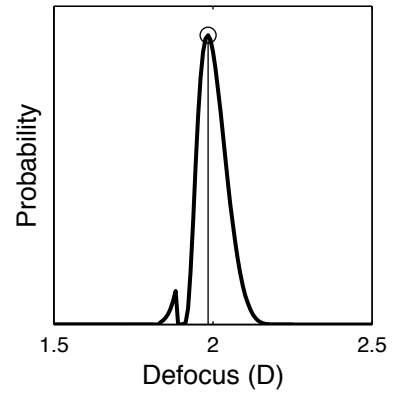
$\Delta D=2.00$




$\Delta D=2.00, \text{RMS}=0.77$



Estimate=1.98D Err=-0.016D



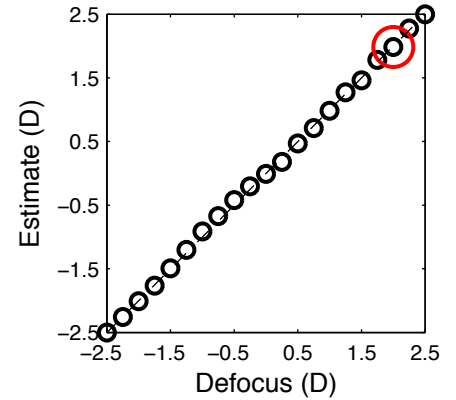
Img=3893, RMS=0.92



$\Delta D=0.00$




All Estimates



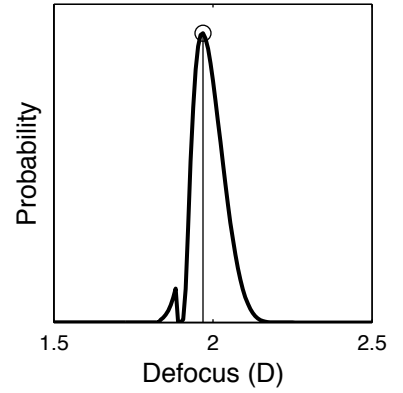
$\Delta D=2.00$




$\Delta D=2.00$ , RMS=0.87



Estimate=1.97D Err=-0.031D



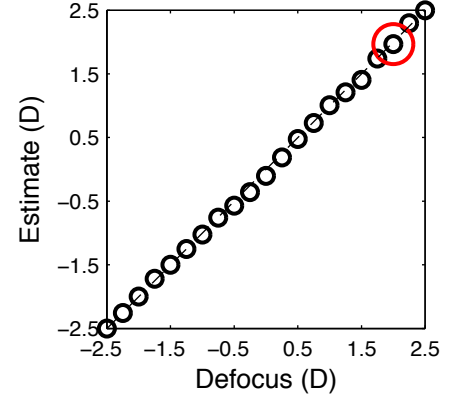
Img=3659, RMS=1.06



$\Delta D=0.00$



All Estimates






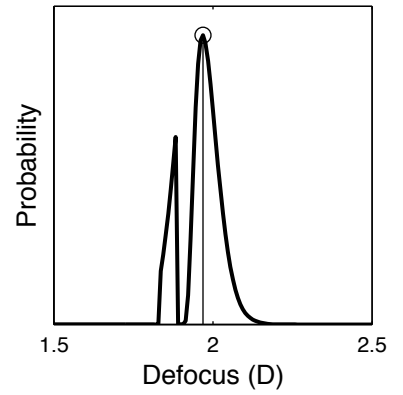
$\Delta D=2.00$



$\Delta D=2.00, \text{RMS}=0.45$



Estimate=1.97D Err=-0.031D



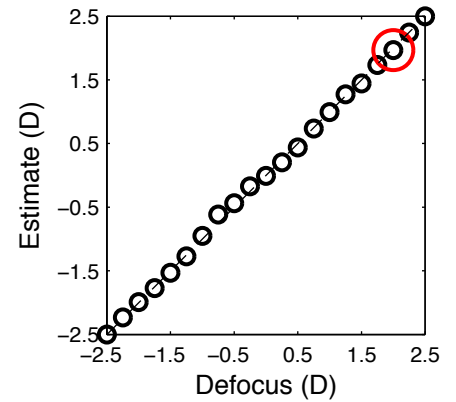
Img=3634, RMS=0.48



$\Delta D=0.00$




All Estimates



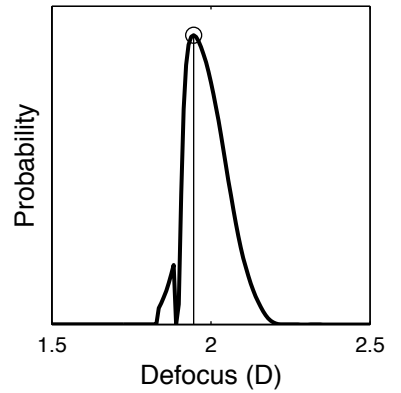
$\Delta D=2.00$




$\Delta D=2.00$ , RMS=1.09



Estimate=1.95D Err=-0.055D



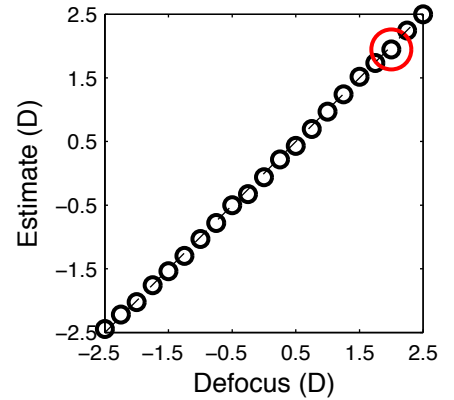
Img=3686, RMS=1.30



$\Delta D=0.00$




All Estimates



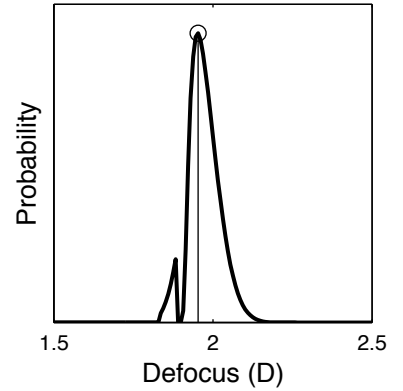
$\Delta D=2.00$



$\Delta D=2.00$ , RMS=0.51



Estimate=1.95D Err=-0.047D



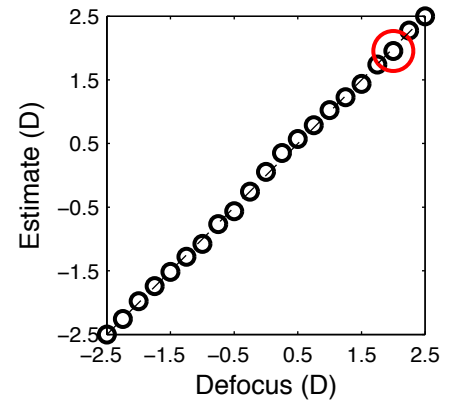
Img=3709, RMS=0.58



$\Delta D=0.00$



All Estimates






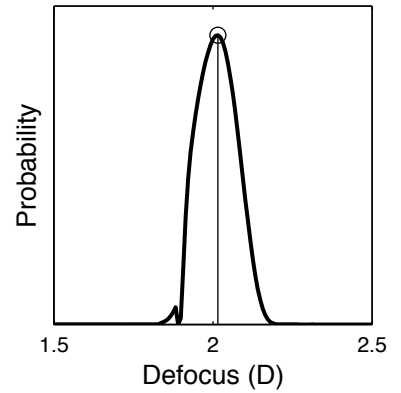
$\Delta D=2.00$




$\Delta D=2.00$ , RMS=0.76




Estimate=2.02D Err=0.016D



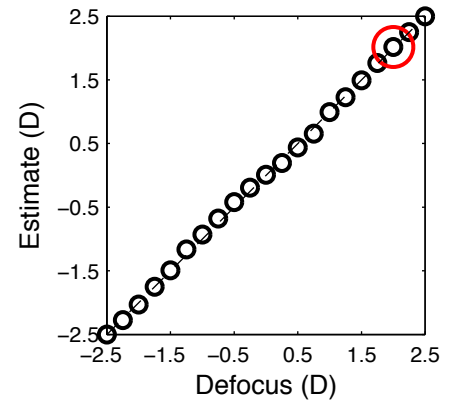
Img=3739, RMS=0.93



$\Delta D=0.00$




All Estimates



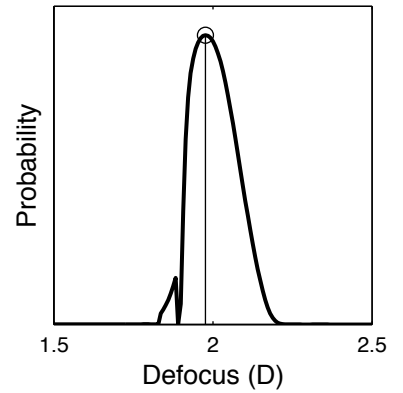
$\Delta D=2.00$



$\Delta D=2.00$ , RMS=0.43



Estimate=1.98D Err=-0.023D



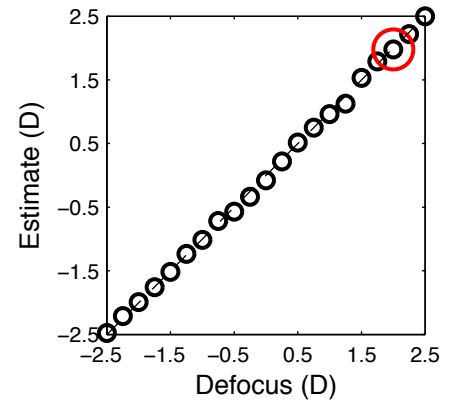
Img=3636, RMS=0.48



$\Delta D=0.00$




All Estimates



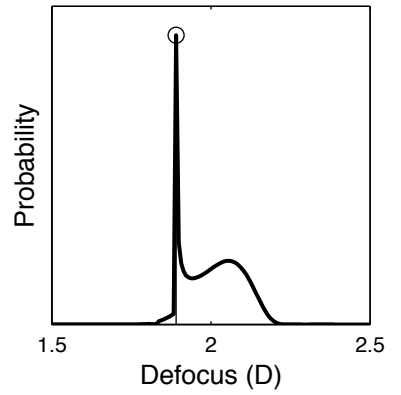
$\Delta D=2.00$




$\Delta D=2.00$ , RMS=0.45



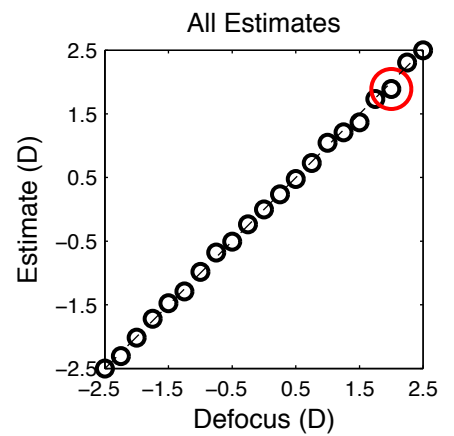
Estimate=1.89D Err=-0.109D



Img=3595, RMS=0.47



$\Delta D=0.00$






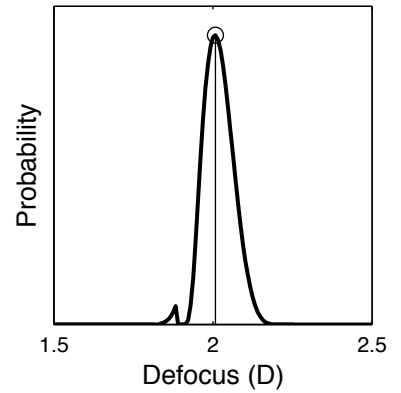
$\Delta D=2.00$




$\Delta D=2.00$ , RMS=0.54



Estimate=2.01D Err=0.008D



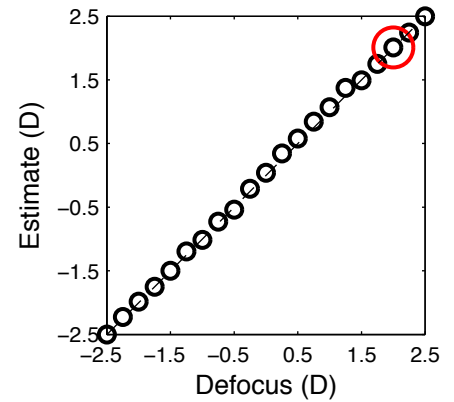
Img=3622, RMS=0.62



$\Delta D=0.00$




All Estimates



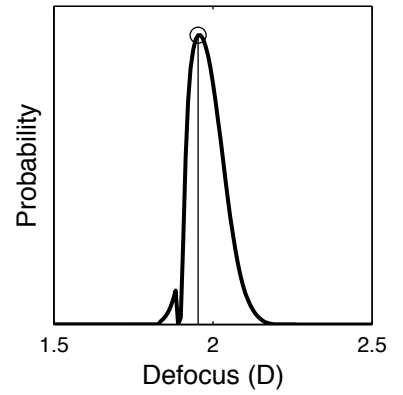
$\Delta D=2.00$




$\Delta D=2.00$ , RMS=0.55



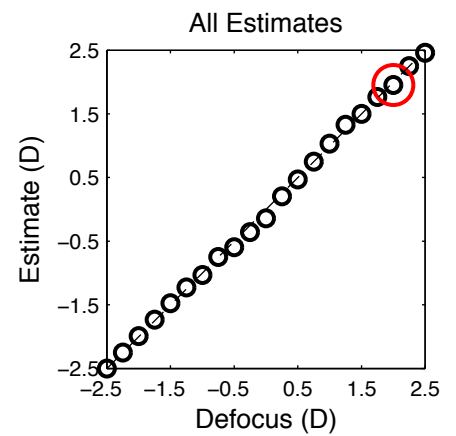
Estimate=1.95D Err=-0.047D



Img=3954, RMS=0.67




$\Delta D=0.00$



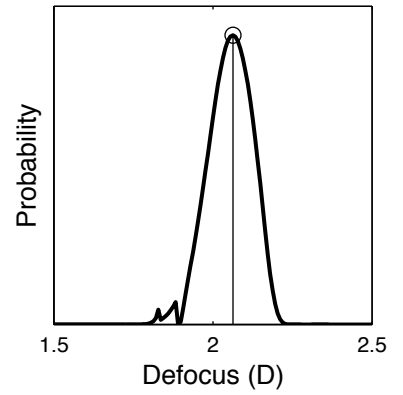
$\Delta D=2.00$




$\Delta D=2.00$ , RMS=0.46



Estimate=2.06D Err=0.062D



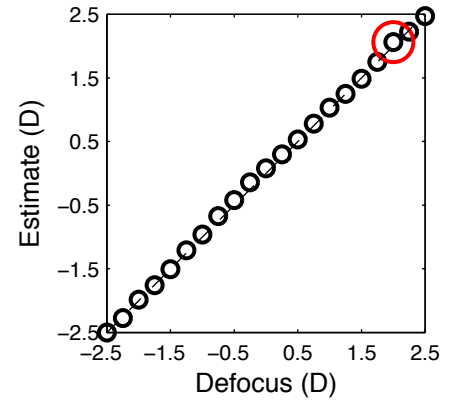
Img=3593, RMS=0.53



$\Delta D=0.00$



All Estimates






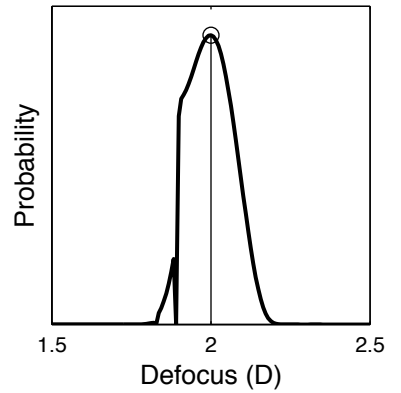
$\Delta D=2.00$



$\Delta D=2.00$ , RMS=0.45



Estimate=2.00D Err=0.000D



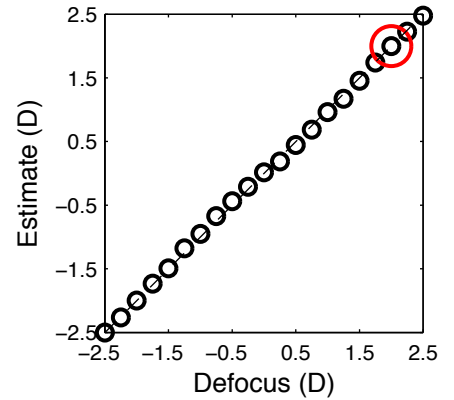
Img=3622, RMS=0.48



$\Delta D=0.00$




All Estimates



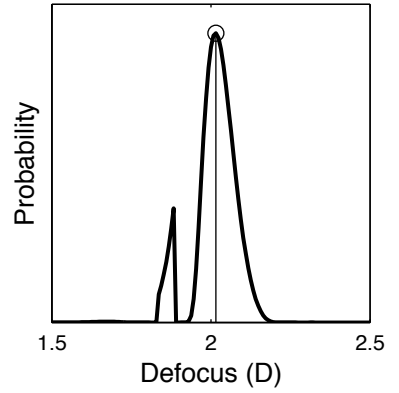
$\Delta D=2.00$




$\Delta D=2.00$ , RMS=0.51



Estimate=2.02D Err=0.016D



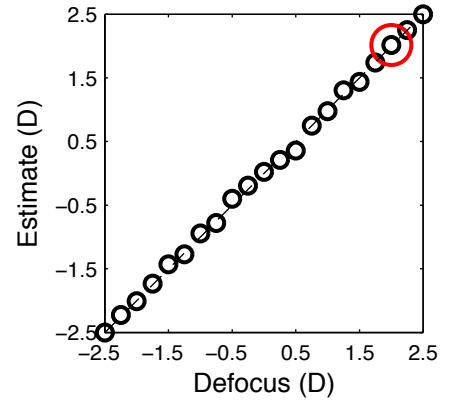
Img=3860, RMS=0.53



$\Delta D=0.00$




All Estimates



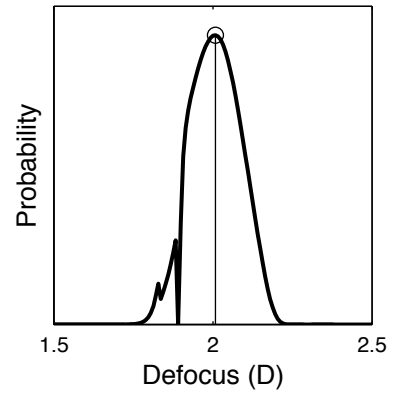
$\Delta D=2.00$




$\Delta D=2.00$ , RMS=1.00



Estimate=2.01D Err=0.008D



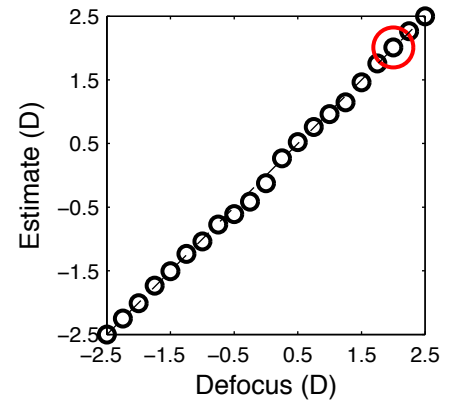
Img=3659, RMS=1.08



$\Delta D=0.00$



All Estimates






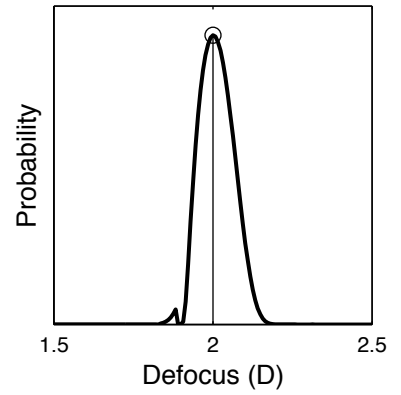
$\Delta D=2.00$




$\Delta D=2.00$ , RMS=1.25



Estimate=2.00D Err=0.000D



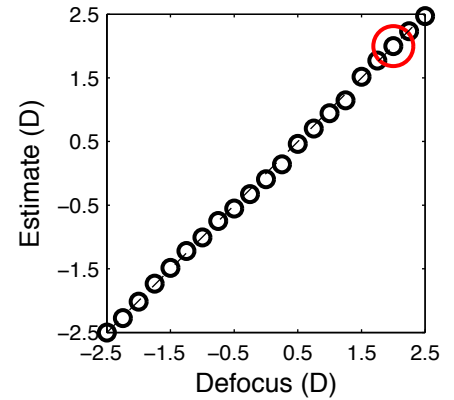
Img=3661, RMS=1.39



$\Delta D=0.00$




All Estimates



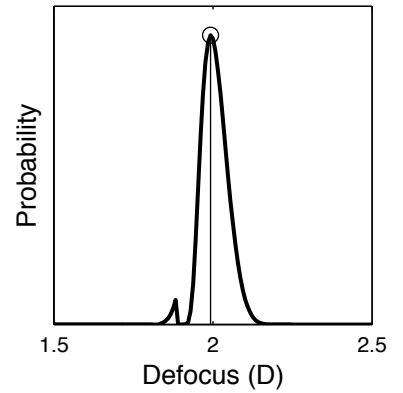
$\Delta D=2.00$



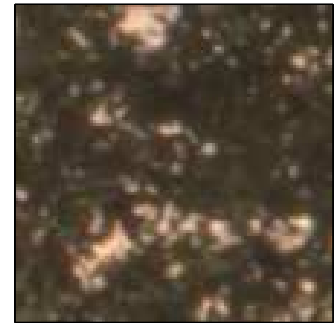
$\Delta D=2.00$ , RMS=1.30



Estimate=1.99D Err=-0.008D



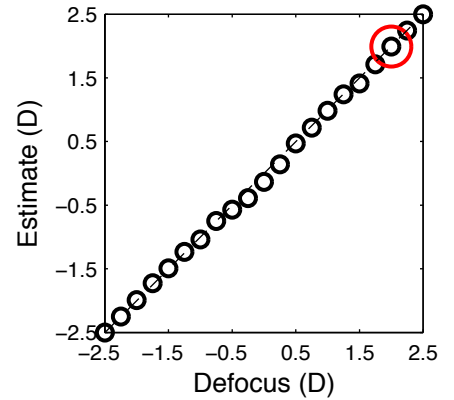
Img=3686, RMS=1.62



$\Delta D=0.00$




All Estimates



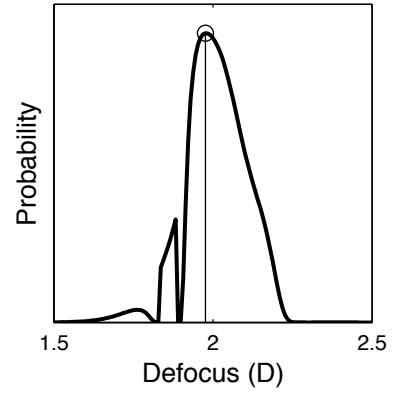
$\Delta D=2.00$




$\Delta D=2.00, \text{RMS}=0.50$



Estimate=1.98D Err=-0.023D



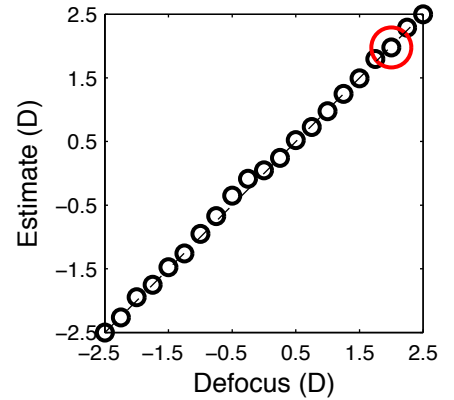
Img=341, RMS=0.57



$\Delta D=0.00$



All Estimates






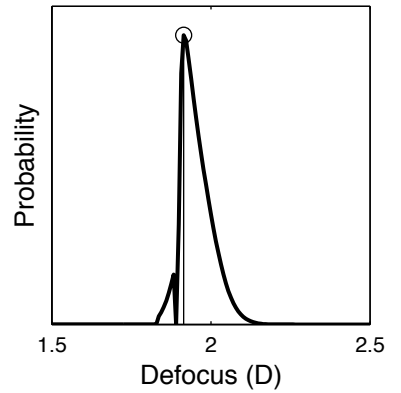
$\Delta D=2.00$




$\Delta D=2.00, \text{RMS}=0.72$



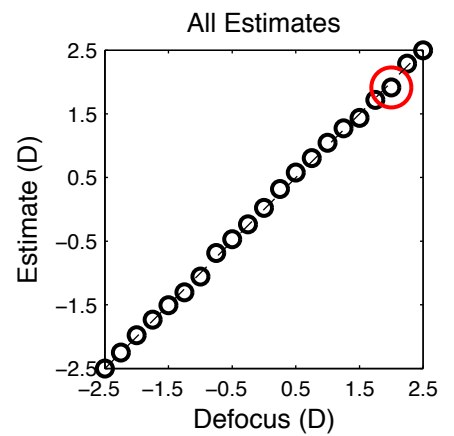

Estimate=1.91D Err=-0.086D



Img=3951, RMS=0.82




$\Delta D=0.00$



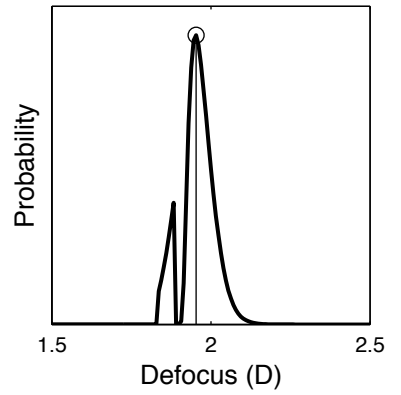
$\Delta D=2.00$




$\Delta D=2.00$ , RMS=0.89



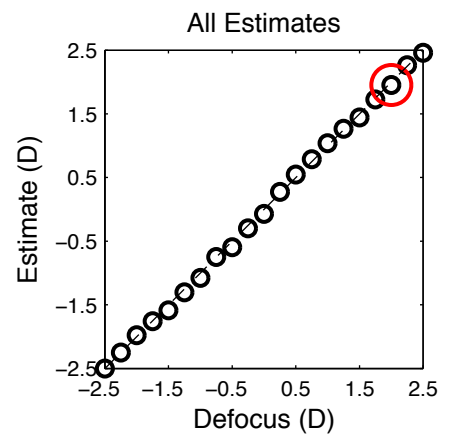
Estimate=1.95D Err=-0.047D



Img=3652, RMS=0.97



$\Delta D=0.00$






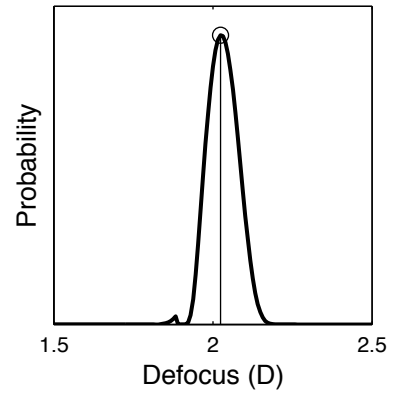
$\Delta D=2.00$




$\Delta D=2.00$ , RMS=0.62




Estimate=2.02D Err=0.023D



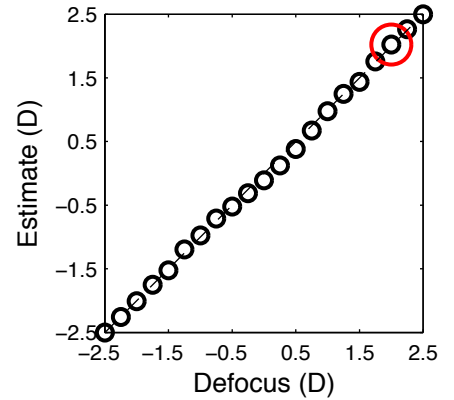
Img=3972, RMS=0.71



$\Delta D=0.00$



All Estimates






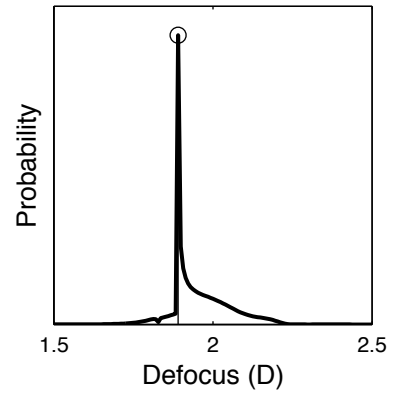
$\Delta D=2.00$



$\Delta D=2.00$ , RMS=1.68

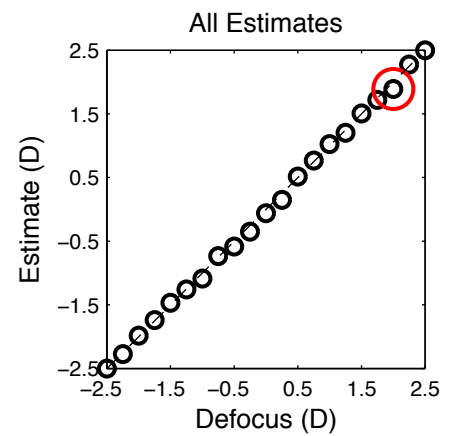


Estimate=1.89D Err=-0.109D



Img=362, RMS=1.74


$\Delta D=0.00$



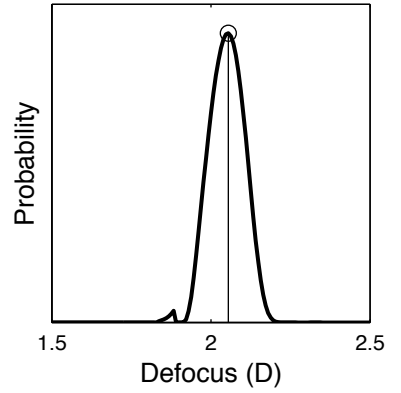
$\Delta D=2.00$




$\Delta D=2.00$ , RMS=0.40



Estimate=2.05D Err=0.055D



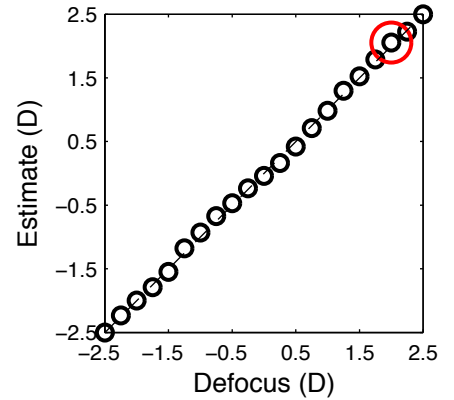
Img=3609, RMS=0.45



$\Delta D=0.00$




All Estimates



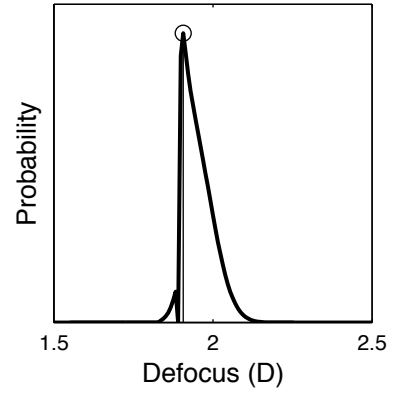
$\Delta D=2.00$




$\Delta D=2.00, \text{RMS}=0.72$



Estimate=1.91D Err=-0.094D



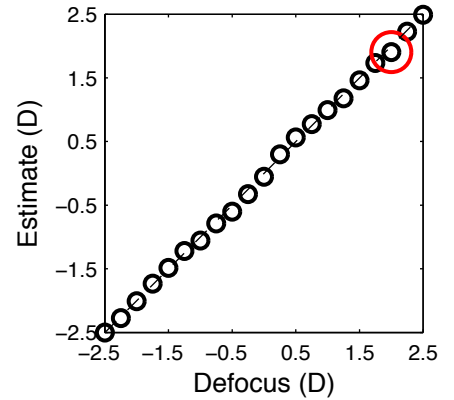
Img=3669, RMS=0.80



$\Delta D=0.00$



All Estimates






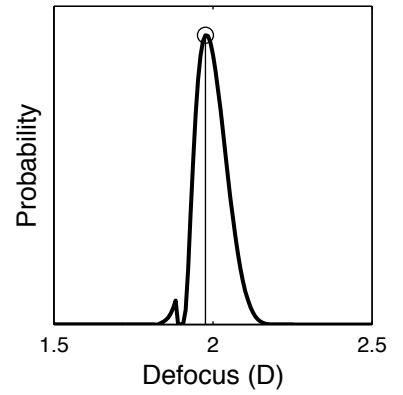
$\Delta D=2.00$




$\Delta D=2.00, RMS=0.75$



Estimate=1.98D Err=-0.023D



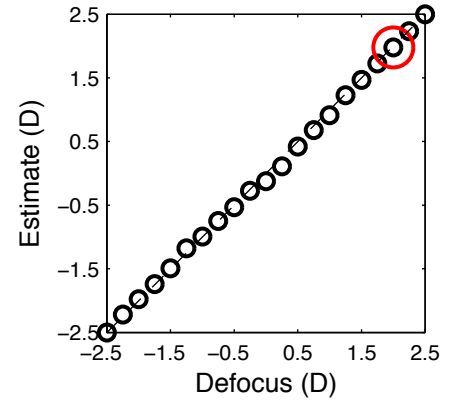
Img=3679, RMS=1.02



$\Delta D=0.00$




All Estimates



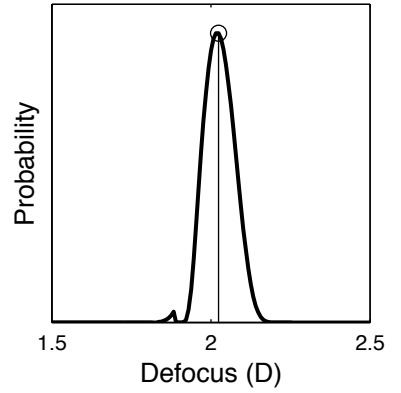
$\Delta D=2.00$




$\Delta D=2.00$ , RMS=0.36



Estimate=2.02D Err=0.023D



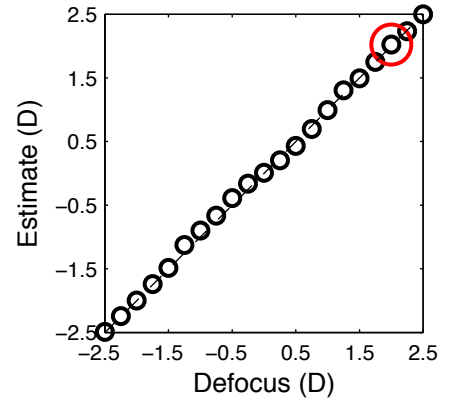
Img=3628, RMS=0.40



$\Delta D=0.00$




All Estimates



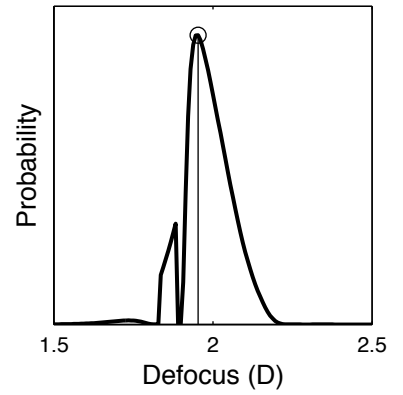
$\Delta D=2.00$



$\Delta D=2.00, \text{RMS}=0.41$



Estimate=1.95D Err=-0.047D



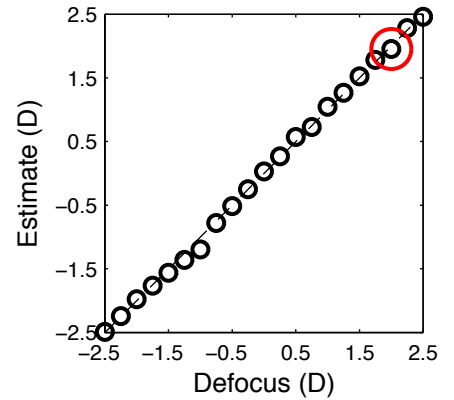
Img=3565, RMS=0.44



$\Delta D=0.00$



All Estimates






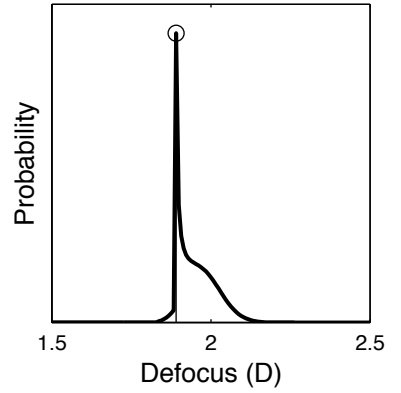
$\Delta D=2.00$




$\Delta D=2.00$ , RMS=0.43



Estimate=1.89D Err=-0.109D



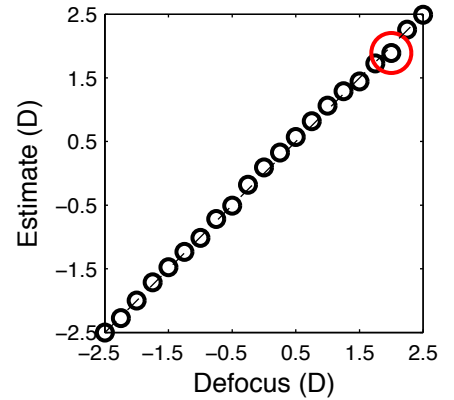
Img=3595, RMS=0.51



$\Delta D=0.00$




All Estimates



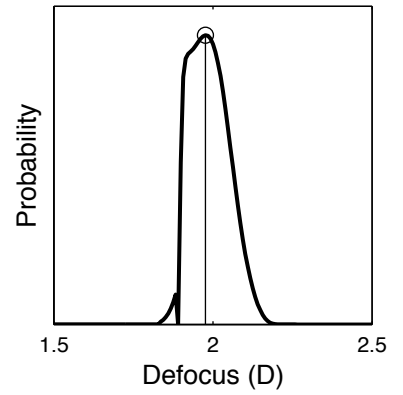
$\Delta D=2.00$




$\Delta D=2.00, \text{RMS}=0.97$



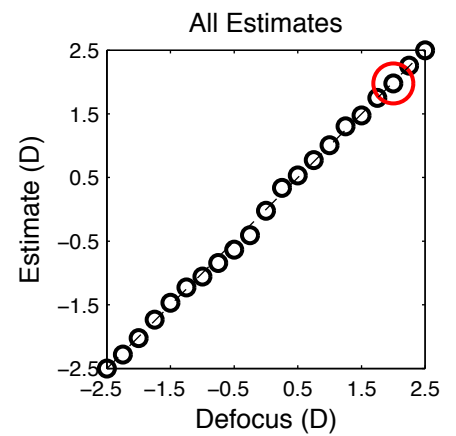
Estimate=1.98D Err=-0.023D



Img=3713, RMS=1.11




$\Delta D=0.00$



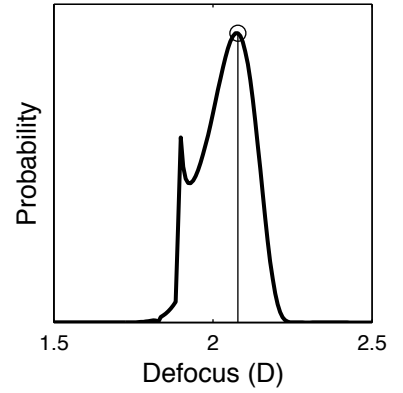
$\Delta D=2.00$




$\Delta D=2.00$ , RMS=0.36



Estimate=2.08D Err=0.078D



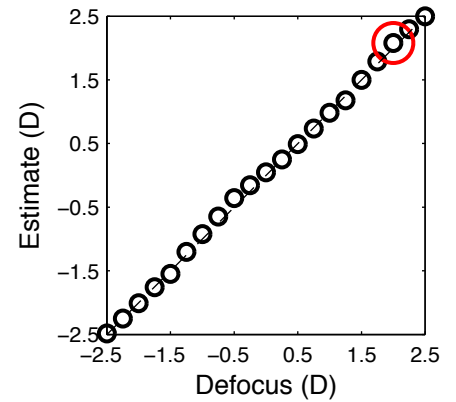
Img=3611, RMS=0.39



$\Delta D=0.00$



All Estimates






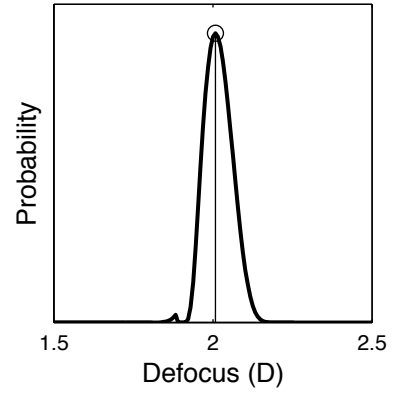
$\Delta D=2.00$




$\Delta D=2.00$ , RMS=0.61



Estimate=2.01D Err=0.008D



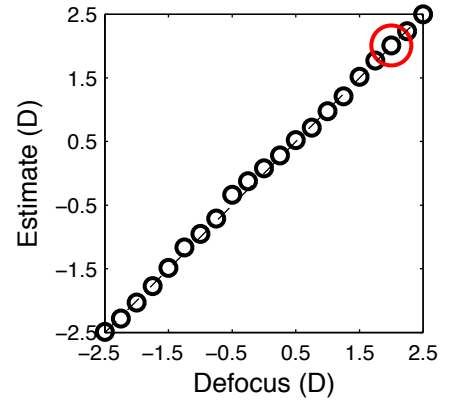
Img=3624, RMS=0.68



$\Delta D=0.00$




All Estimates



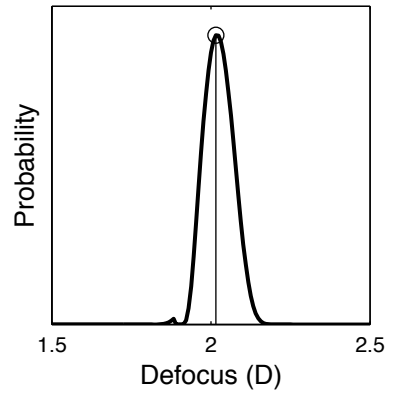
$\Delta D=2.00$




$\Delta D=2.00$ , RMS=0.36



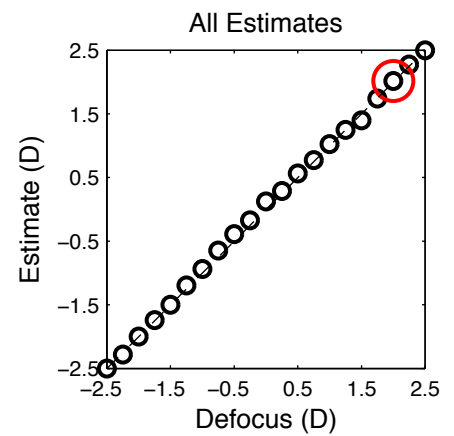
Estimate=2.02D Err=0.016D



Img=3601, RMS=0.41




$\Delta D=0.00$



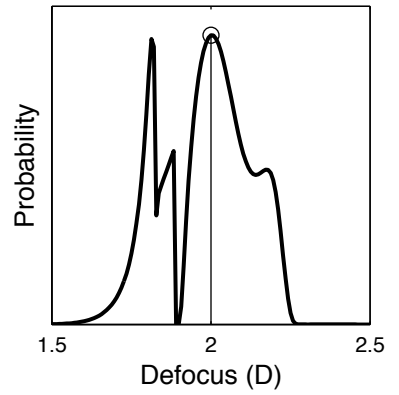
$\Delta D=2.00$



$\Delta D=2.00$ , RMS=0.41



Estimate=2.00D Err=0.000D



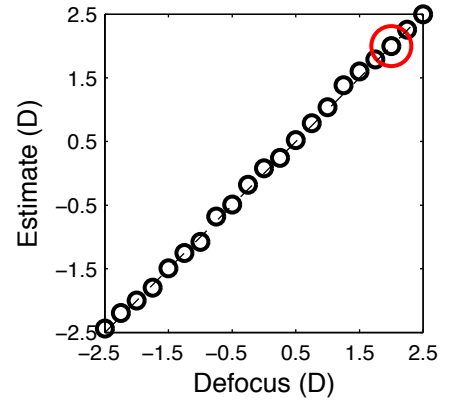
Img=3628, RMS=0.46



$\Delta D=0.00$



All Estimates






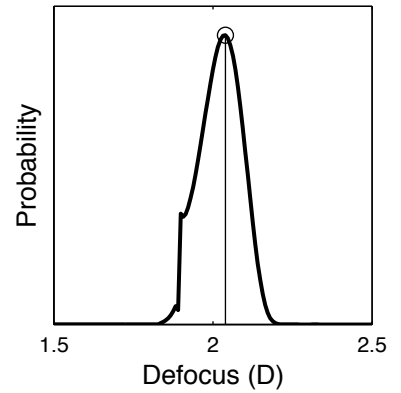
$\Delta D=2.00$




$\Delta D=2.00, \text{RMS}=1.07$



Estimate=2.04D Err=0.039D



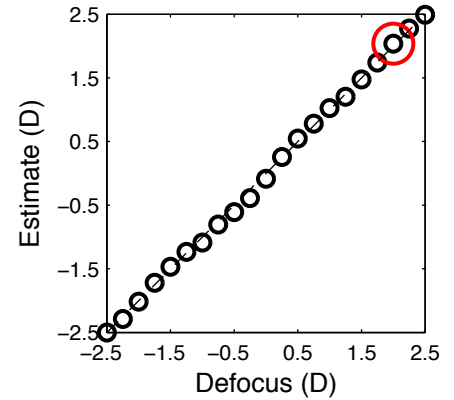
Img=3661, RMS=1.21



$\Delta D=0.00$




All Estimates



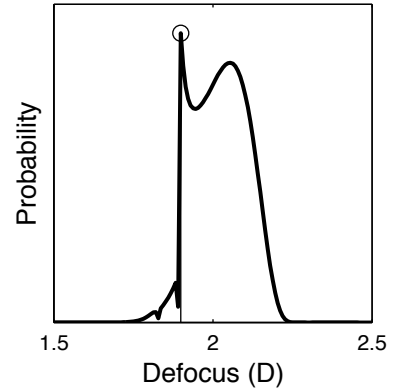
$\Delta D=2.00$




$\Delta D=2.00$ , RMS=0.47



Estimate=1.90D Err=-0.102D



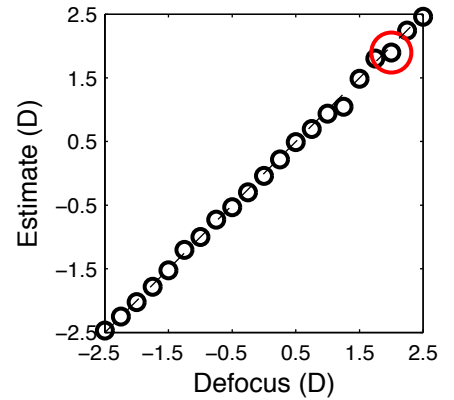
Img=3628, RMS=0.54



$\Delta D=0.00$




All Estimates



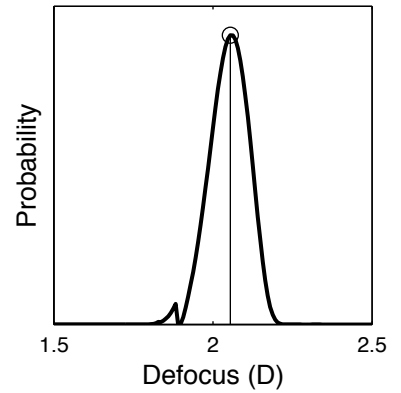
$\Delta D=2.00$



$\Delta D=2.00$ , RMS=0.44



Estimate=2.05D Err=0.055D



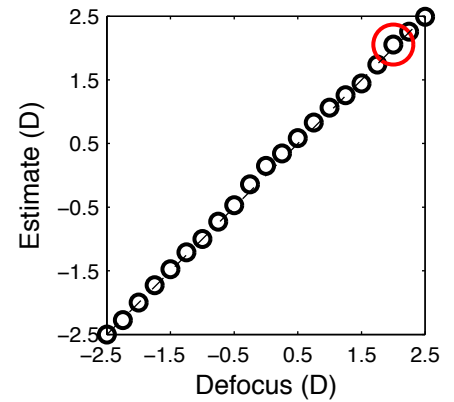
Img=3595, RMS=0.50



$\Delta D=0.00$



All Estimates






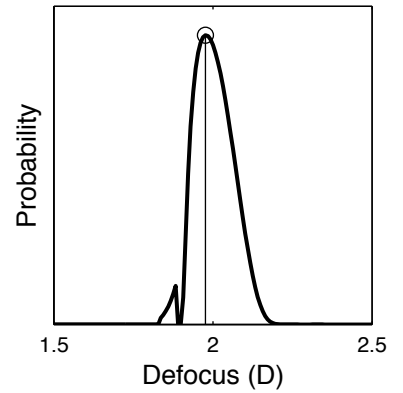
$\Delta D=2.00$



$\Delta D=2.00, \text{RMS}=0.52$



Estimate=1.98D Err=-0.023D



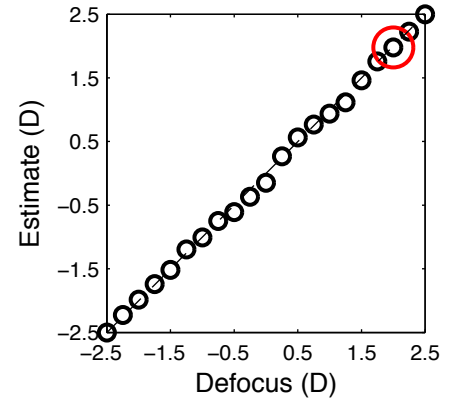
Img=3900, RMS=0.55



$\Delta D=0.00$




All Estimates



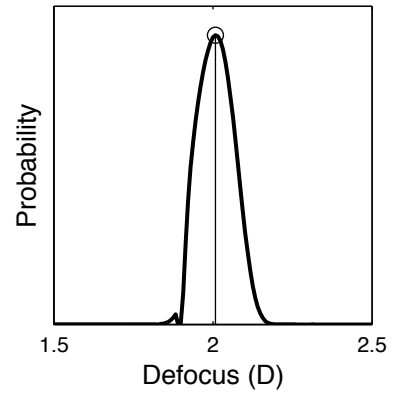
$\Delta D=2.00$



$\Delta D=2.00, \text{RMS}=0.79$



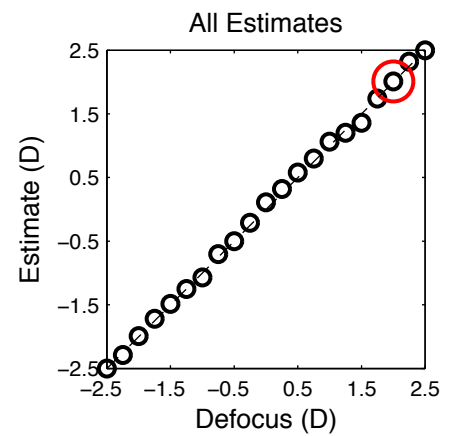
Estimate=2.01D Err=0.008D



Img=3661, RMS=0.96




$\Delta D=0.00$



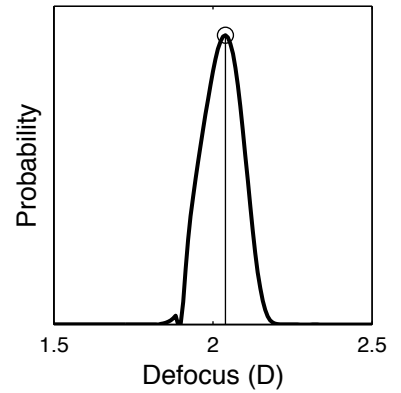
$\Delta D=2.00$




$\Delta D=2.00$ , RMS=0.55



Estimate=2.04D Err=0.039D



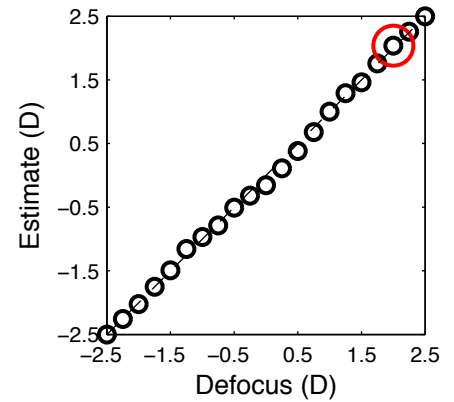
Img=3622, RMS=0.60



$\Delta D=0.00$



All Estimates






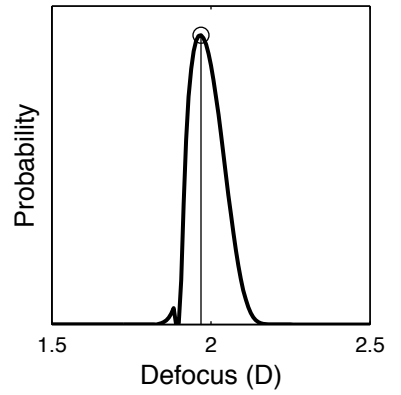
$\Delta D=2.00$



$\Delta D=2.00$ , RMS=0.72




Estimate=1.97D Err=-0.031D



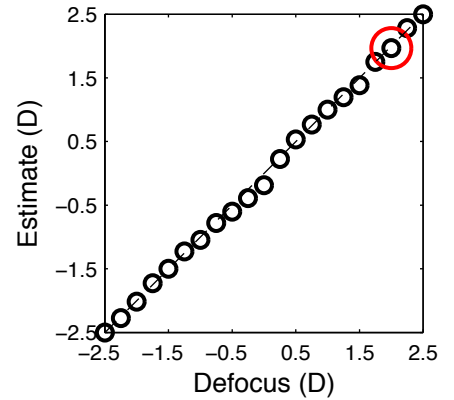
Img=3758, RMS=0.85



$\Delta D=0.00$




All Estimates



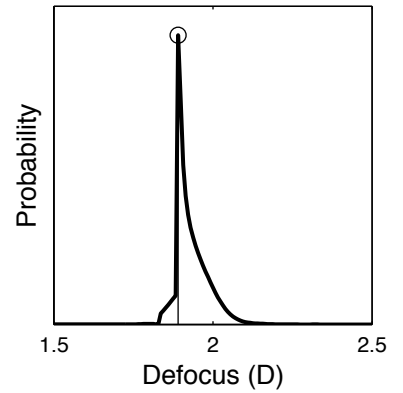
$\Delta D=2.00$




$\Delta D=2.00$ , RMS=1.41



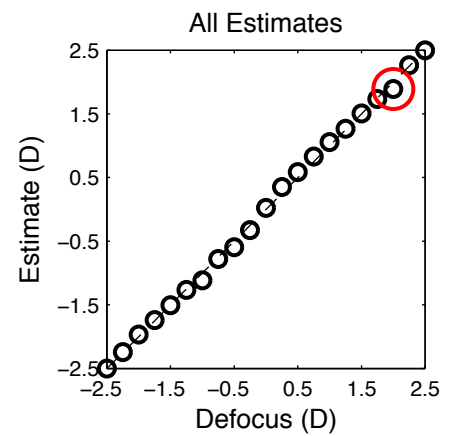
Estimate=1.89D Err=-0.109D



Img=3878, RMS=1.47




$\Delta D=0.00$



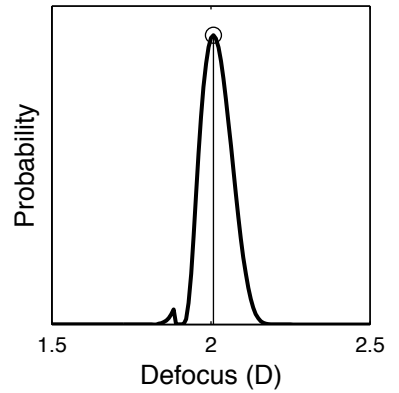
$\Delta D=2.00$




$\Delta D=2.00$ , RMS=0.80



Estimate=2.01D Err=0.008D



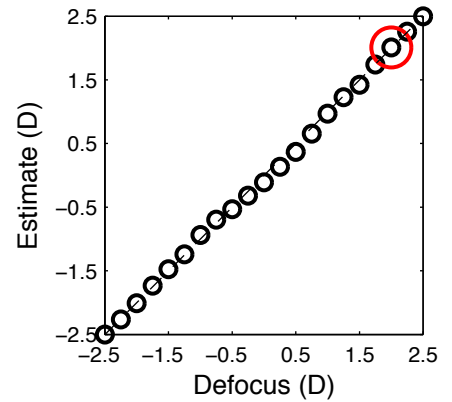
Img=3931, RMS=0.96



$\Delta D=0.00$



All Estimates






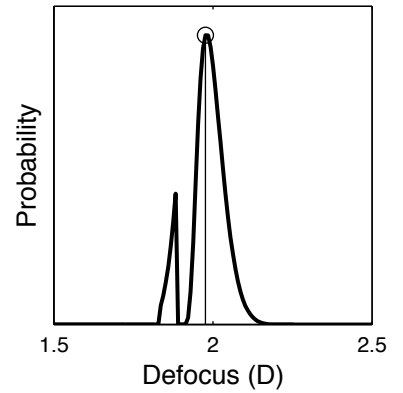
$\Delta D=2.00$




$\Delta D=2.00$ , RMS=0.43



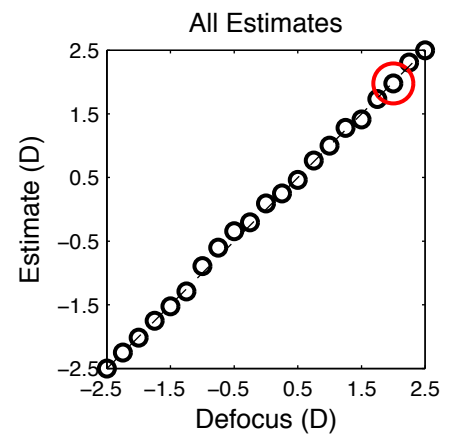
Estimate=1.98D Err=-0.023D



Img=3940, RMS=0.52




$\Delta D=0.00$



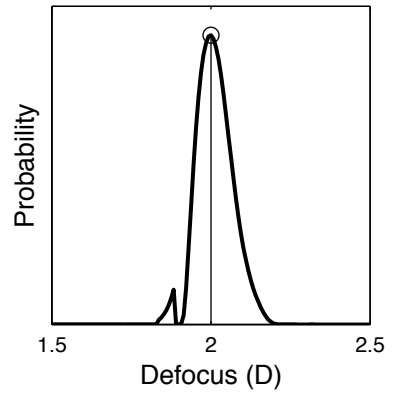
$\Delta D=2.00$




$\Delta D=2.00$ , RMS=0.40



Estimate=2.00D Err=0.000D



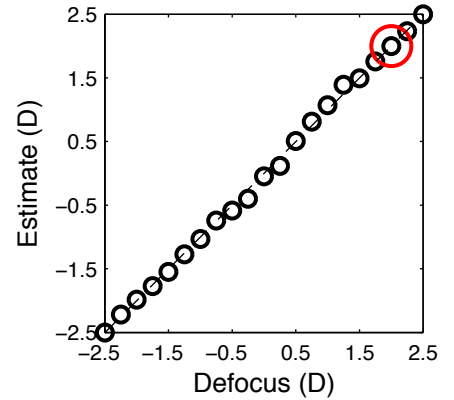
Img=3593, RMS=0.45



$\Delta D=0.00$




All Estimates



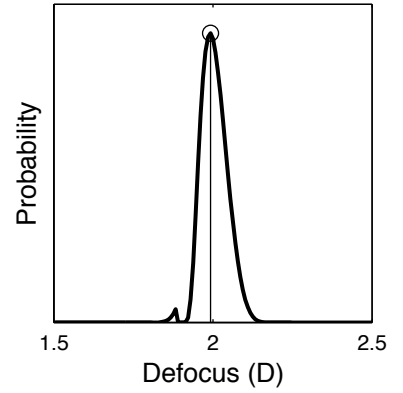
$\Delta D=2.00$




$\Delta D=2.00, \text{RMS}=0.81$



Estimate=1.99D Err=-0.008D



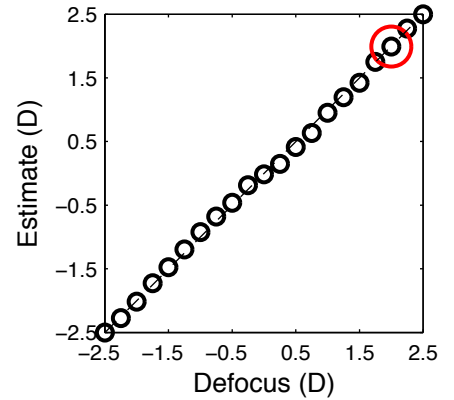
Img=3675, RMS=1.17



$\Delta D=0.00$



All Estimates






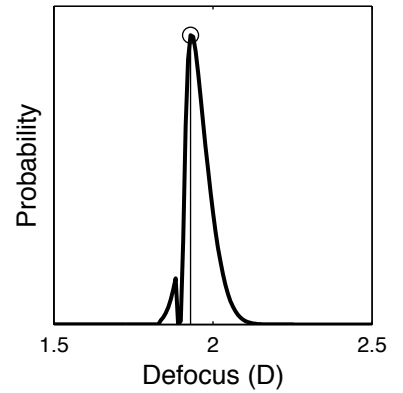
$\Delta D=2.00$




$\Delta D=2.00$ , RMS=0.78




Estimate=1.93D Err=-0.070D



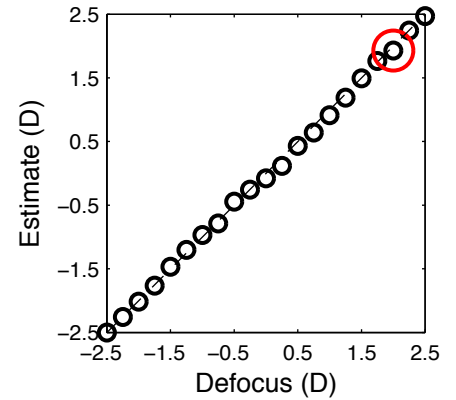
Img=3893, RMS=0.86



$\Delta D=0.00$




All Estimates



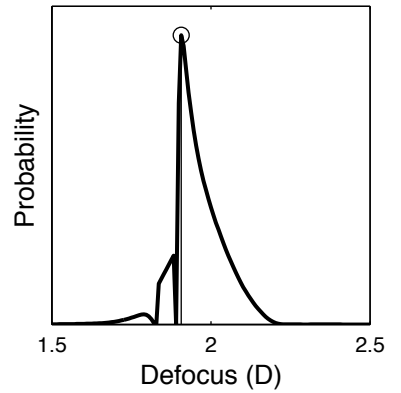
$\Delta D=2.00$




$\Delta D=2.00$ , RMS=0.57



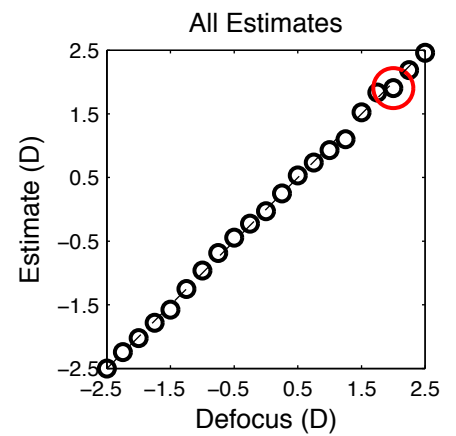

Estimate=1.91D Err=-0.094D



Img=3954, RMS=0.67



$\Delta D=0.00$






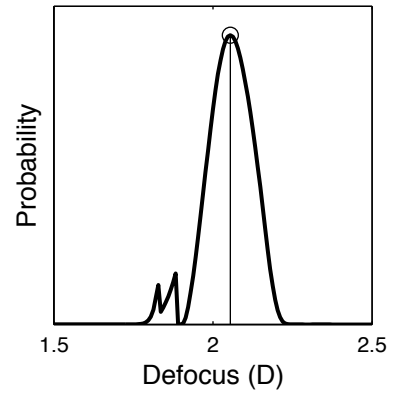
$\Delta D=2.00$




$\Delta D=2.00, \text{RMS}=0.61$



Estimate=2.05D Err=0.055D



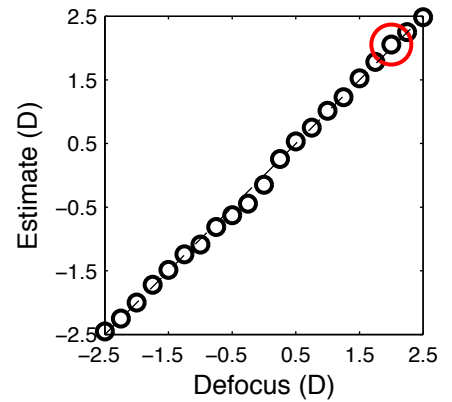
Img=3980, RMS=0.73



$\Delta D=0.00$



All Estimates






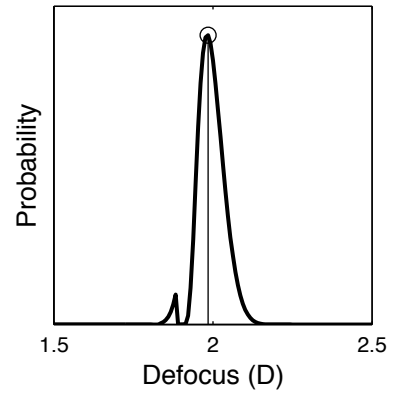
$\Delta D=2.00$




$\Delta D=2.00$ , RMS=0.69



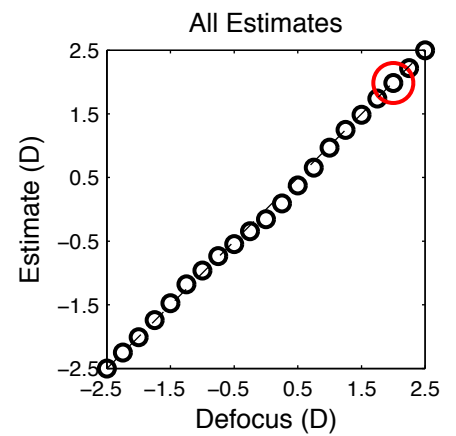
Estimate=1.98D Err=-0.016D



Img=3613, RMS=0.86




$\Delta D=0.00$



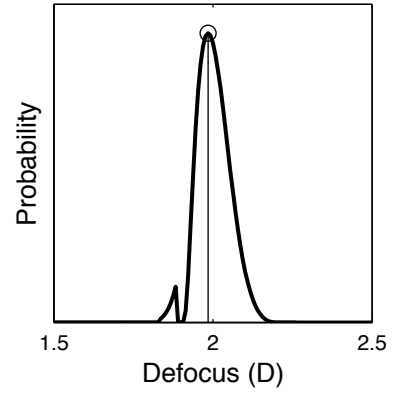
$\Delta D=2.00$




$\Delta D=2.00, \text{RMS}=0.63$



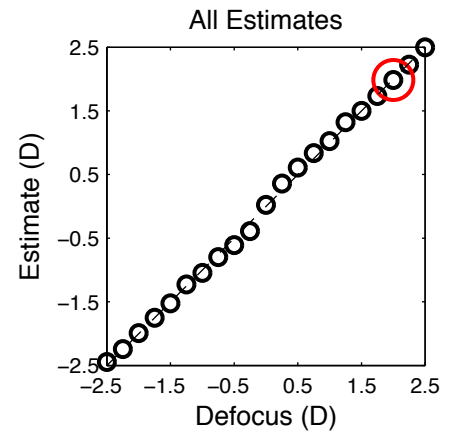
Estimate=1.98D Err=-0.016D




Img=3937, RMS=0.74




$\Delta D=0.00$



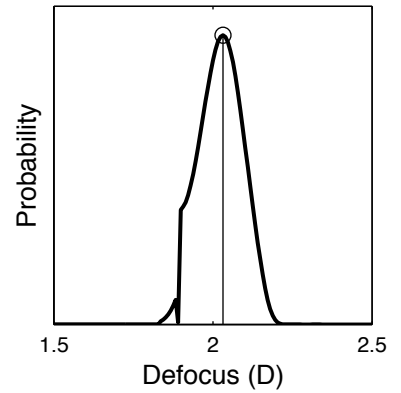
$\Delta D=2.00$




$\Delta D=2.00$ , RMS=1.09




Estimate=2.03D Err=0.031D



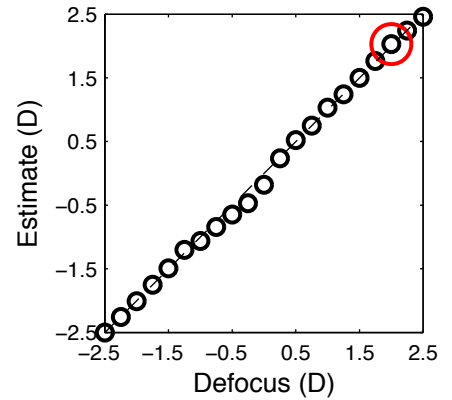
Img=3673, RMS=1.27



$\Delta D=0.00$



All Estimates






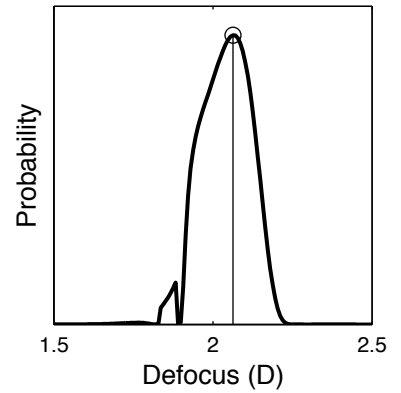
$\Delta D=2.00$




$\Delta D=2.00$ , RMS=0.34



Estimate=2.06D Err=0.062D



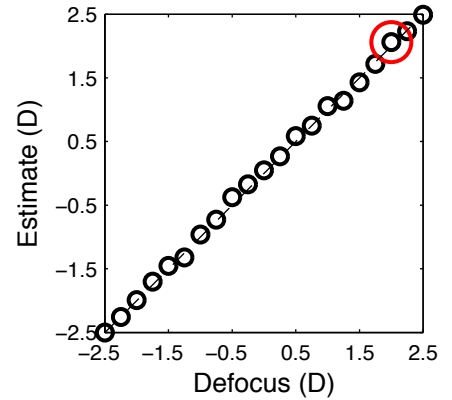
Img=3885, RMS=0.40



$\Delta D=0.00$




All Estimates



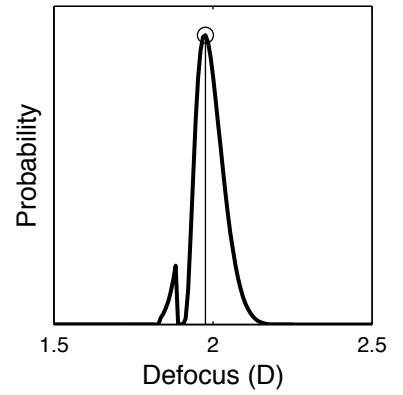
$\Delta D=2.00$



$\Delta D=2.00$ , RMS=0.42



Estimate=1.98D Err=-0.023D



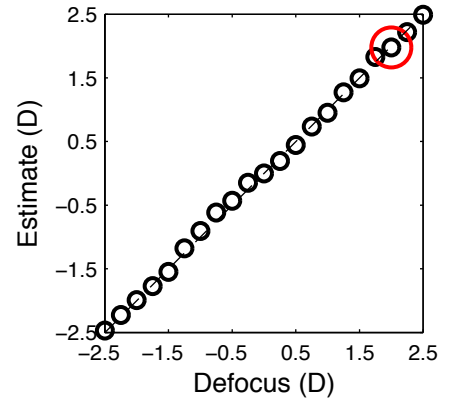
Img=3948, RMS=0.45



$\Delta D=0.00$




All Estimates



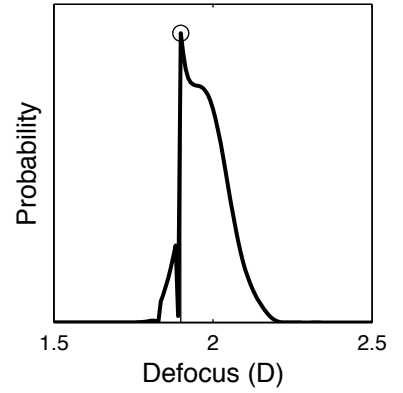
$\Delta D=2.00$



$\Delta D=2.00$ , RMS=0.80



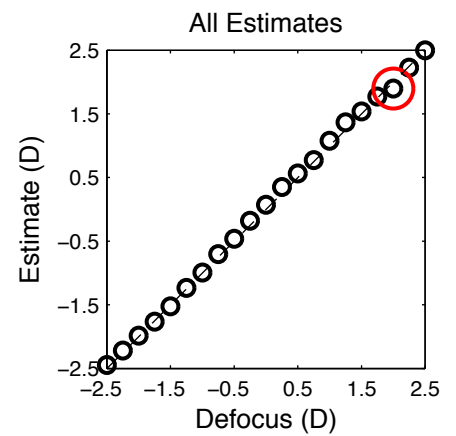
Estimate=1.90D Err=-0.102D



Img=3613, RMS=0.97



$\Delta D=0.00$






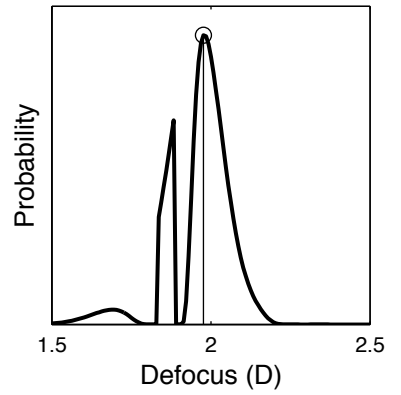
$\Delta D=2.00$



$\Delta D=2.00$ ,  $RMS=0.41$



Estimate=1.98D Err=-0.023D



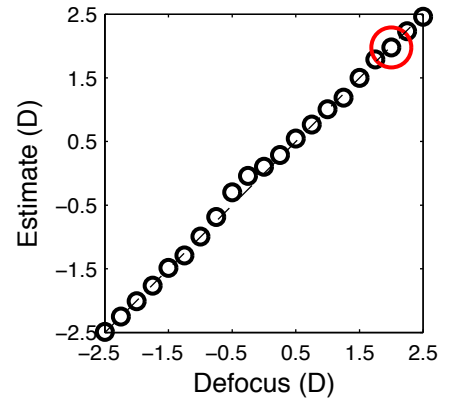
Img=3915,  $RMS=0.42$



$\Delta D=0.00$




All Estimates



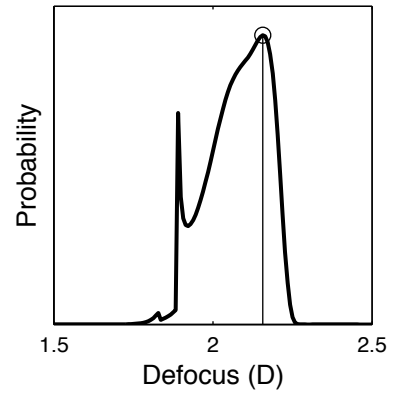
$\Delta D=2.00$




$\Delta D=2.00$ , RMS=0.50



Estimate=2.16D Err=0.156D



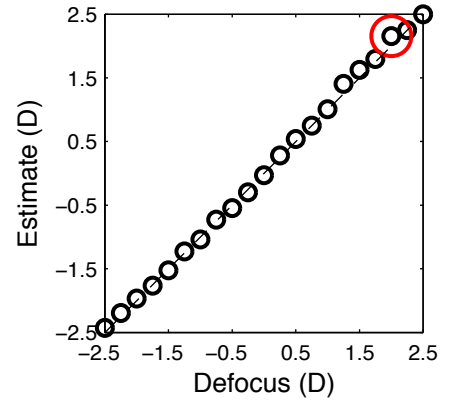
Img=1135, RMS=0.52



$\Delta D=0.00$




All Estimates



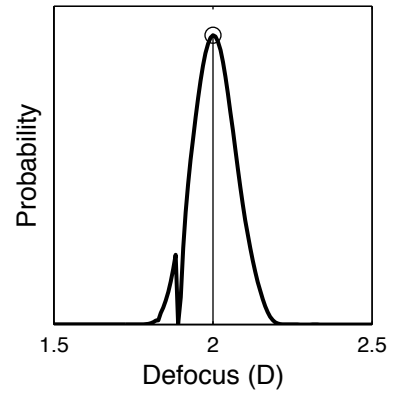
$\Delta D=2.00$




$\Delta D=2.00$ , RMS=0.56



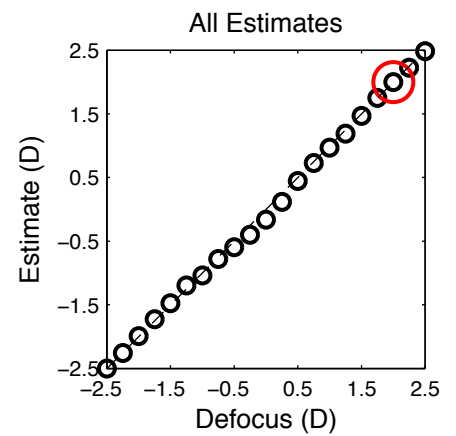
Estimate=2.00D Err=0.000D



Img=3622, RMS=0.63



$\Delta D=0.00$






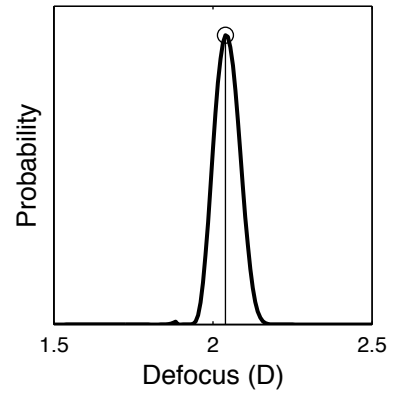
$\Delta D=2.00$




$\Delta D=2.00$ , RMS=0.98



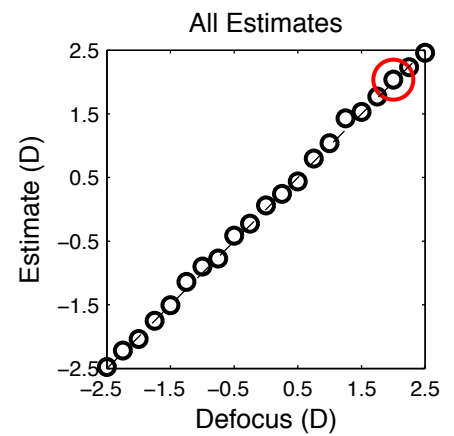
Estimate=2.04D Err=0.039D



Img=3980, RMS=1.33




$\Delta D=0.00$



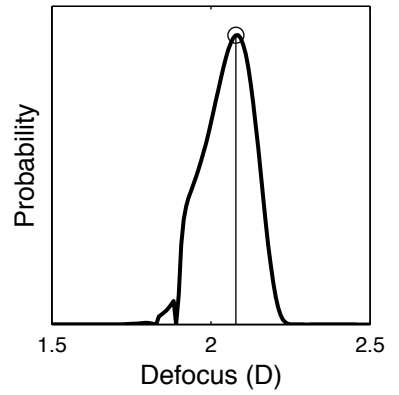
$\Delta D=2.00$



$\Delta D=2.00$ , RMS=0.43



Estimate=2.08D Err=0.078D



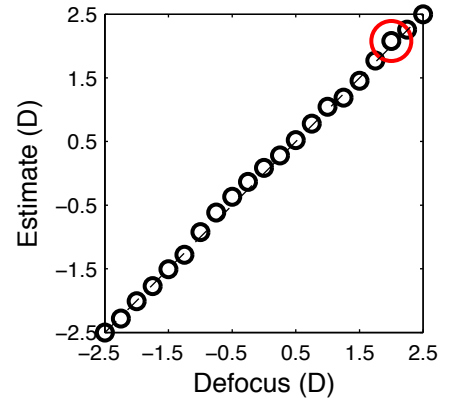
Img=3498, RMS=0.44



$\Delta D=0.00$




All Estimates



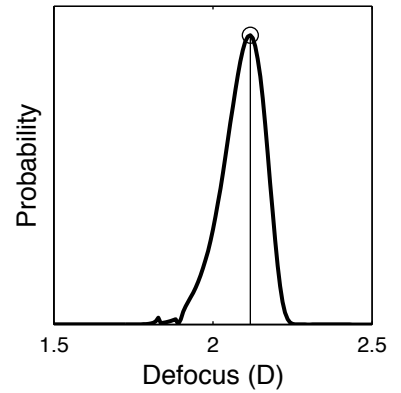
$\Delta D=2.00$




$\Delta D=2.00$ , RMS=0.33



Estimate=2.12D Err=0.117D



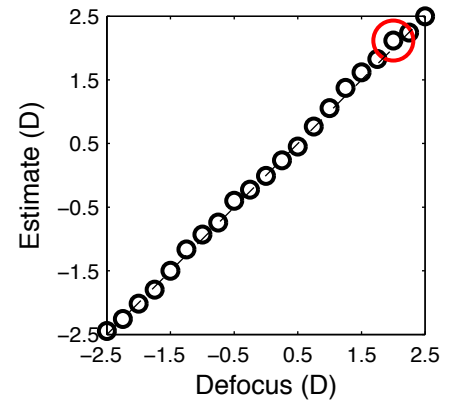
Img=3607, RMS=0.35



$\Delta D=0.00$



All Estimates






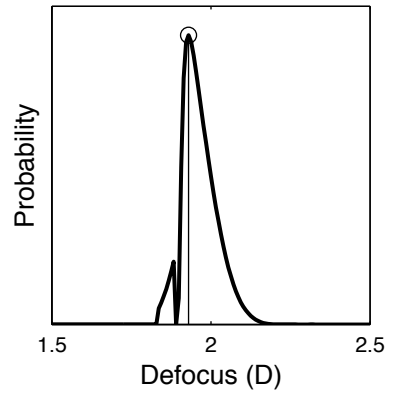
$\Delta D=2.00$



$\Delta D=2.00$ , RMS=0.42



Estimate=1.93D Err=-0.070D



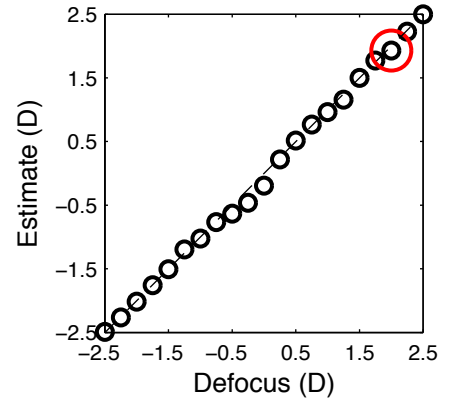
Img=3609, RMS=0.46



$\Delta D=0.00$




All Estimates



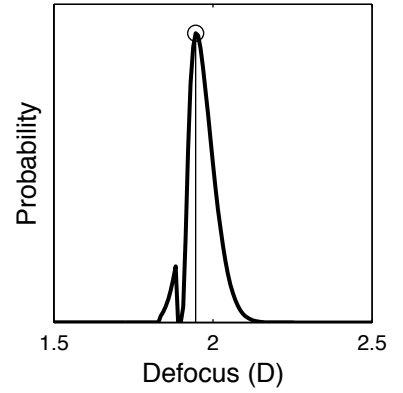
$\Delta D=2.00$




$\Delta D=2.00, \text{RMS}=0.64$



Estimate=1.95D Err=-0.055D



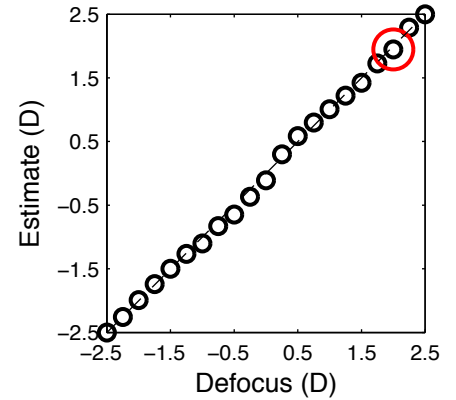
Img=3765, RMS=0.77



$\Delta D=0.00$




All Estimates



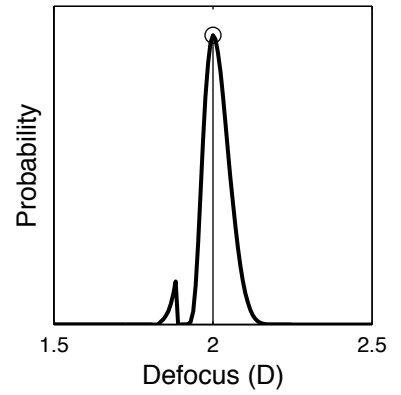
$\Delta D=2.00$



$\Delta D=2.00, RMS=0.51$



Estimate=2.00D Err=0.000D



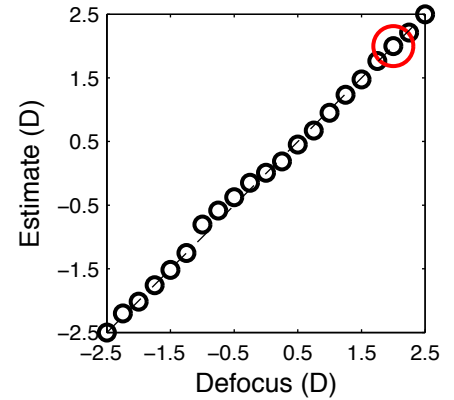
Img=3940, RMS=0.61



$\Delta D=0.00$




All Estimates






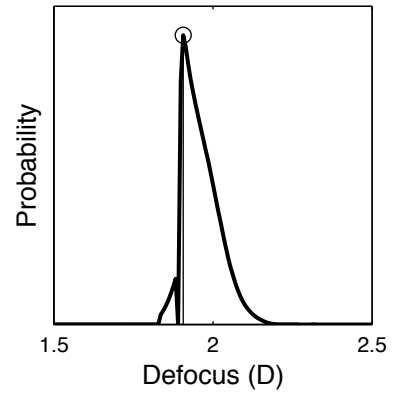
$\Delta D=2.00$



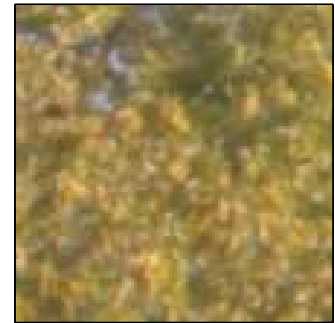
$\Delta D=2.00, \text{RMS}=0.64$



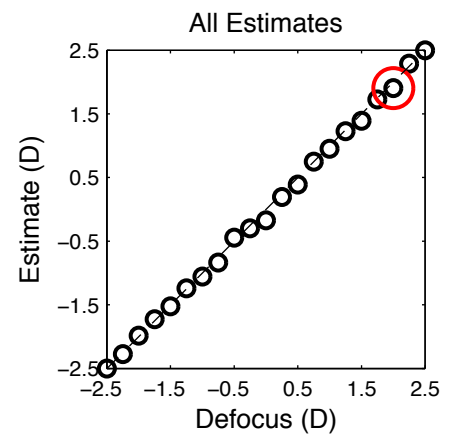

Estimate=1.91D Err=-0.094D



Img=3977, RMS=0.71




$\Delta D=0.00$



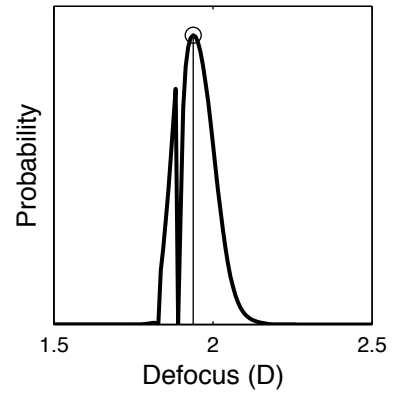
$\Delta D=2.00$




$\Delta D=2.00$ , RMS=1.30



Estimate=1.94D Err=-0.062D



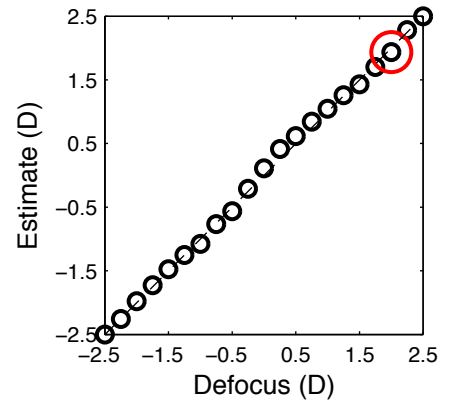
Img=3652, RMS=1.67



$\Delta D=0.00$




All Estimates



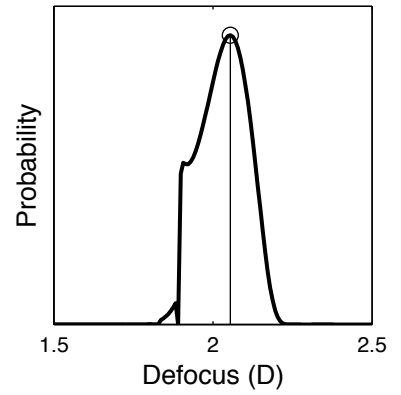
$\Delta D=2.00$




$\Delta D=2.00$ , RMS=0.48



Estimate=2.05D Err=0.055D



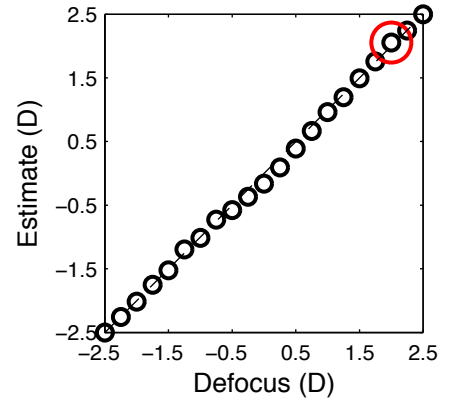
Img=3679, RMS=0.50



$\Delta D=0.00$



All Estimates






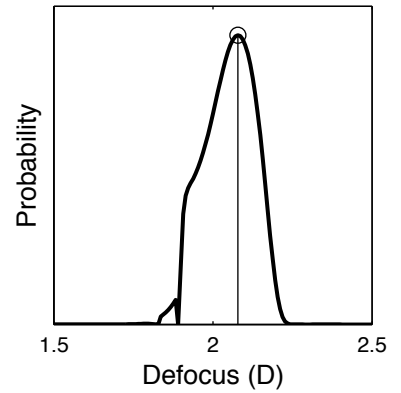
$\Delta D=2.00$




$\Delta D=2.00$ , RMS=1.04



Estimate=2.08D Err=0.078D



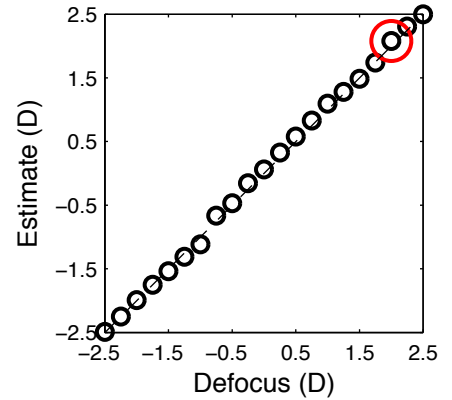
Img=3686, RMS=1.12



$\Delta D=0.00$




All Estimates



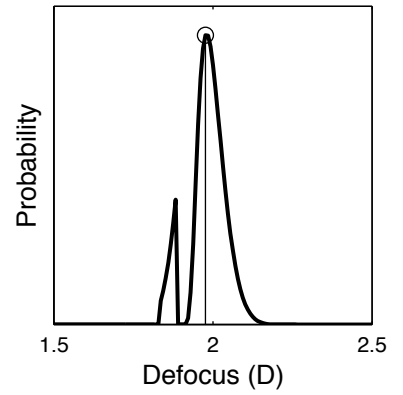
$\Delta D=2.00$




$\Delta D=2.00$ , RMS=0.55



Estimate=1.98D Err=-0.023D



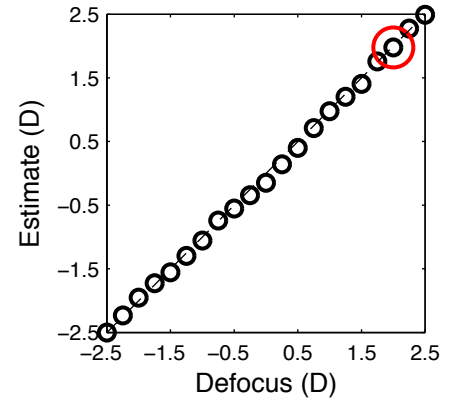
Img=3940, RMS=0.65



$\Delta D=0.00$




All Estimates



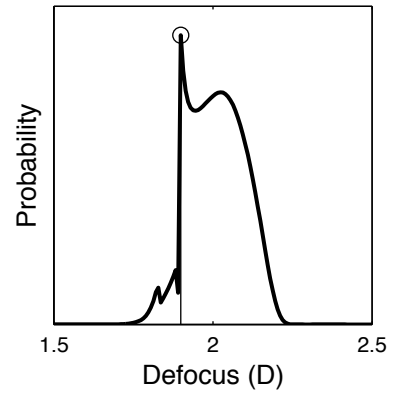
$\Delta D=2.00$



$\Delta D=2.00$ , RMS=0.44



Estimate=1.90D Err=-0.102D



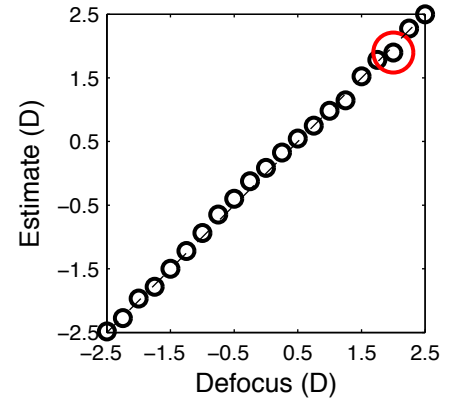
Img=3585, RMS=0.49



$\Delta D=0.00$



All Estimates






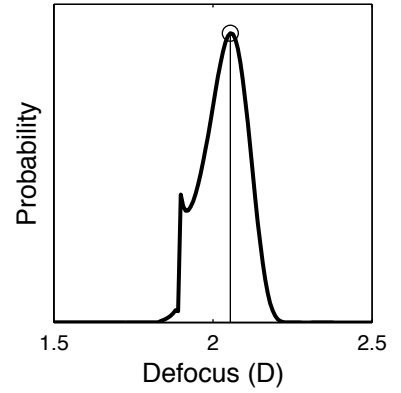
$\Delta D=2.00$




$\Delta D=2.00$ , RMS=1.17



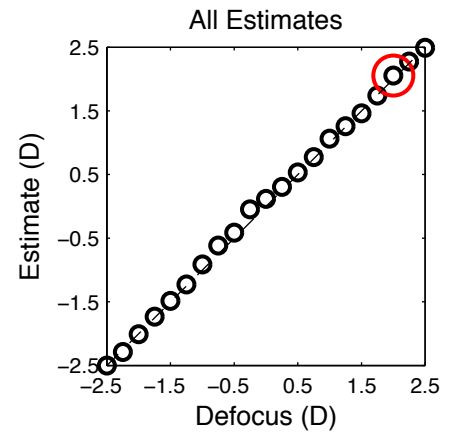
Estimate=2.05D Err=0.055D



Img=3638, RMS=1.30



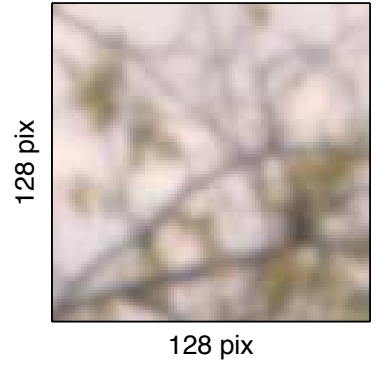
$\Delta D=0.00$



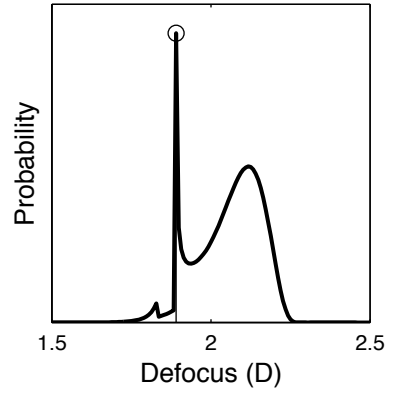
$\Delta D=2.00$




$\Delta D=2.00$ , RMS=0.43



Estimate=1.89D Err=-0.109D



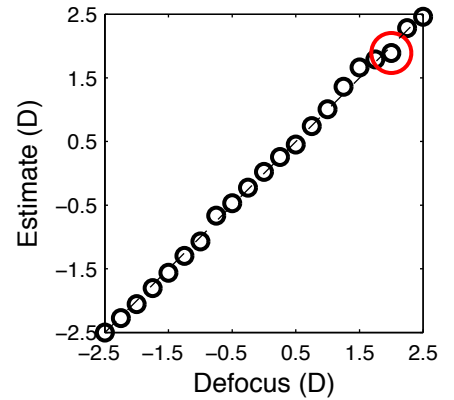
Img=3893, RMS=0.50



$\Delta D=0.00$




All Estimates



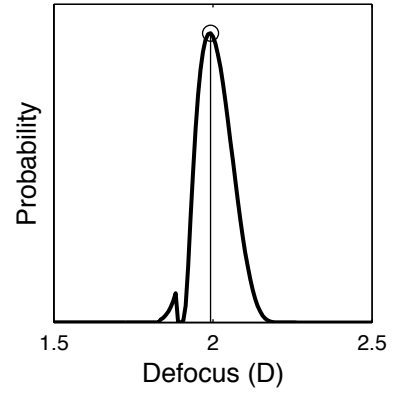
$\Delta D=2.00$




$\Delta D=2.00, \text{RMS}=0.70$



Estimate=1.99D Err=-0.008D



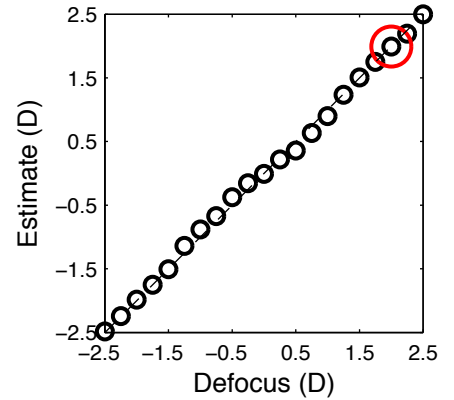
Img=3675, RMS=0.86



$\Delta D=0.00$



All Estimates






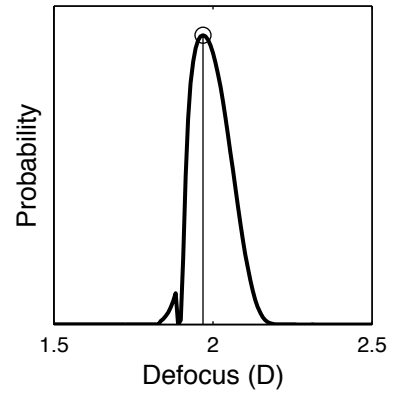
$\Delta D=2.00$




$\Delta D=2.00, RMS=0.45$



Estimate=1.97D Err=-0.031D



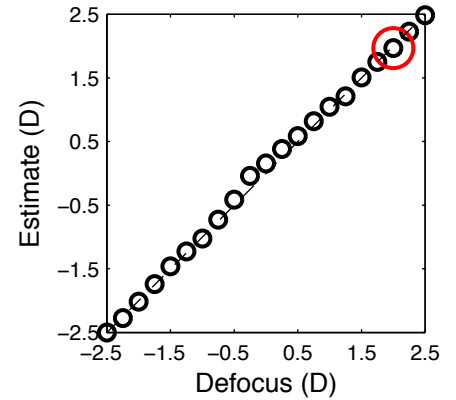
Img=3915, RMS=0.48



$\Delta D=0.00$




All Estimates



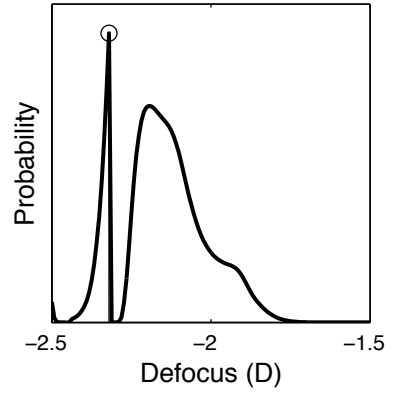
$\Delta D = -2.00$



$\Delta D = -2.00$ , RMS=0.49



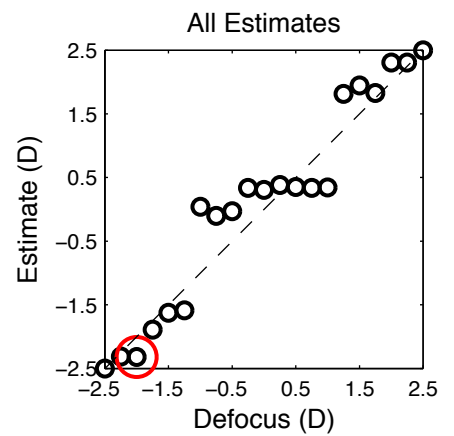
Estimate=-2.32D Err=-0.320D



Img=3948, RMS=0.50




$\Delta D = 0.00$



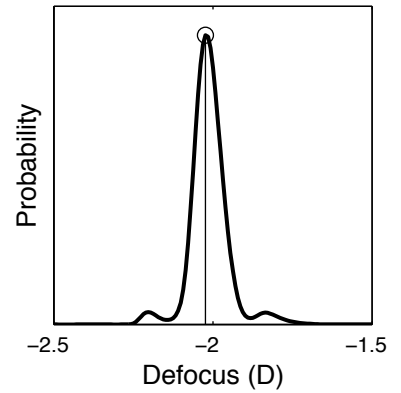
$\Delta D = -2.00$




$\Delta D = -2.00$ , RMS=0.91



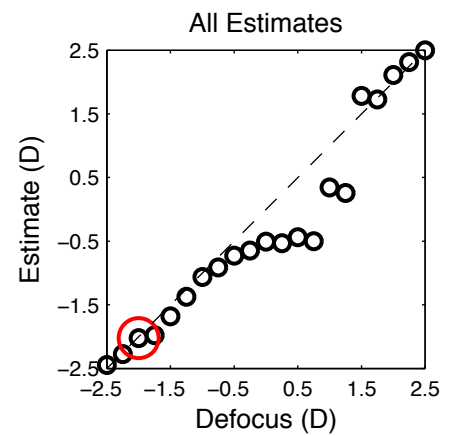
Estimate=-2.02D Err=-0.023D



Img=360, RMS=0.94



$\Delta D = 0.00$






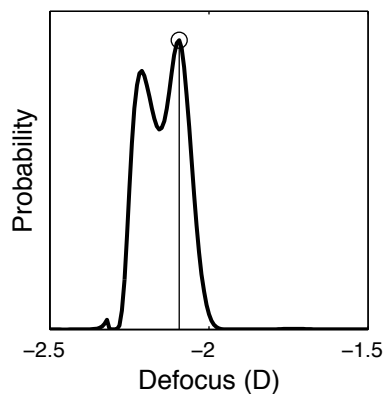
$\Delta D = -2.00$




$\Delta D = -2.00$ , RMS=0.72



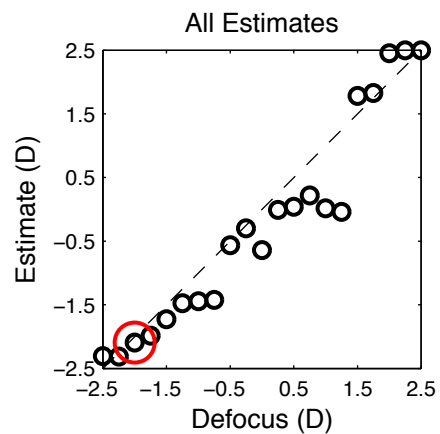
Estimate=-2.09D Err=-0.094D



Img=3726, RMS=0.74




$\Delta D = 0.00$



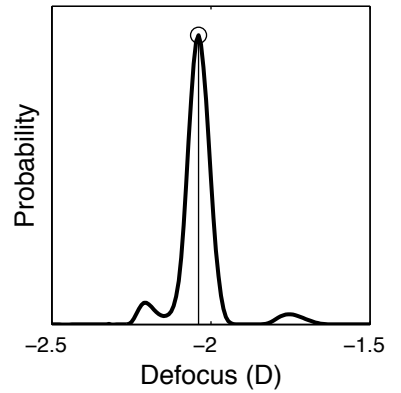
$\Delta D = -2.00$




$\Delta D = -2.00$ , RMS=0.80



Estimate=-2.04D Err=-0.039D



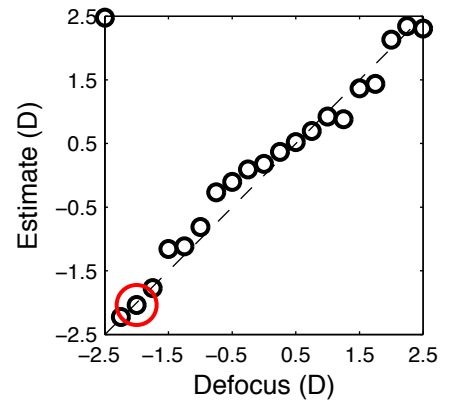
Img=343, RMS=0.80



$\Delta D = 0.00$




All Estimates



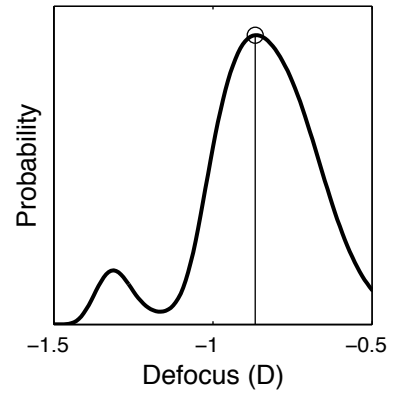
$\Delta D = -1.00$




$\Delta D = -1.00$ , RMS=1.57



Estimate=-0.87D Err=0.133D



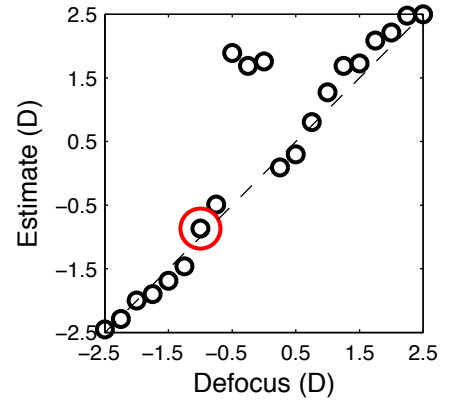
Img=341, RMS=1.59



$\Delta D = 0.00$



All Estimates






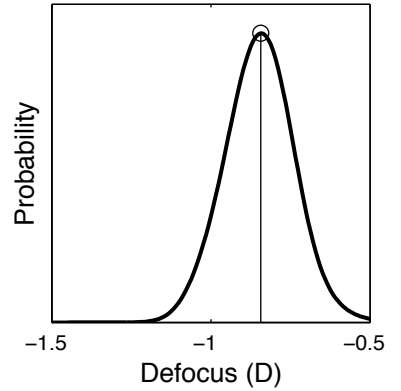
$\Delta D = -1.00$



$\Delta D = -1.00$ , RMS=0.83

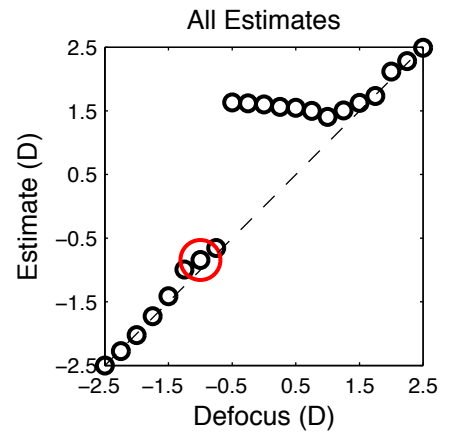




Estimate=-0.84D Err=0.156D



Img=3765, RMS=0.87


$\Delta D = 0.00$



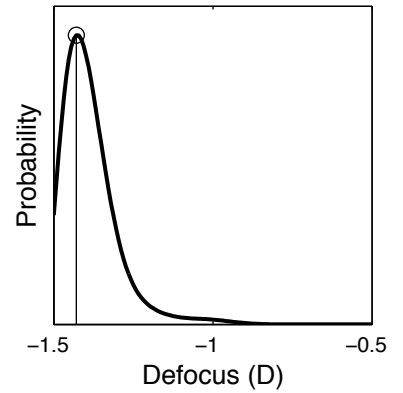
$\Delta D = -1.00$



$\Delta D = -1.00$ , RMS=1.19

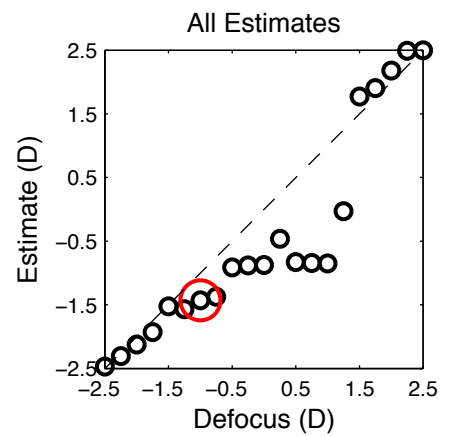



Estimate=-1.43D Err=-0.430D



Img=3906, RMS=1.20


$\Delta D = 0.00$



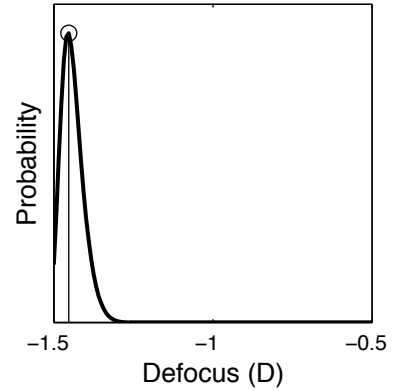
$\Delta D = -1.00$




$\Delta D = -1.00$ , RMS=0.61



Estimate=-1.45D Err=-0.453D



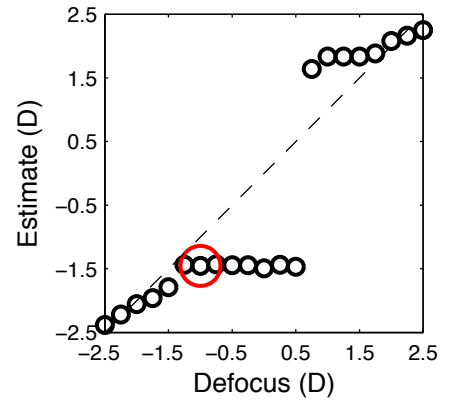
Img=366, RMS=0.62



$\Delta D = 0.00$



All Estimates






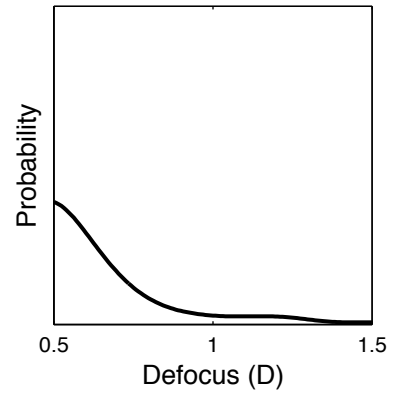
$\Delta D=1.00$




$\Delta D=1.00, \text{RMS}=1.19$



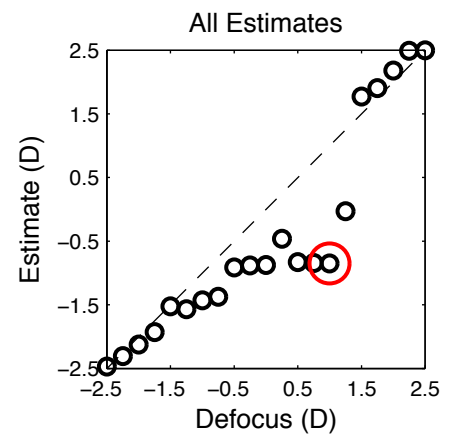
Estimate=-0.85D Err=-1.852D



Img=3906, RMS=1.16




$\Delta D=0.00$



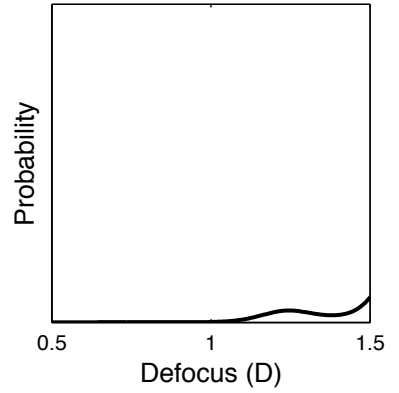
$\Delta D=1.00$




$\Delta D=1.00, \text{RMS}=0.61$



Estimate=1.84D Err=0.836D



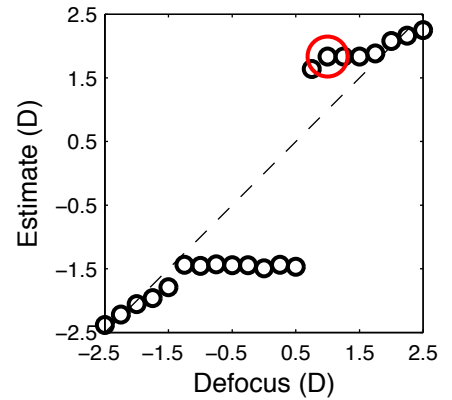
Img=366, RMS=0.61



$\Delta D=0.00$




All Estimates



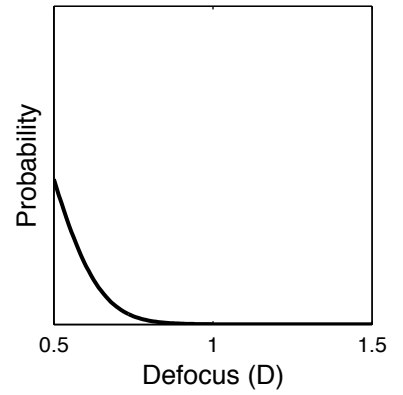
$\Delta D=1.00$




$\Delta D=1.00, \text{RMS}=0.34$



Estimate=0.30D Err=-0.703D



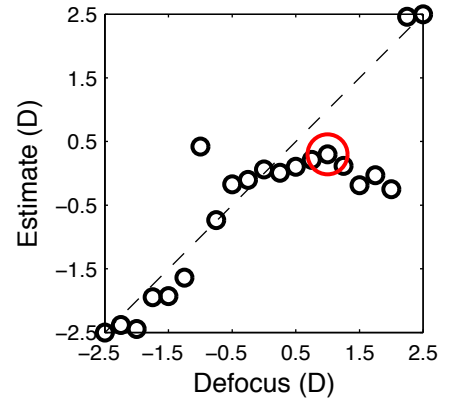
Img=335, RMS=0.35



$\Delta D=0.00$



All Estimates






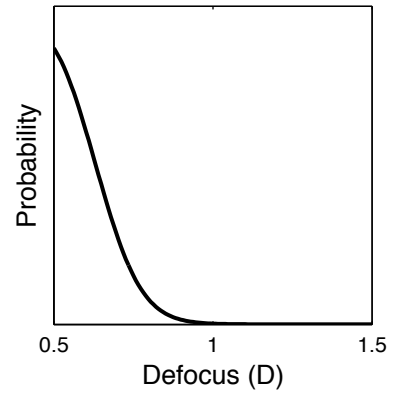
$\Delta D=1.00$




$\Delta D=1.00, \text{RMS}=0.33$



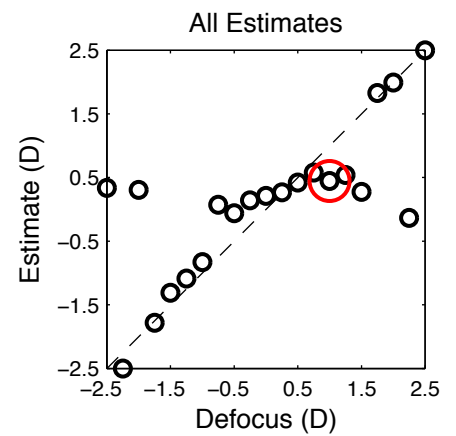
Estimate=0.45D Err=-0.555D



Img=3906, RMS=0.33




$\Delta D=0.00$



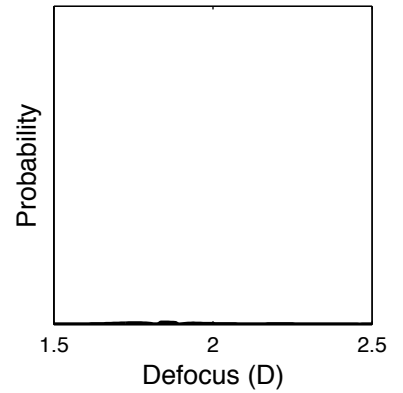
$\Delta D=2.00$




$\Delta D=2.00, RMS=0.25$




Estimate=-0.41D Err=-2.406D



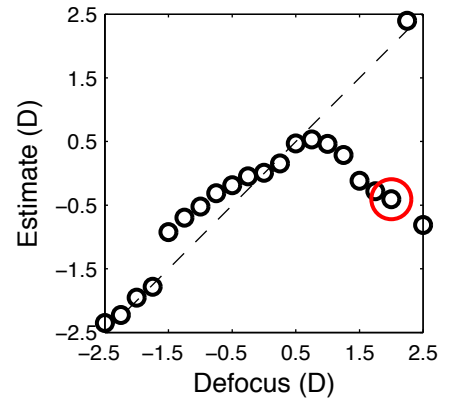
Img=3698, RMS=0.24



$\Delta D=0.00$




All Estimates



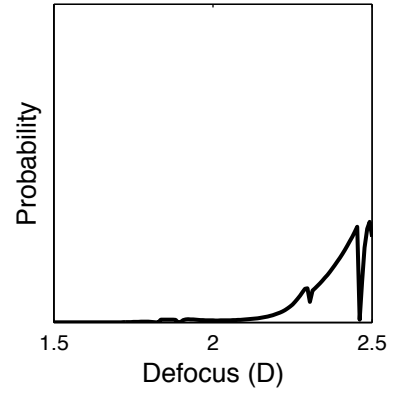
$\Delta D=2.00$



$\Delta D=2.00$ , RMS=0.21



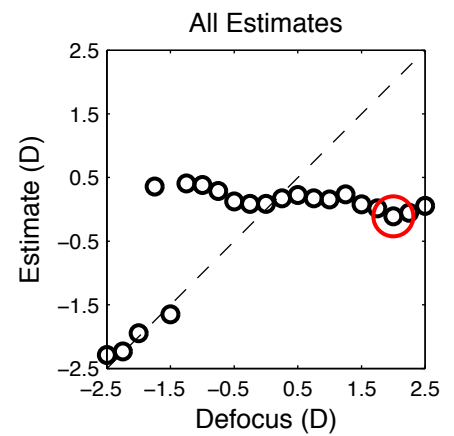
Estimate=-0.11D Err=-2.109D



Img=3948, RMS=0.21



$\Delta D=0.00$






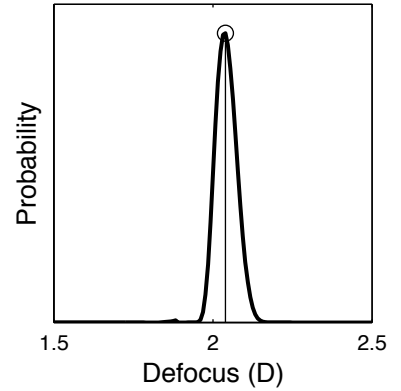
$\Delta D=2.00$



$\Delta D=2.00$ , RMS=0.46



Estimate=2.04D Err=0.039D



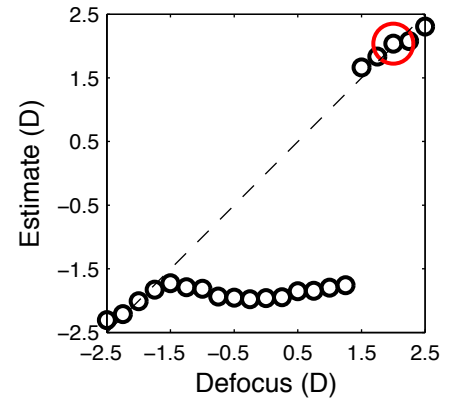
Img=3565, RMS=0.46



$\Delta D=0.00$




All Estimates



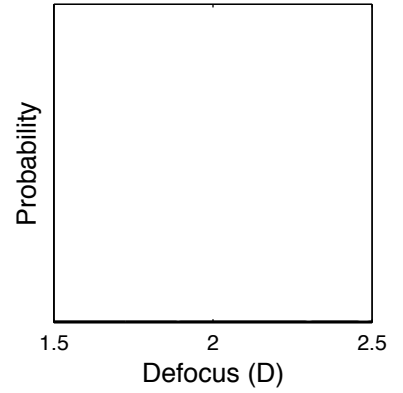
$\Delta D=2.00$




$\Delta D=2.00, \text{RMS}=0.24$



Estimate=0.20D Err=-1.797D



Img=3698, RMS=0.24



$\Delta D=0.00$



All Estimates

